



US00D746808S

(12) **United States Design Patent**
Matsuoka

(10) **Patent No.:** **US D746,808 S**
(45) **Date of Patent:** **** Jan. 5, 2016**

(54) **NOTEBOOK COMPUTER HOUSING**

(71) Applicant: **Google Inc.**, Mountain View, CA (US)

(72) Inventor: **Yoshimichi Matsuoka**, Cupertino, CA (US)

(73) Assignee: **Google Inc.**, Mountain View, CA (US)

(**) Term: **14 Years**

(21) Appl. No.: **29/475,893**

(22) Filed: **Dec. 9, 2013**

(51) **LOC (10) Cl.** **14-02**

(52) **U.S. Cl.**
USPC **D14/318**

(58) **Field of Classification Search**
USPC D14/315-327; D18/1, 2, 7, 11;
235/145 A, 145 R; 341/22, 23; 345/104,
345/156, 168, 169, 173; 361/679.08,
361/679.09, 679.11, 679.26, 679.27
CPC G06F 1/16; G06F 1/1616; G06F 1/1626;
G06F 1/1632; G06F 1/1613; G06F 1/1601;
H01R 35/02; H03M 11/00; G09B 13/04;
H03K 17/94; G09G 5/00
See application file for complete search history.

(56) **References Cited**

U.S. PATENT DOCUMENTS

5,103,376	A *	4/1992	Blonder	361/679.09
D603,393	S *	11/2009	Paek	D14/315
D620,002	S *	7/2010	Tsai et al.	D14/315
D624,911	S *	10/2010	Lee et al.	D14/315
D645,856	S *	9/2011	Cho et al.	D14/315
D645,859	S *	9/2011	Cho et al.	D14/315
2012/0044155	A1 *	2/2012	Nakada	345/173

* cited by examiner

Primary Examiner — Freda S Nunn

(74) *Attorney, Agent, or Firm* — Lerner, David, Littenberg, Krumholz & Mentlik, LLP

(57) **CLAIM**

The ornamental design for a notebook computer housing, as shown and described.


DESCRIPTION

FIG. 1 is a front perspective view of a notebook computer housing according to my design in an open configuration; FIG. 2 is a front elevation view thereof; FIG. 3 is a back elevation view thereof; FIG. 4 is a right side elevation view thereof; FIG. 5 is a left side elevation view thereof; FIG. 6 is a top elevation view thereof; FIG. 7 is a bottom elevation view thereof; FIG. 8 is a front perspective view of the notebook computer housing according to the embodiment in a closed configuration; FIG. 9 is a front elevation view thereof; FIG. 10 is a back elevation view thereof; FIG. 11 is a right side elevation view thereof; FIG. 12 is a left side elevation view thereof; FIG. 13 is a top elevation view thereof; and, FIG. 14 is a bottom elevation view thereof.

Broken lines are environmental only and form no part of the claimed design.

The keys and touch pad shown in solid lines in FIGS. 1 and 6 represent a two-dimensional graphic ornamentation on the surface. Broken lines are environmental only and form no part of the claimed design.

1 Claim, 12 Drawing Sheets



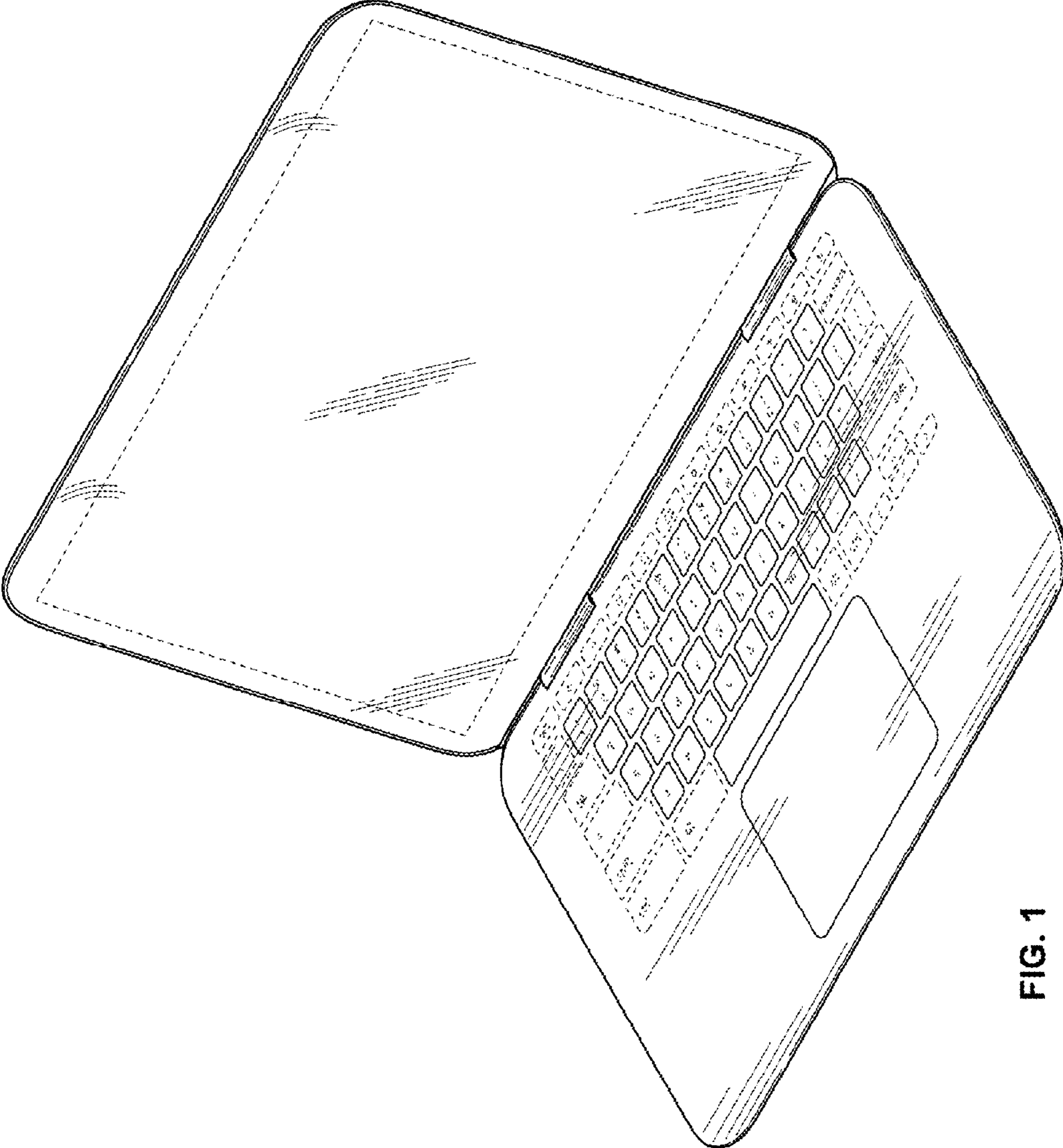


FIG. 1




FIG. 2




FIG. 3




FIG. 4

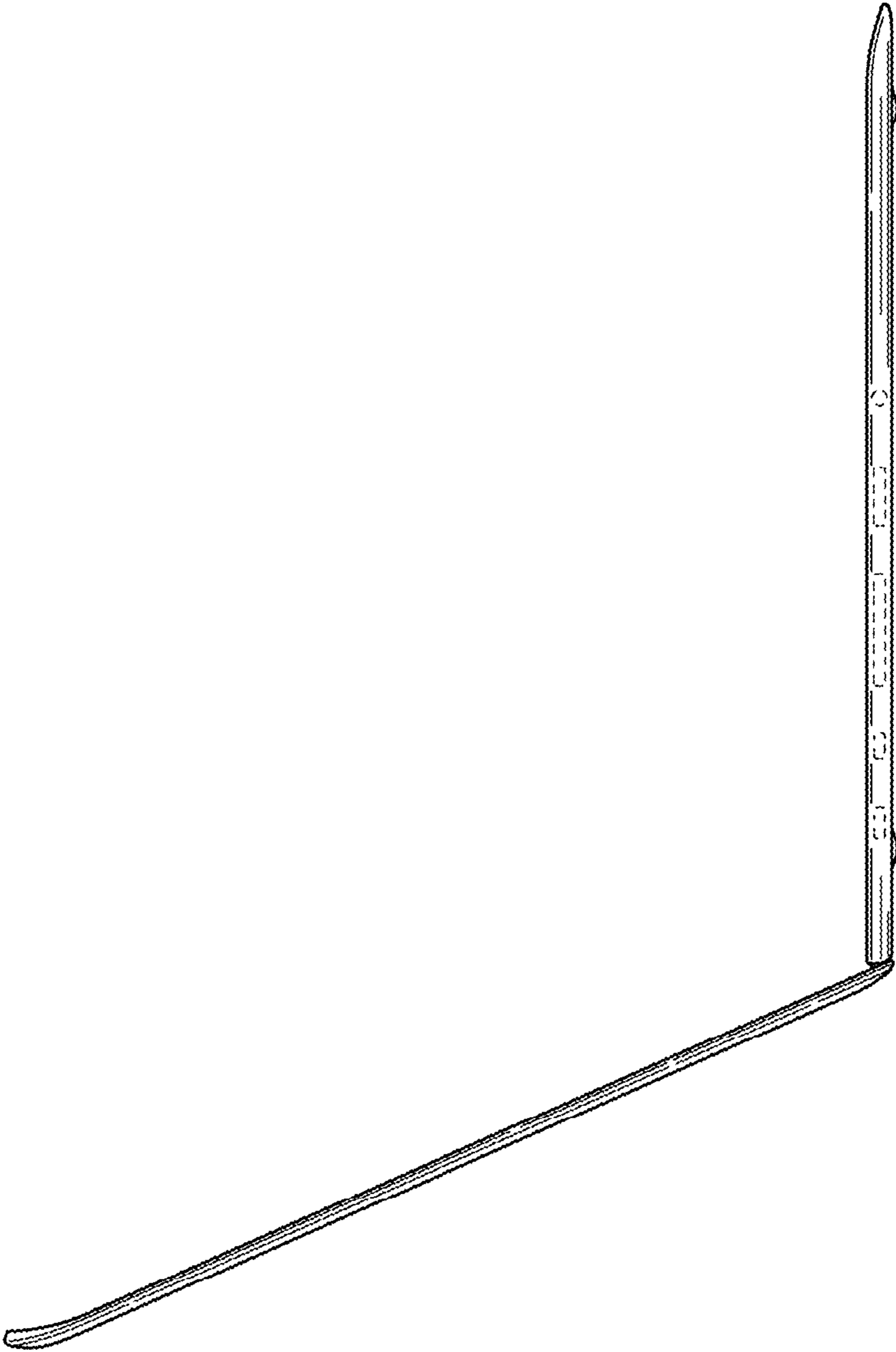


FIG. 5

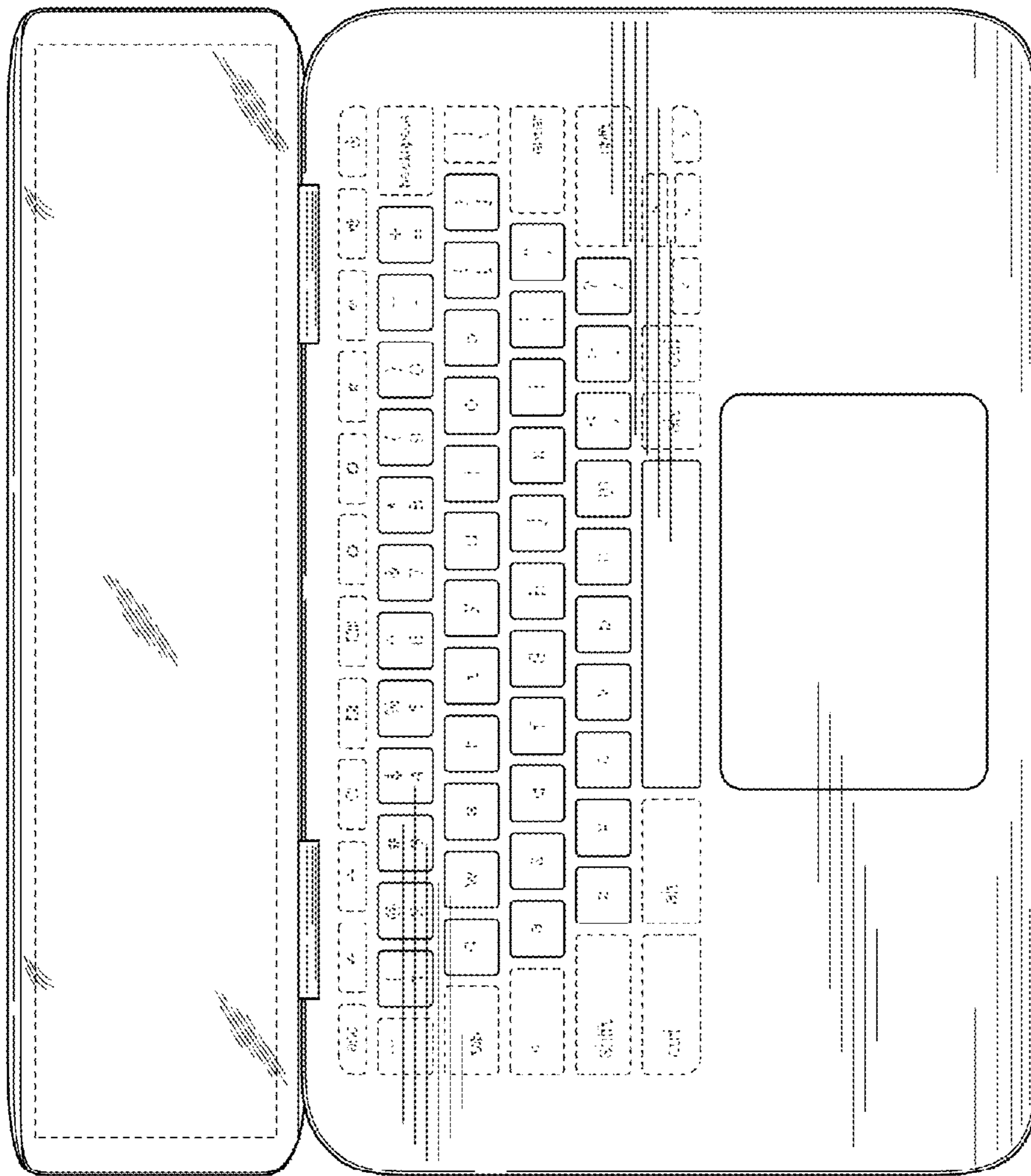


FIG. 6

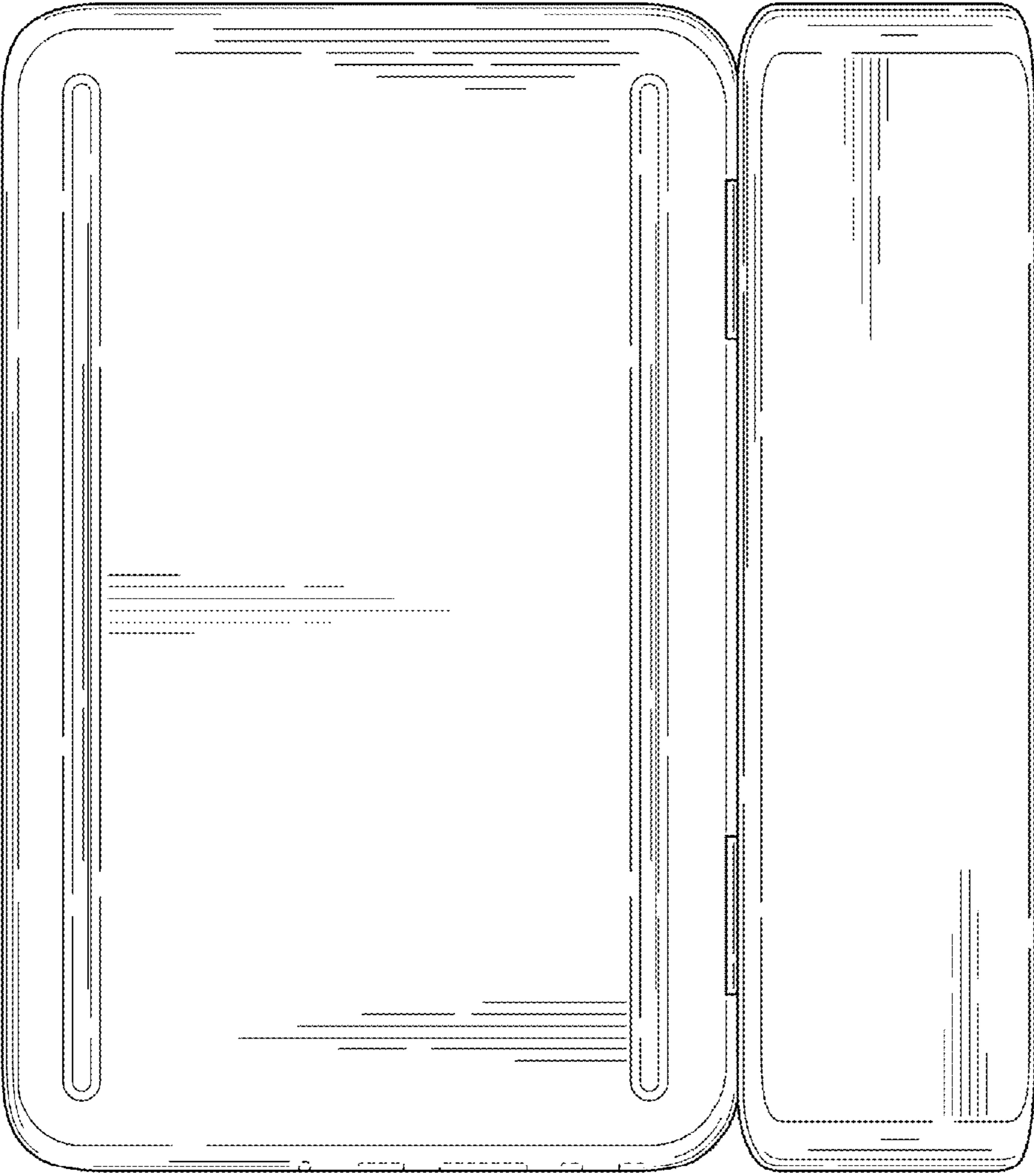


FIG. 7

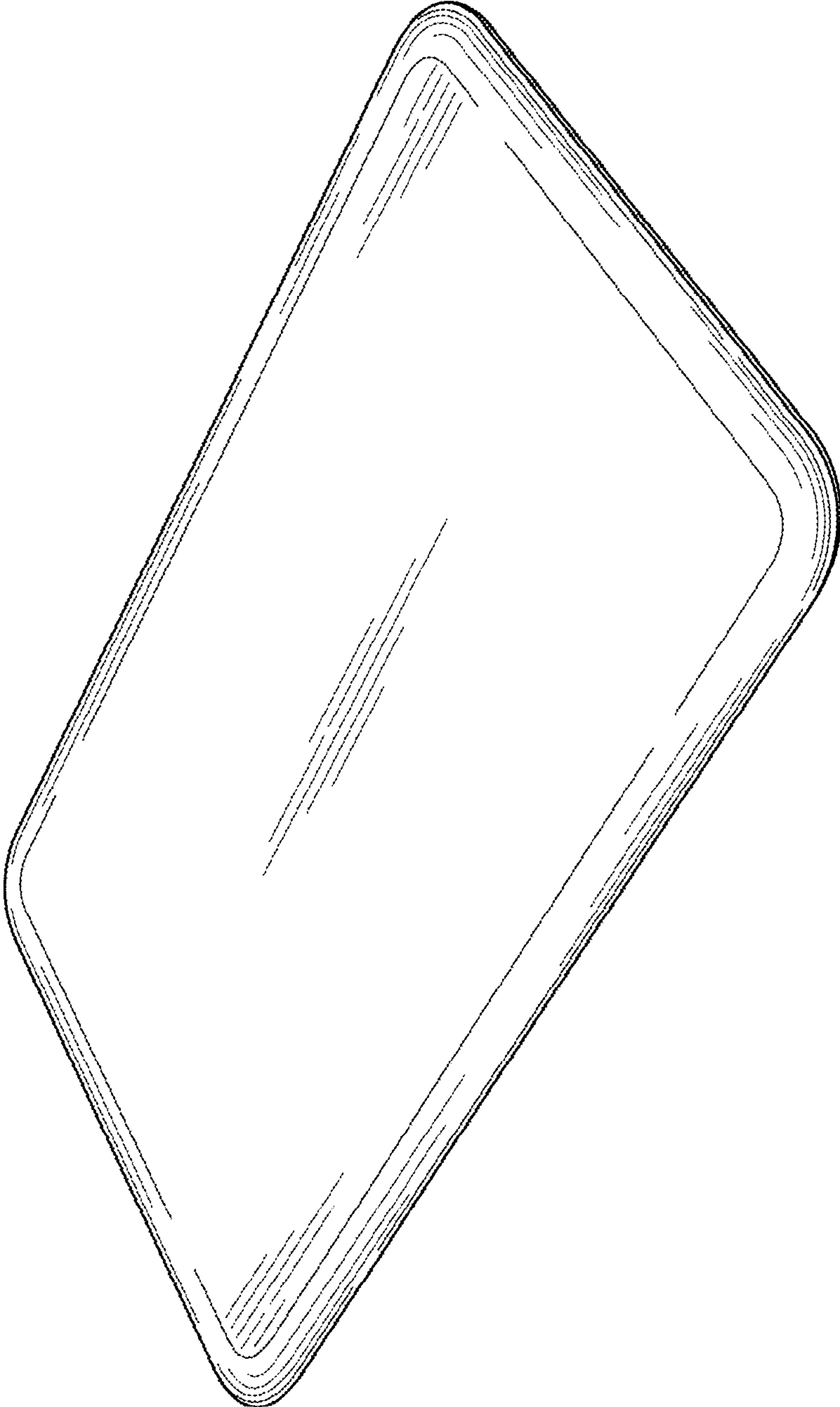


FIG. 8



FIG. 9



FIG. 10




FIG. 11




FIG. 12




FIG. 13




FIG. 14