



US00D746800S

(12) **United States Design Patent**
Park et al.

(10) **Patent No.:** **US D746,800 S**
(45) **Date of Patent:** **** Jan. 5, 2016**

- (54) **MOBILE PHONE**
- (71) Applicant: **LG ELECTRONICS INC.**, Seoul (KR)
- (72) Inventors: **Soonhyun Park**, Seoul (KR);
Daekyeong Kim, Seoul (KR);
Seungchul Cho, Seoul (KR)
- (73) Assignee: **LG Electronics Inc.**, Seoul (KR)
- (**) Term: **14 Years**
- (21) Appl. No.: **29/462,481**
- (22) Filed: **Aug. 5, 2013**

D693,788 S *	11/2013	Kanayama et al.	D14/138 G
D694,214 S *	11/2013	Kim et al.	D14/138 G
D697,885 S *	1/2014	Park	D14/138 G
D713,421 S *	9/2014	Kaneta	D14/496
D714,241 S *	9/2014	Kanayama et al.	D14/138 G
D714,242 S *	9/2014	Kanayama et al.	D14/138 G
D717,263 S *	11/2014	Wozniak	D14/138 G
D717,266 S *	11/2014	Chung et al.	D14/138 G
D719,505 S *	12/2014	Kim	D13/108
D729,781 S *	5/2015	Lee	D14/248
D729,785 S *	5/2015	Magness	D14/250
D729,786 S *	5/2015	Lee	D14/250
D731,472 S *	6/2015	Lee	D14/250
D732,515 S *	6/2015	Kim	D14/248
D732,525 S *	6/2015	Seo	D14/341
D734,747 S *	7/2015	Seo	D14/138 G
D739,394 S *	9/2015	Rayner	D14/250

* cited by examiner

- (30) **Foreign Application Priority Data**
Feb. 12, 2013 (KR) 30-2013-0007360
- (51) **LOC (10) Cl.** **14-03**
- (52) **U.S. Cl.**
USPC **D14/248**
- (58) **Field of Classification Search**
USPC ... D14/138 G, 138 AD, 138 R, 138 AC, 496,
D14/248, 218, 439, 434, 250, 191, 138 C,
D14/138 AA, 138 AB, 203.1-203.8, 238.1,
D14/247, 137, 341-347, 440; D18/7;
D21/517, 333; D13/168, 107-108,
D13/119; 455/575.1, 556.2, 575.3, 575.4;
361/679.3, 679.56; 379/433.01, 433.04
CPC H04R 2499/11; H04R 1/2811; H04R 1/00;
F16M 11/041; F16M 11/10; F16M 13/00;
G06F 1/166
See application file for complete search history.

Primary Examiner — Sandra Snapp
Assistant Examiner — Holly E Thurman
 (74) *Attorney, Agent, or Firm* — Birch, Stewart, Kolasch & Birch, LLP

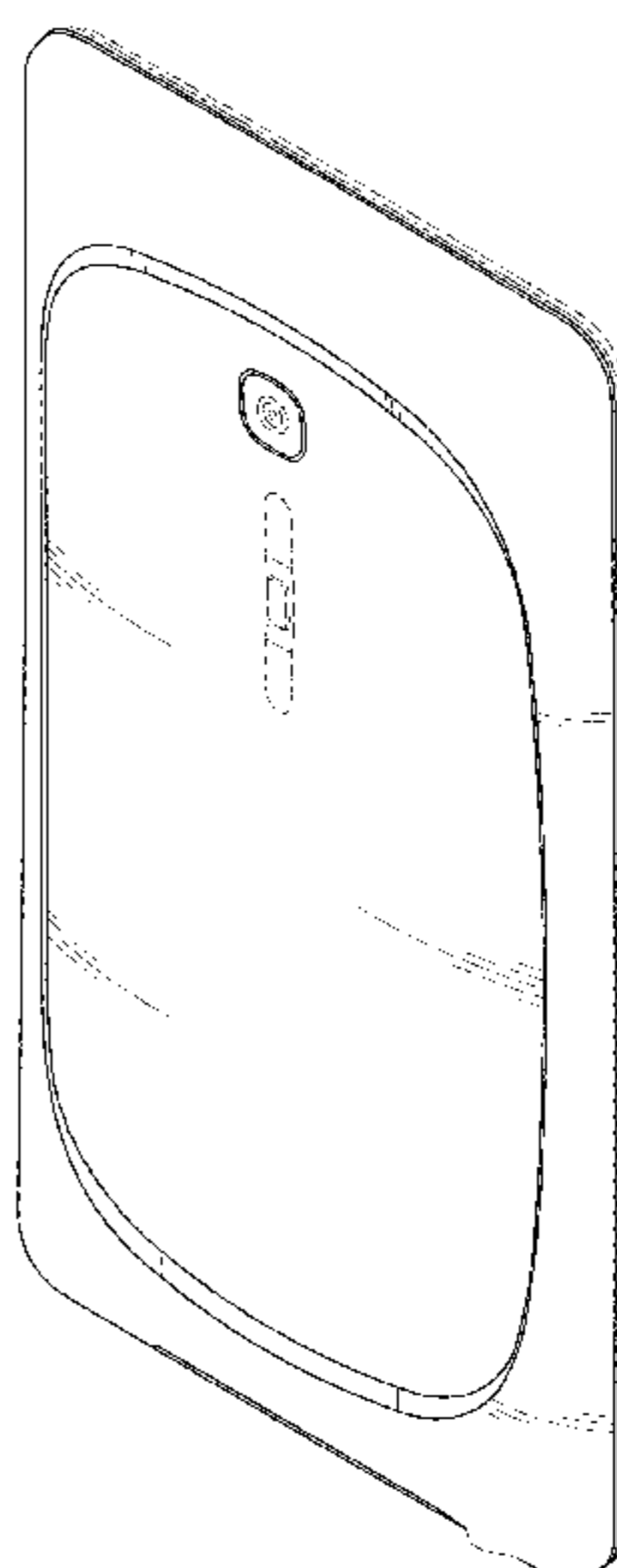
(57) **CLAIM**
 The ornamental design for a mobile phone, as shown and described.

DESCRIPTION

FIG. 1 is a rear perspective view of a mobile phone showing our new design;
 FIG. 2 is a front view thereof;
 FIG. 3 is a rear view thereof;
 FIG. 4 is a left side view thereof;
 FIG. 5 is a right side view thereof;
 FIG. 6 is a top plan view thereof;
 FIG. 7 is a bottom plan view thereof; and,
 FIG. 8 is a front perspective view thereof.
 The dashed broken lines depict unclaimed environment only and form no part of the claimed design. The dash-dot broken lines define the bounds of the claimed design and form no part thereof.

1 Claim, 7 Drawing Sheets

- (56) **References Cited**
U.S. PATENT DOCUMENTS
D654,889 S * 2/2012 Kim et al. D14/138 G
D658,618 S * 5/2012 Kim et al. D14/138 G
D663,278 S * 7/2012 Kim et al. D14/138 G
D664,516 S * 7/2012 Park



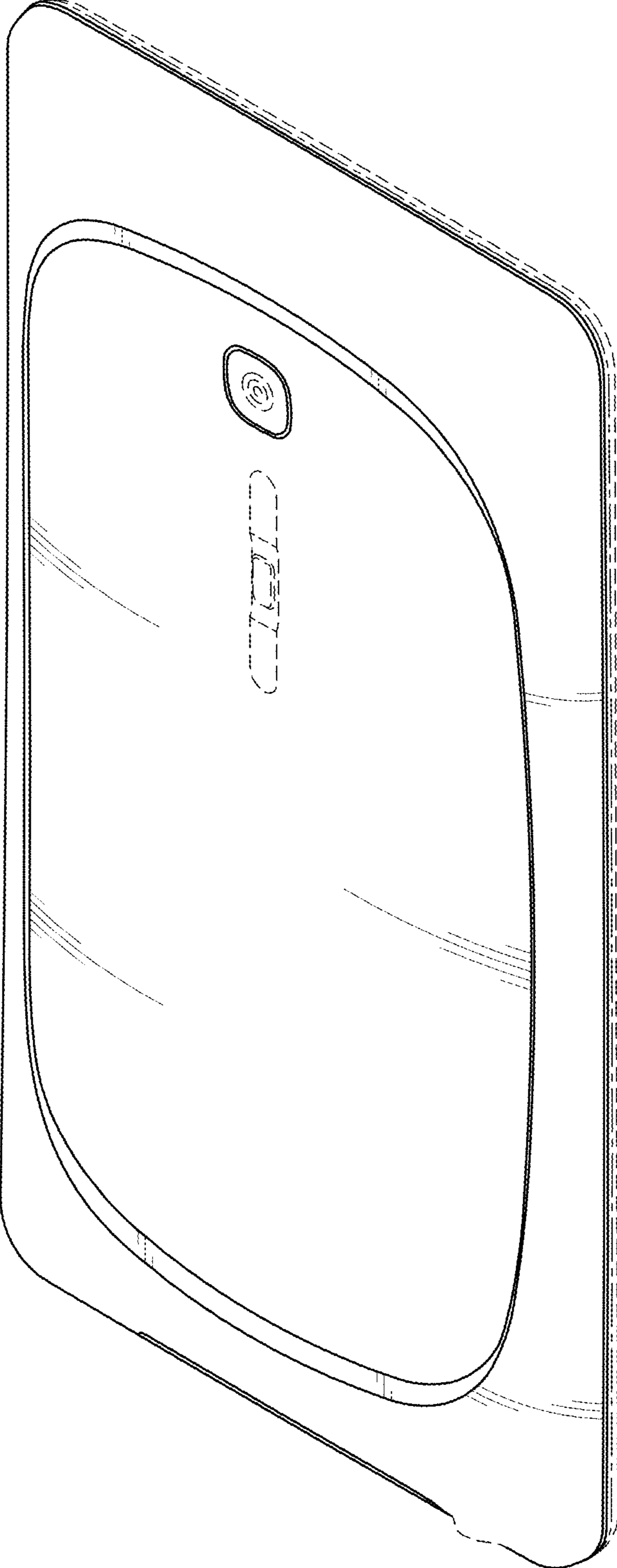


FIG.1




FIG.2

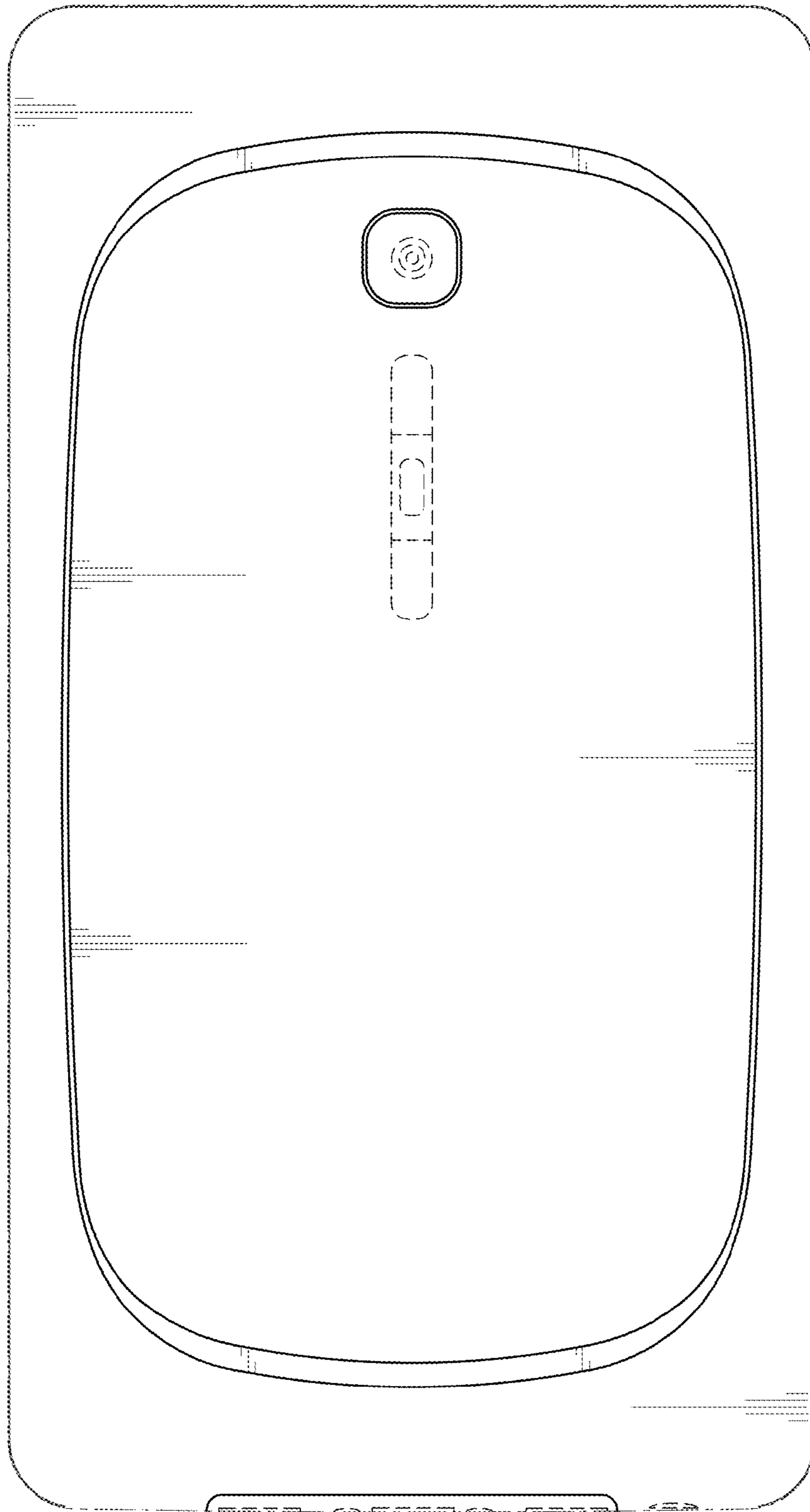


FIG.3

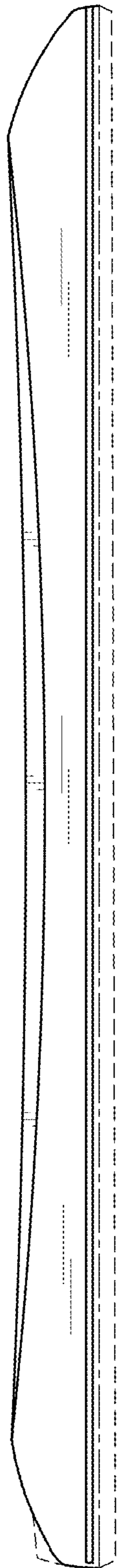


FIG.4




FIG.5




FIG. 6

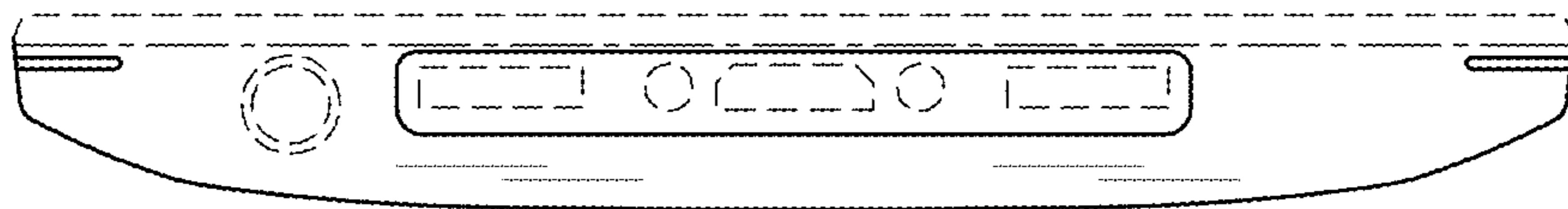


FIG. 7




FIG.8