



US00D746776S

(12) **United States Design Patent**
Park et al.

(10) **Patent No.:** **US D746,776 S**
(45) **Date of Patent:** **** Jan. 5, 2016**

(54) **REVERSIBLE SOCKET**
(71) Applicant: **Fitbit, Inc.**, San Francisco, CA (US)
(72) Inventors: **James Park**, Berkeley, CA (US); **Mark Manuel Martinez**, San Francisco, CA (US); **Michael Joseph Francisco**, Fremont, CA (US); **Gadi Amit**, San Mateo, CA (US); **Jacqueline Lee Belleau**, Alameda, CA (US); **Daniel J. Clifton**, San Francisco, CA (US); **Susan Elizabeth McKinney**, San Francisco, CA (US)

(73) Assignee: **Fitbit, Inc.**, San Francisco, CA (US)

(**) Term: **14 Years**

(21) Appl. No.: **29/468,522**

(22) Filed: **Oct. 1, 2013**

(51) **LOC (10) Cl.** **13-03**

(52) **U.S. Cl.**
USPC **D13/146**

(58) **Field of Classification Search**
USPC D13/146, 147, 154, 184, 199
See application file for complete search history.

(56) **References Cited**

U.S. PATENT DOCUMENTS

7,311,526 B2 * 12/2007 Rohrbach et al. 439/39
D630,582 S * 1/2011 Dai et al. D13/146
D720,249 S * 12/2014 Park et al. D11/3

D720,635 S * 1/2015 Park et al. D10/98
D727,183 S * 4/2015 Park et al. D10/70
D727,759 S * 4/2015 Martinez et al. D10/70
2013/0273770 A1 * 10/2013 Pong 439/490
2013/0329324 A1 * 12/2013 Tziviskos et al. 361/56
2014/0107493 A1 * 4/2014 Yuen et al. 600/473
2014/0275854 A1 * 9/2014 Venkatraman et al. 600/301
2014/0316305 A1 * 10/2014 Venkatraman et al. 600/595

* cited by examiner

Primary Examiner — Daniel Bui

(74) *Attorney, Agent, or Firm* — Weaver Austin Villeneuve & Sampson, LLP

(57) **CLAIM**

We claim the ornamental design for a reversible socket, as shown and described.

DESCRIPTION

FIG. 1 is a top plan view of a reversible socket showing our new design.

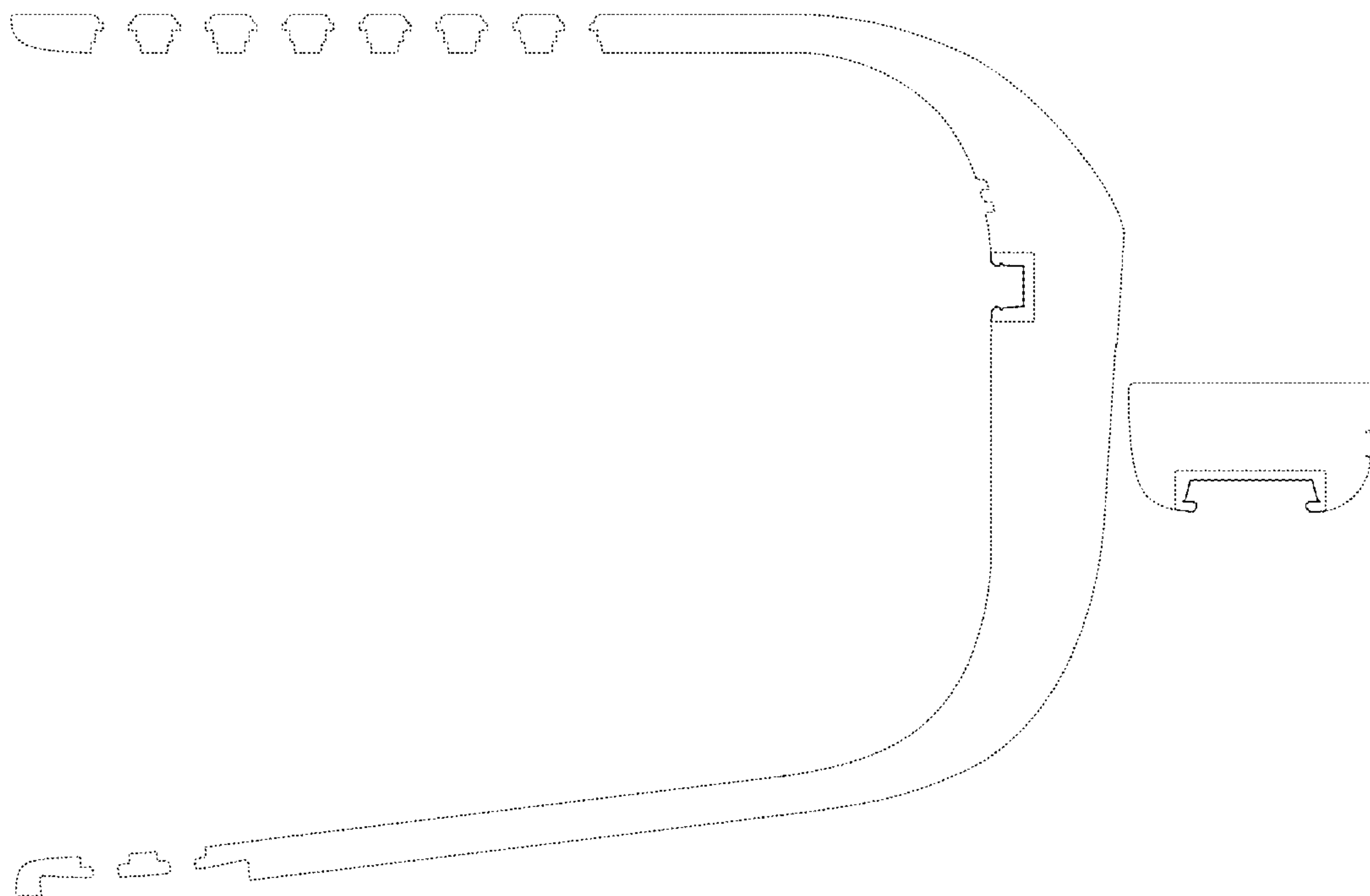
FIG. 2 is a cross-section thereof, taken along line “2-2” of FIG. 1.

FIG. 3 is a cross-section thereof, taken along line “3-3” of FIG. 1.

FIG. 4 is a top and side perspective view thereof; and, FIG. 5 is another top and side perspective view thereof.

In the drawings, the stippling represents surface contour. Dot-dot-dot lines represents unclaimed environment and form no part of the claimed design. Dash-dot-dot lines are used to indicate sectioning lines that govern cross-sections in FIGS. 2 and 3.

1 Claim, 4 Drawing Sheets



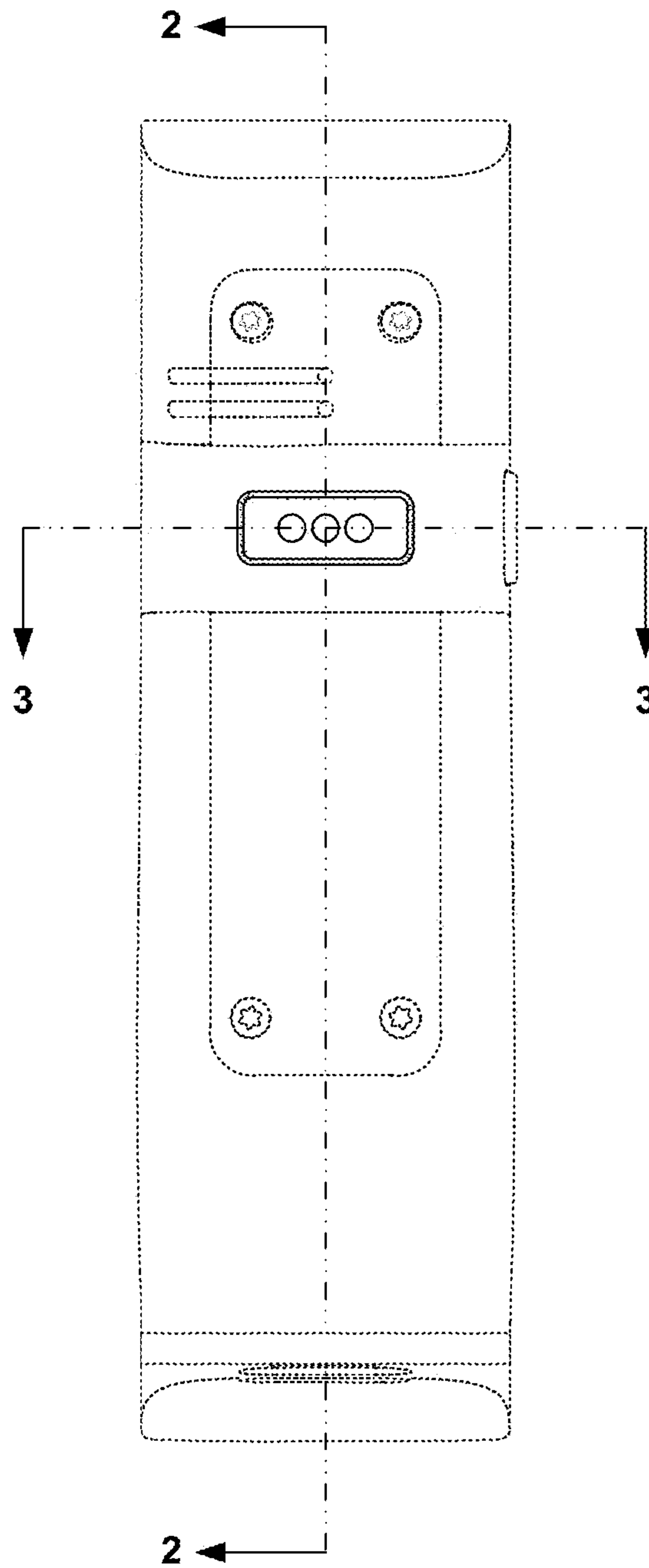


FIG. 1

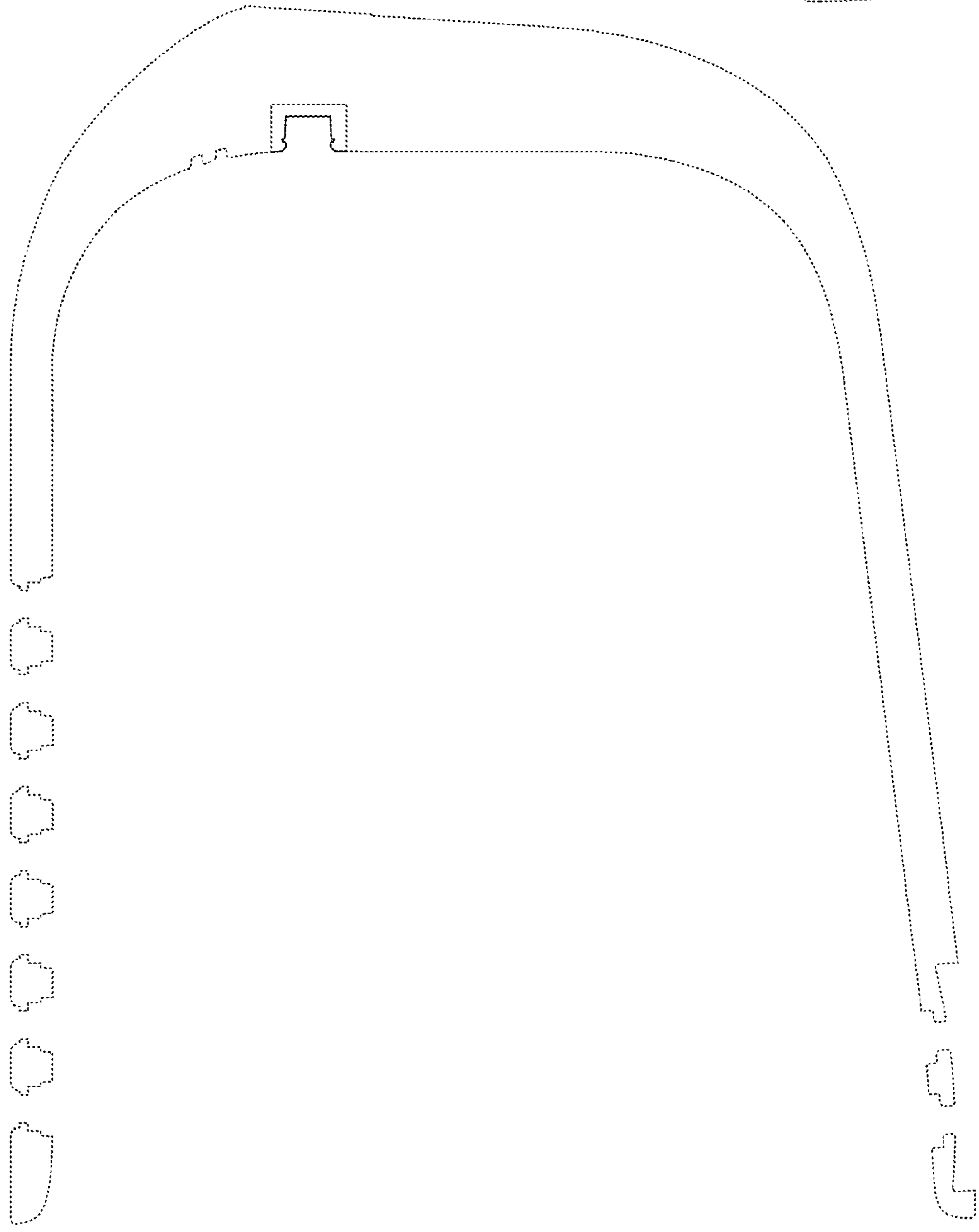


FIG. 2

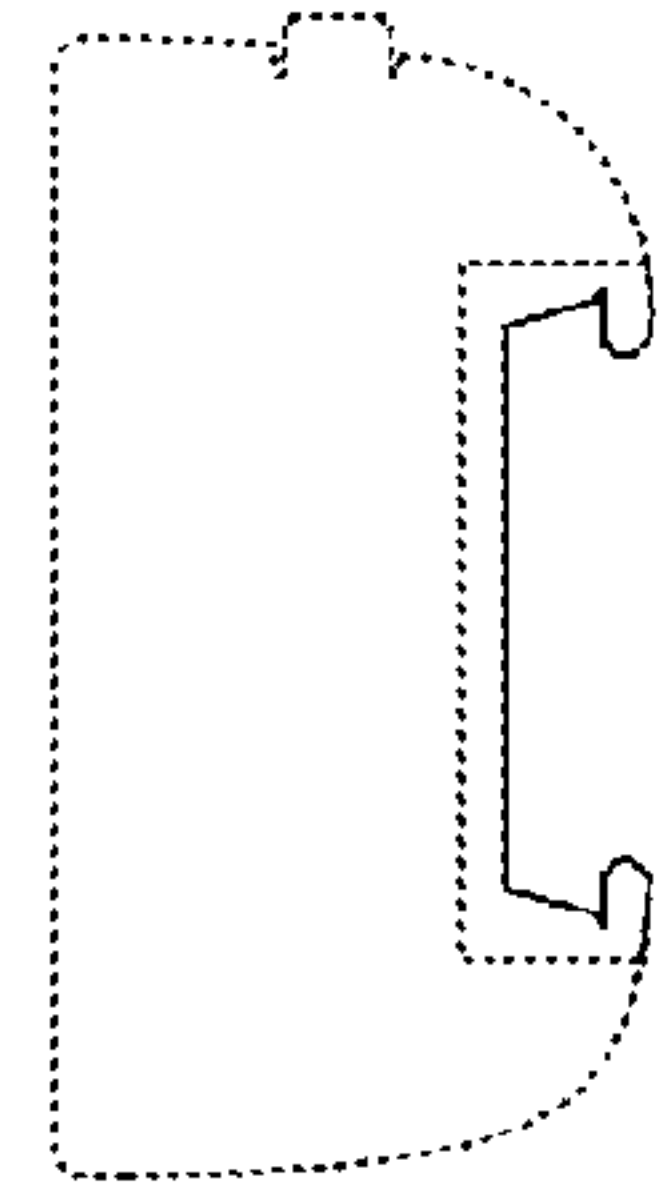


FIG. 3

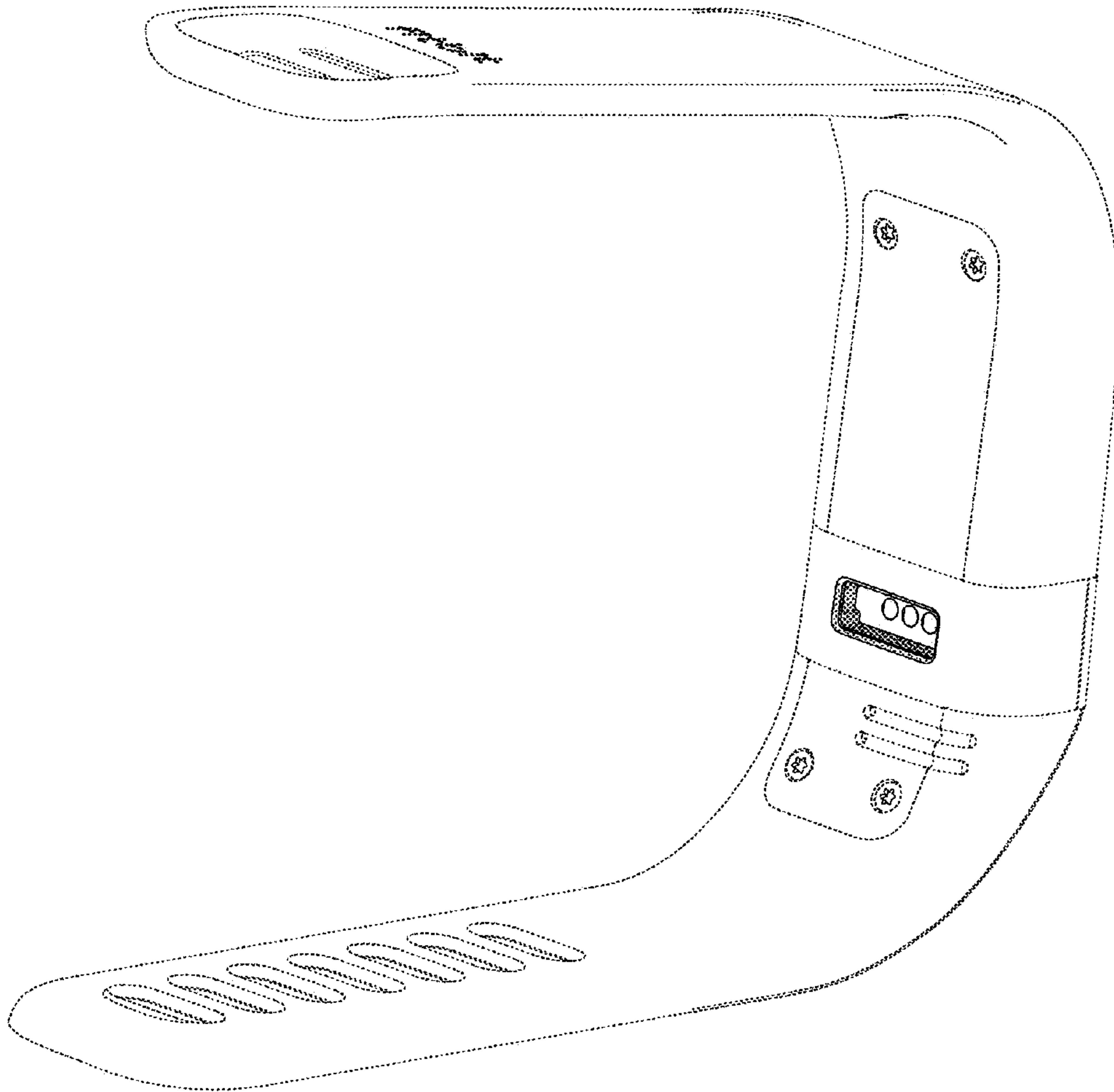


FIG. 4

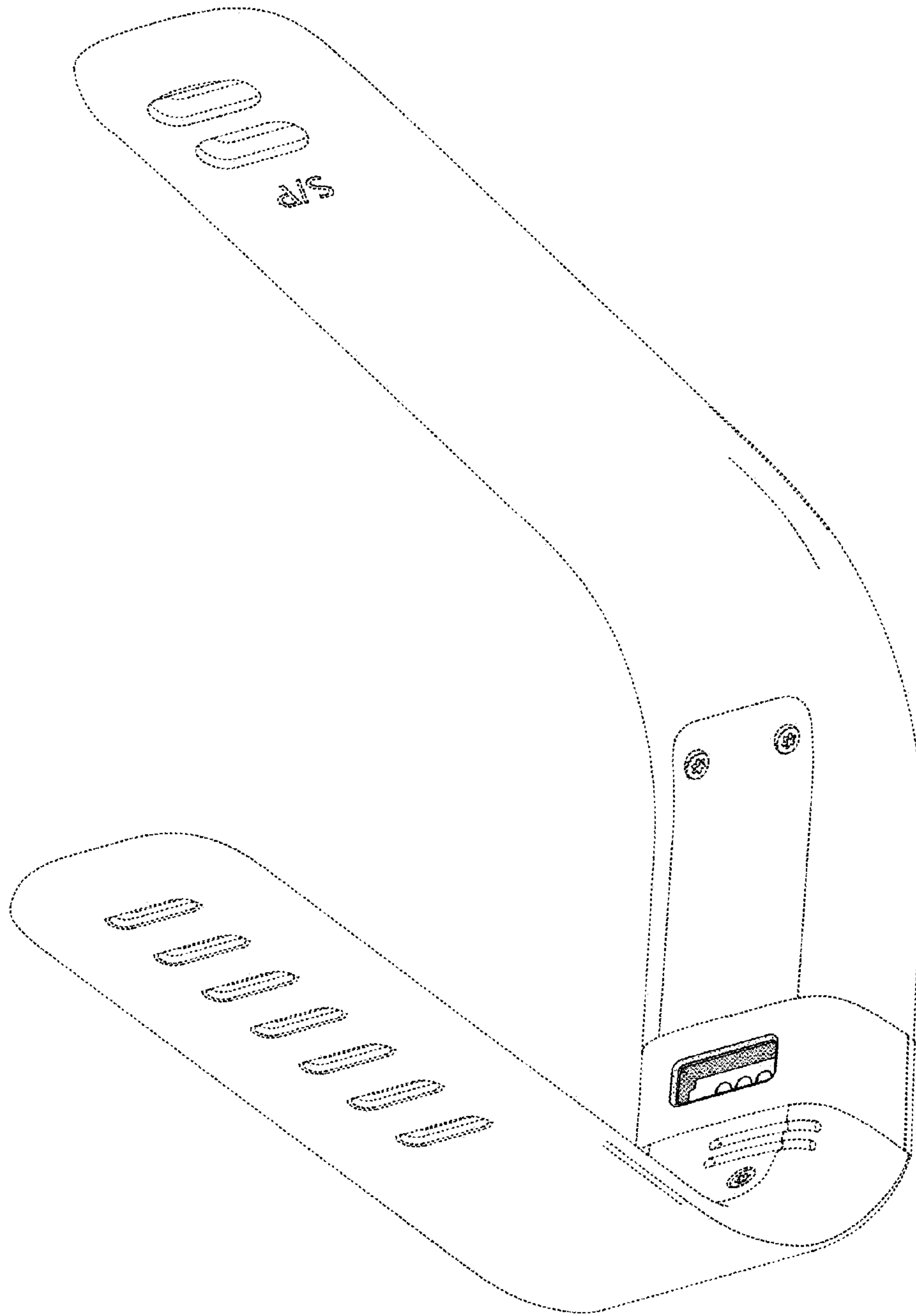


FIG. 5