



US00D746764S

(12) **United States Design Patent**  
**Takemoto**

(10) **Patent No.:** **US D746,764 S**

(45) **Date of Patent:** **\*\* Jan. 5, 2016**

- (54) **TIRE FOR AUTOMOBILE**
- (71) Applicant: **The Goodyear Tire & Rubber Company, Akron, OH (US)**
- (72) Inventor: **Yoshiaki Takemoto, Hyogo (JP)**
- (73) Assignee: **The Goodyear Tire & Rubber Company, Akron, OH (US)**
- (\*\*) Term: **14 Years**
- (21) Appl. No.: **29/485,296**
- (22) Filed: **Mar. 18, 2014**
- (51) **LOC (10) Cl.** ..... **12-15**
- (52) **U.S. Cl.**  
USPC ..... **D12/584**
- (58) **Field of Classification Search**  
USPC ..... D12/568-603; 152/209.1-209.9  
CPC ..... B60C 1/00; B60C 11/00; B60C 11/03  
See application file for complete search history.

D579,865 S	11/2008	Matsuyama et al. ....	D12/586
D579,866 S	11/2008	Ohkubo .....	D12/586
D581,350 S	11/2008	Froger .....	D12/585
D592,589 S	5/2009	Dixon et al. ....	D12/600
D593,937 S	6/2009	Maxwell et al. ....	D12/588
D595,220 S	6/2009	Maxwell .....	D12/590
D613,236 S *	4/2010	Guspodin et al. ....	D12/582
D613,237 S *	4/2010	Mukai .....	D12/585
D613,240 S	4/2010	Mukai .....	D12/590
D645,808 S *	9/2011	Takemoto .....	D12/585
D665,730 S	8/2012	Yoshimura .....	D12/584
D666,138 S	8/2012	Fontaine et al. ....	D12/521
D667,363 S	9/2012	Kudo .....	D12/584
D668,204 S	10/2012	Leendertse et al. ....	D12/524
D688,196 S *	8/2013	Fujita .....	D12/585
D726,104 S *	4/2015	Scheifele .....	D12/603
D731,405 S *	6/2015	Fujita .....	D12/584

\* cited by examiner

*Primary Examiner* — George D Kirschbaum  
*Assistant Examiner* — Natasha Vujcic  
(74) *Attorney, Agent, or Firm* — Richard B. O'Planick

(57) **CLAIM**  
The ornamental design for a tire for automobile, as shown and described.

**DESCRIPTION**

FIG. 1 is a perspective view of a tire for automobile showing my new design, it being understood that the pattern repeats uniformly throughout the circumference of the tread;  
FIG. 2 is a front elevational view thereof;  
FIG. 3 is a right side elevational view thereof; the opposite side elevational view being identical thereto; and,  
FIG. 4 is an enlarged fragmentary front elevational view thereof.

**1 Claim, 4 Drawing Sheets**

- (56) **References Cited**  
U.S. PATENT DOCUMENTS
- |            |         |                      |         |
|------------|---------|----------------------|---------|
| D423,424 S | 4/2000  | Ikeda .....          | D12/147 |
| D436,331 S | 1/2001  | Hanya .....          | D12/147 |
| D451,854 S | 12/2001 | Hanya .....          | D12/147 |
| D470,102 S | 2/2003  | Shirouzu .....       | D12/585 |
| D481,991 S | 11/2003 | Graas et al. ....    | D12/585 |
| D500,009 S | 12/2004 | Okubo .....          | D12/586 |
| D524,234 S | 7/2006  | Schmalix et al. .... | D12/521 |
| D525,191 S | 7/2006  | Okubo .....          | D12/550 |
| D531,116 S | 10/2006 | Heinen et al. ....   | D12/590 |
| D559,767 S | 1/2008  | Graas et al. ....    | D12/521 |
| D559,774 S | 1/2008  | Kurata .....         | D12/585 |






FIG - 1




FIG - 2




FIG - 3




FIG - 4