



US00D746761S

(12) **United States Design Patent**
Cagampang et al.

(10) **Patent No.:** **US D746,761 S**
(45) **Date of Patent:** **** Jan. 5, 2016**

(54) **VEHICLE RACK COMPONENT FOR SUPPORTING A BICYCLE**

(71) Applicant: **Yakima Products, Inc.**, Beaverton, OR (US)

(72) Inventors: **Juan H. Cagampang**, Portland, OR (US); **John Mark Elliott**, Beaverton, OR (US)

(73) Assignee: **Yakima Products, Inc.**, Beaverton, OR (US)

(**) Term: **14 Years**

(21) Appl. No.: **29/456,321**

(22) Filed: **May 30, 2013**

(51) **LOC (10) Cl.** **12-11**

(52) **U.S. Cl.**
USPC **D12/414**

(58) **Field of Classification Search**
USPC D12/89-93, 16, 96-100, 401-414, D12/414.1; D21/433-434, 548, 552, 559, D21/561; D25/38, 43; D6/513, 567, 552; 135/88.01, 95; 150/158, 165-167; 160/26, 32; 280/770; 296/77.1, 98, 296/100.01-100.06, 114-116, 136.01, 296/190.08, 190.01-190.02
CPC B60R 9/04; B60R 9/045; B60R 9/048; B60R 9/058; B60R 9/10
See application file for complete search history.

(56) **References Cited**

U.S. PATENT DOCUMENTS

D272,817 S *	2/1984	Mareydt	D12/414
D284,274 S *	6/1986	Shoup	D12/94
D295,619 S *	5/1988	Reeve	D12/414
D319,810 S *	9/1991	Stapleton et al.	D12/412
D320,181 S *	9/1991	Sparham et al.	D12/414
5,377,890 A *	1/1995	Brunner et al.	224/321
D457,123 S *	5/2002	Sin	D12/412

D470,098 S *	2/2003	Carroll	D12/412
D500,471 S *	1/2005	Wheatley	D12/414
D538,219 S *	3/2007	Rakow	D12/414
D577,327 S *	9/2008	Jung et al.	D12/412
D626,059 S *	10/2010	Jackson	D12/401
D627,704 S *	11/2010	Bucher et al.	D12/412
D631,819 S *	2/2011	Taylor	D12/414
D633,031 S *	2/2011	Robertson	D12/412
8,528,799 B2 *	9/2013	Michie et al.	224/321
8,640,934 B2 *	2/2014	Jamieson et al.	224/321
2007/0164065 A1 *	7/2007	Davis	224/324
2007/0210127 A1 *	9/2007	Book et al.	224/324
2010/0078454 A1 *	4/2010	Sautter et al.	224/315
2011/0233246 A1 *	9/2011	Vollbrecht	224/315
2011/0240696 A1 *	10/2011	Polewarczyk et al.	224/321
2012/0241486 A1 *	9/2012	Shen	224/321
2012/0305425 A1 *	12/2012	Waters	206/335
2014/0124551 A1 *	5/2014	Condon et al.	224/324
2014/0131405 A1 *	5/2014	Noonan	224/319

* cited by examiner

Primary Examiner — Philip S Hyder

Assistant Examiner — Darlington Ly

(74) *Attorney, Agent, or Firm* — Kolisch Hartwell, P.C.


(57) **CLAIM**

We claim the ornamental design for a vehicle rack component for supporting a bicycle, as shown and described.

DESCRIPTION

FIG. 1 is a top, rear, and right-side perspective view of a vehicle rack component for supporting a bicycle constructed in accordance with the present invention; FIG. 2 is a right-side elevation view thereof; FIG. 3 is a left-side elevation view thereof; FIG. 4 is a top plan view thereof; FIG. 5 is a bottom plan view thereof; FIG. 6 is a front elevation view thereof; and, FIG. 7 is a rear elevation view thereof. The broken lines in the drawings illustrate portions of the vehicle rack component for supporting a bicycle that form no part of the claimed design.

1 Claim, 2 Drawing Sheets






FIG. 1



FIG. 2



FIG. 3

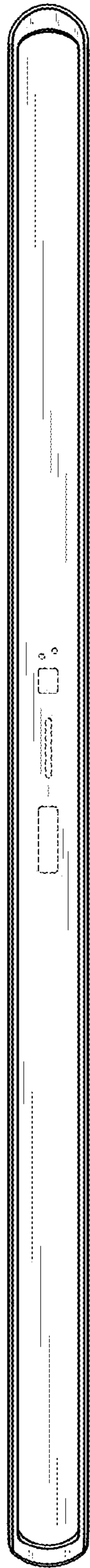


FIG. 4

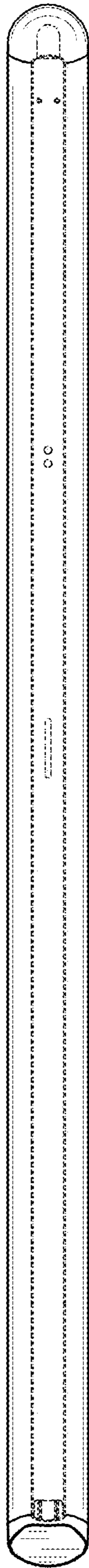


FIG. 5



FIG. 6



FIG. 7