



US00D746759S

(12) **United States Design Patent**  
**Kammerer et al.**

(10) **Patent No.:** **US D746,759 S**  
(45) **Date of Patent:** **\*\* Jan. 5, 2016**

(54) **BIN FOR AIRCRAFT STORAGE**  
(71) Applicant: **FACC AG**, Ried im Innkreis (AT)  
(72) Inventors: **Bernhard Kammerer**, Zell an der Pram (AT); **Gerhard Mortenhuber**, Michaelnbach (AT)  
(73) Assignee: **FACC AG**, Ried im Innkreis (AU)

D463,357 S \* 9/2002 Granzeier et al. .... D12/345  
6,527,325 B2 \* 3/2003 Steingrebe et al. .... 296/37.7  
6,802,478 B2 \* 10/2004 Katori ..... 244/118.1  
7,090,314 B2 \* 8/2006 Burrows et al. .... 312/246  
D533,129 S \* 12/2006 Guard et al. .... D12/345  
7,234,666 B2 \* 6/2007 Novak et al. .... 244/118.5  
D589,871 S \* 4/2009 Bock ..... D12/345  
D597,473 S \* 8/2009 Schuephaus et al. .... D12/345  
7,588,211 B2 \* 9/2009 Granzeier et al. .... 244/118.5

(Continued)

(\*\*) Term: **14 Years**

FOREIGN PATENT DOCUMENTS

(21) Appl. No.: **29/462,278**

DE 102007030331 1/2009  
DE 102009051362 5/2011

(22) Filed: **Aug. 1, 2013**

(Continued)

(30) **Foreign Application Priority Data**

*Primary Examiner* — Martie K Holtje

Feb. 1, 2013 (EP) ..... 2176602-0001  
Feb. 1, 2013 (EP) ..... 2176602-0002

(74) *Attorney, Agent, or Firm* — Jacobson Holman, PLLC.

(51) **LOC (10) Cl.** ..... **12-07**

(57) **CLAIM**

(52) **U.S. Cl.**

The ornamental design for a bin for aircraft storage, as shown and described.

USPC ..... **D12/345**

**DESCRIPTION**

(58) **Field of Classification Search**

USPC ..... D12/319, 345, 415, 418, 423, 424;  
244/117 R, 118.1, 118.5, 118.6, 119,  
244/137.1; 296/37.7, 37.8; 312/246, 266,  
312/325; 446/7; 362/84; 700/83  
CPC ..... B64D 9/00; B64D 11/003; Y02T 50/46;  
Y02T 50/48; B60R 5/00; B60R 5/003  
See application file for complete search history.

FIG. 1 is a front perspective view of a bin for aircraft storage showing our new design;  
FIG. 2 is a partial perspective view thereof;  
FIG. 3 is a front elevational view thereof;  
FIG. 4 is a top plan view thereof;  
FIG. 5 is a left side elevational view; the right side elevational view being a mirror image thereof; and,  
FIG. 6 is a front perspective view thereof in an opened condition.

(56) **References Cited**

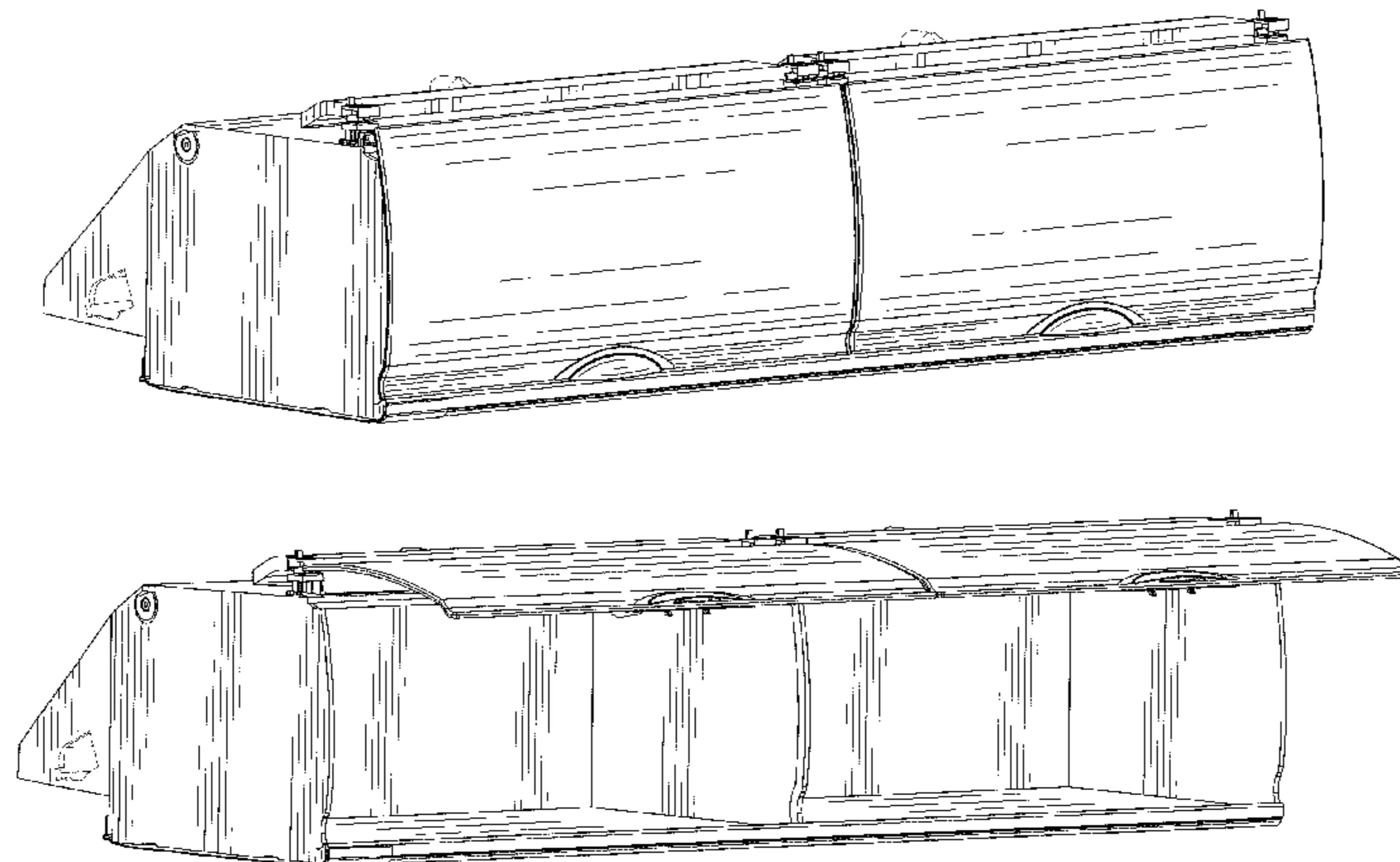
U.S. PATENT DOCUMENTS

5,441,218 A \* 8/1995 Mueller et al. .... 244/118.1  
5,549,158 A 8/1996 Hart  
5,716,027 A 2/1998 Hart et al.  
5,820,076 A \* 10/1998 Schumacher et al. .... 244/118.5  
5,842,668 A \* 12/1998 Spencer ..... 244/118.1  
5,934,615 A \* 8/1999 Treichler et al. .... 244/118.5  
6,290,175 B1 \* 9/2001 Hart et al. .... 244/118.5

The structural elements depicted by broken lines in the drawings have been shown for the purpose of illustrating portions of the bin for aircraft storage that form no part of the claimed design.

The features depicted by broken lines in FIG. 2 have been shown for the purpose of illustrating environment that forms no part of the claimed design.

**1 Claim, 6 Drawing Sheets**



(56)

**References Cited**

U.S. PATENT DOCUMENTS

7,832,685 B2 \* 11/2010 Haynes et al. .... 244/118.1  
8,002,218 B2 \* 8/2011 Johnson ..... 244/118.5  
8,047,468 B2 \* 11/2011 Schmitz et al. .... 244/118.1  
2003/0080247 A1 \* 5/2003 Frazier ..... 244/118.1  
2006/0214055 A1 9/2006 Novak et al.  
2010/0206985 A1 8/2010 Rahlff  
2011/0253837 A1 10/2011 Lee et al.

2012/0038254 A1 2/2012 Rafler  
2012/0074258 A1 3/2012 Papke et al.  
2012/0228425 A1 9/2012 Schneider et al.

FOREIGN PATENT DOCUMENTS

EP 0 718 189 6/1996  
WO WO 2010/145915 12/2010

\* cited by examiner

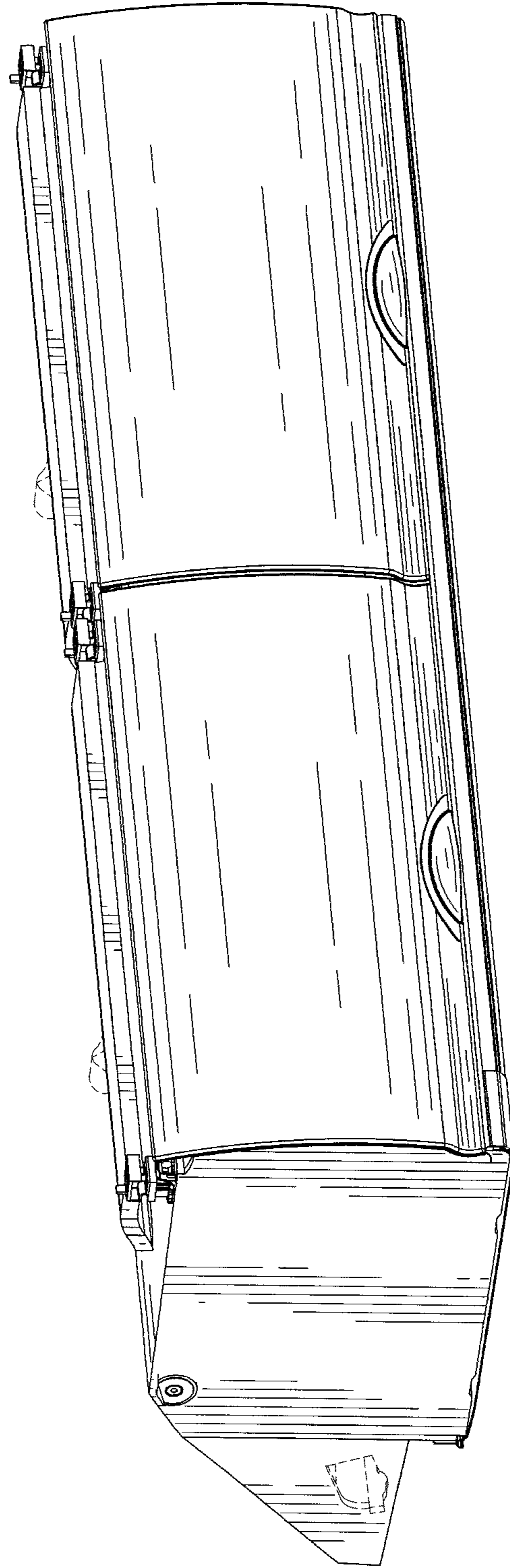


FIG. 1

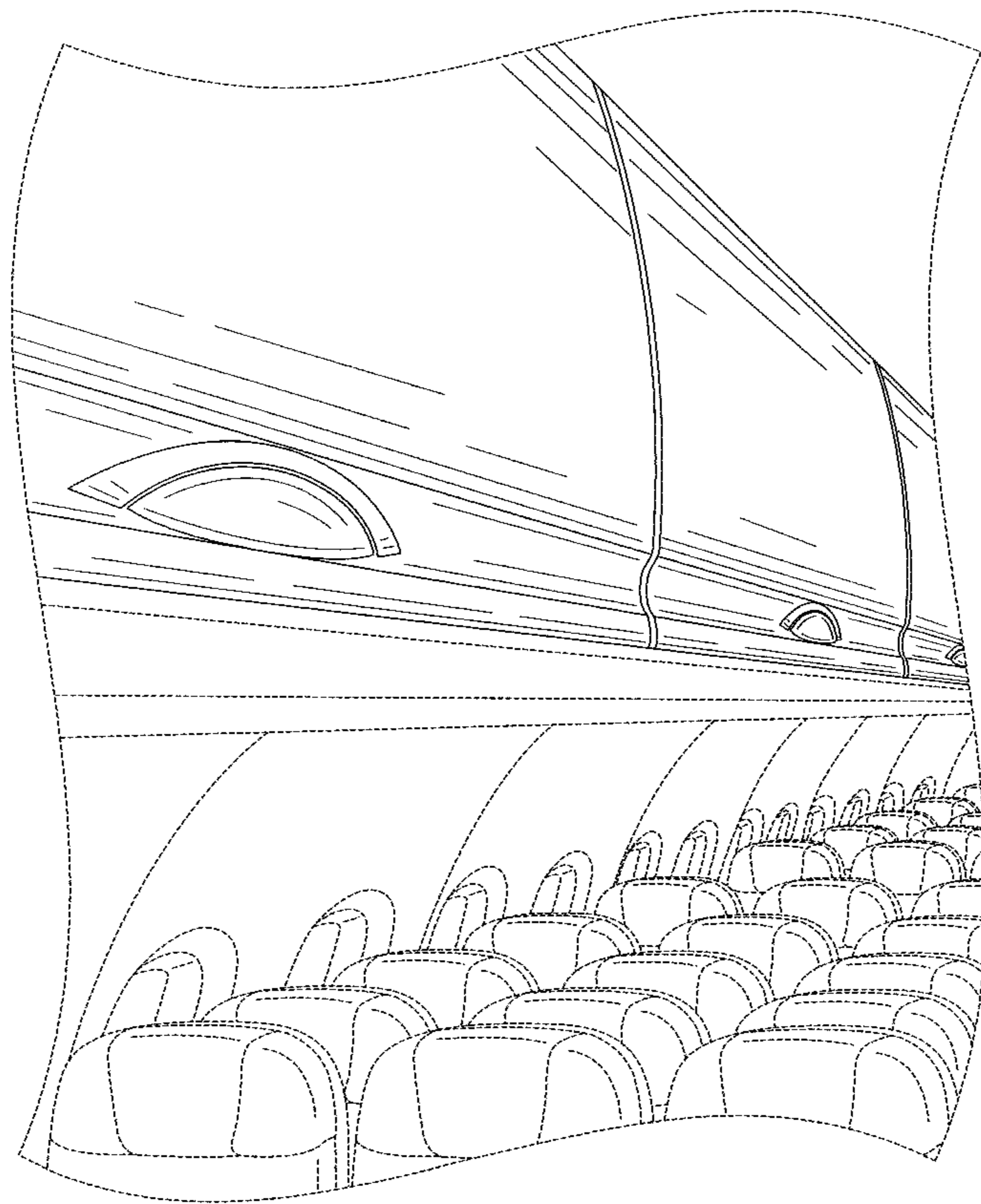


FIG. 2

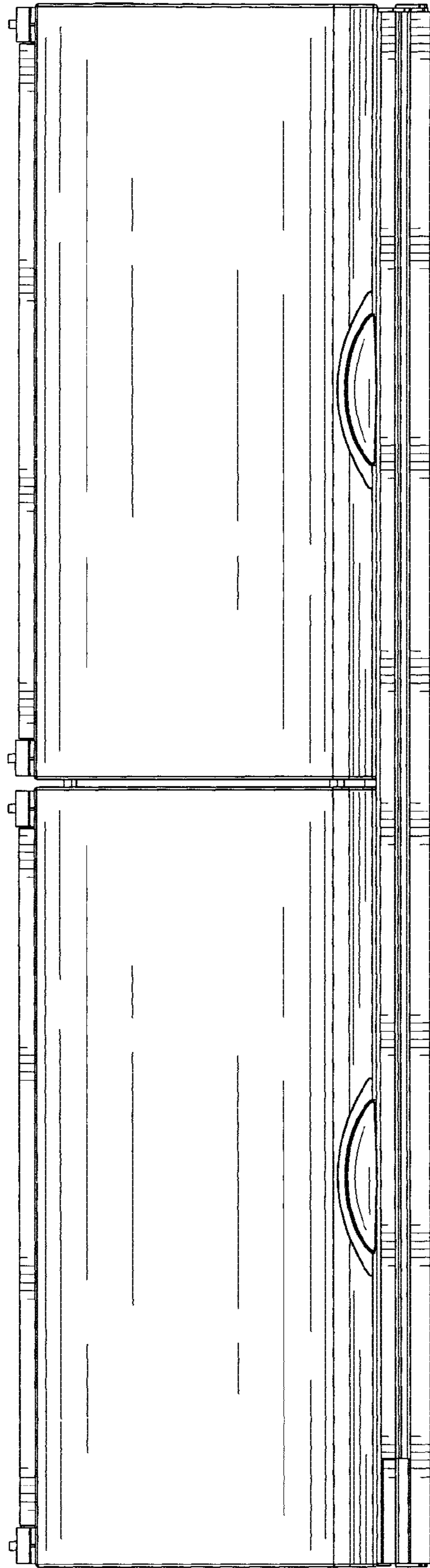


FIG. 3



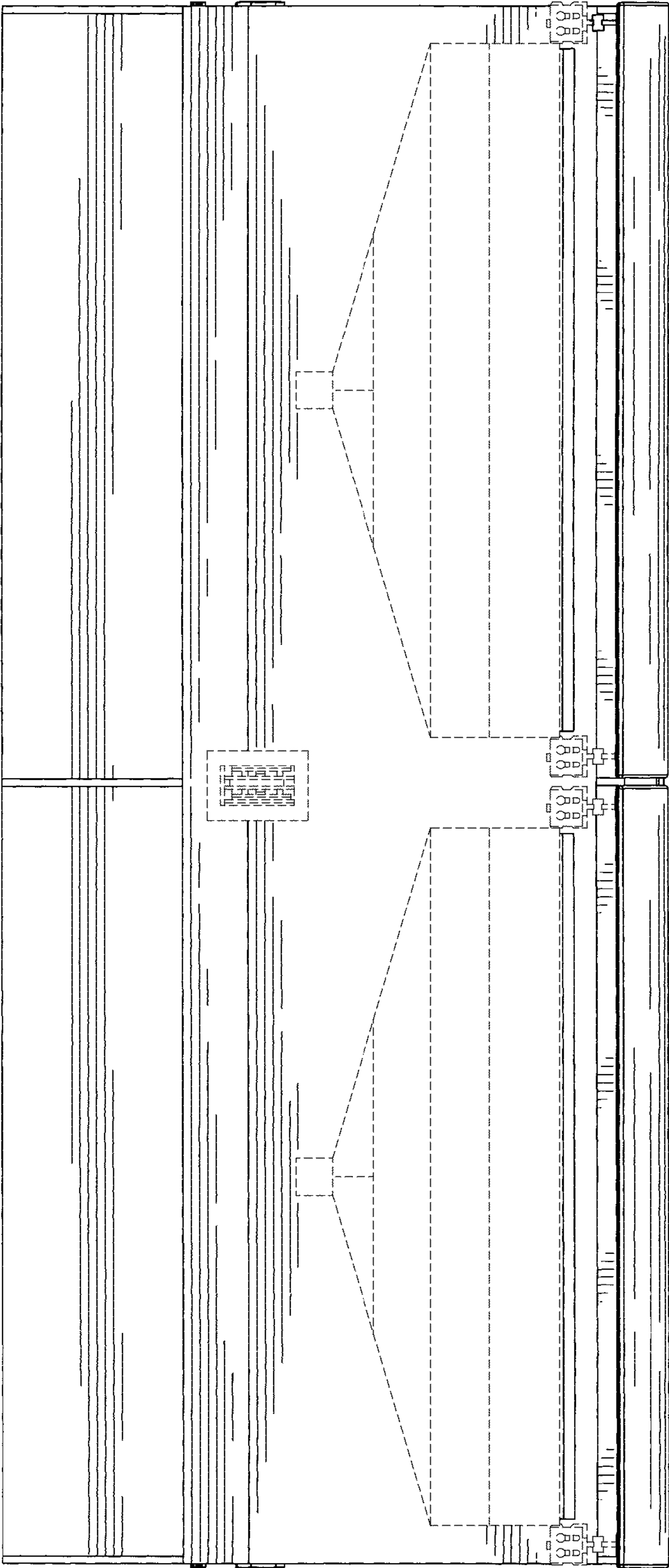


FIG. 4

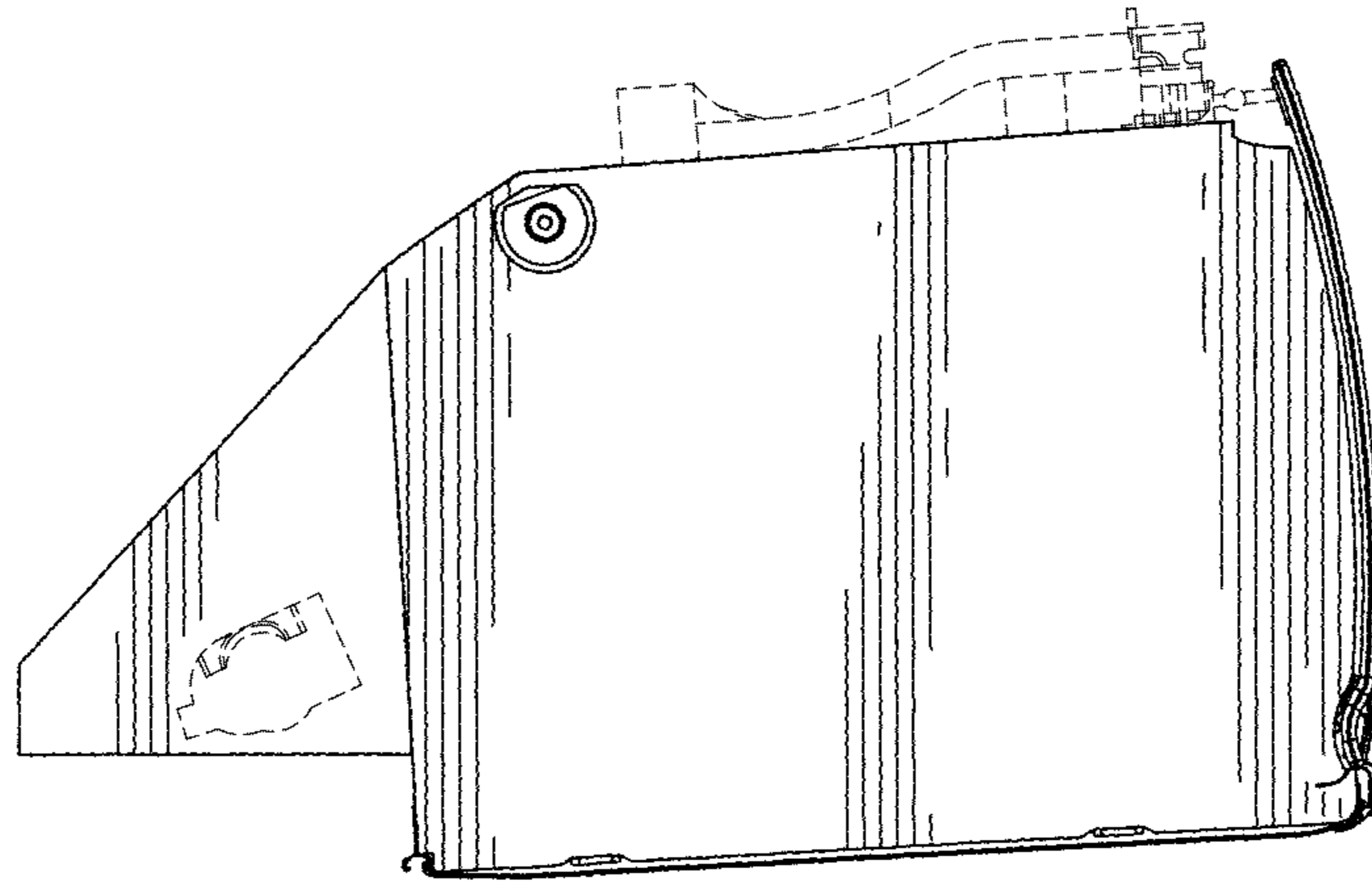


FIG. 5

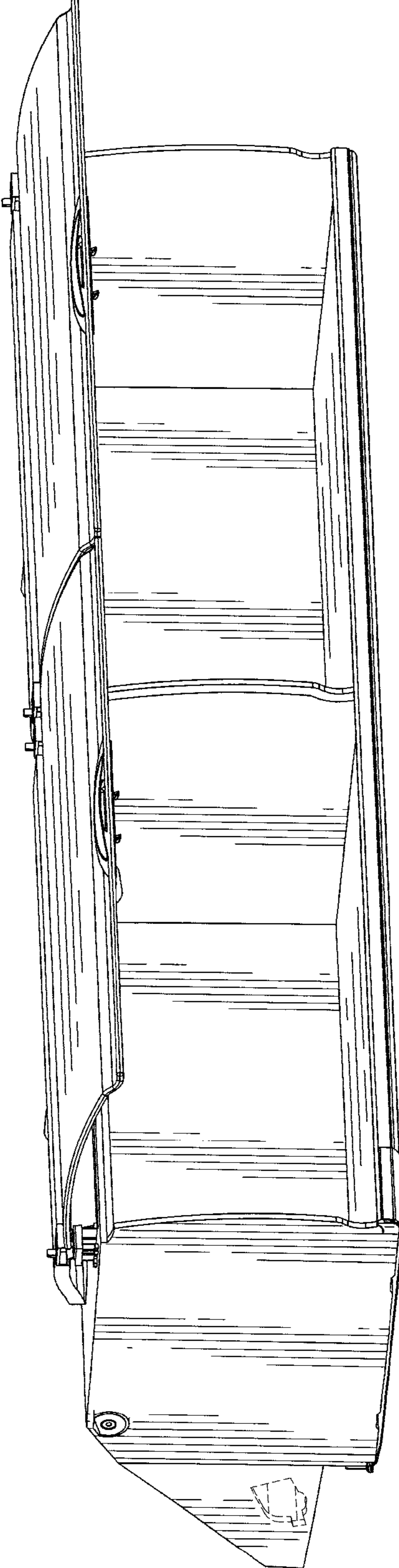


FIG. 6