



US00D746740S

(12) **United States Design Patent**  
**Wolff et al.**

(10) **Patent No.:** **US D746,740 S**  
(45) **Date of Patent:** **\*\* Jan. 5, 2016**

(54) **VEHICLE HOOD**

(71) Applicant: **Ford Motor Company**, Dearborn, MI (US)

(72) Inventors: **Max Wolff**, Birmingham, MI (US);  
**Andrea Di Buduo**, Birmingham, MI (US); **John Caswell**, Grosse Pointe, MI (US)

(73) Assignee: **Ford Motor Company**, Dearborn, MI (US)

(\*\*) Term: **14 Years**

(21) Appl. No.: **29/511,831**

(22) Filed: **Dec. 15, 2014**

(51) **LOC (10) Cl.** ..... **12-16**

(52) **U.S. Cl.**  
USPC ..... **D12/173**

(58) **Field of Classification Search**  
USPC ..... D12/173, 196, 86, 90-92, 181;  
180/69.21, 69.2, 69.22;  
296/190.1-190.5, 190.8, 193.11, 37.6  
CPC ..... B62D 25/10; B62D 25/06; B62D 65/02;  
B62D 25/12; B60Q 1/00  
See application file for complete search history.

(56) **References Cited**

**U.S. PATENT DOCUMENTS**

D555,553 S \* 11/2007 Kaoud ..... D12/173  
D583,733 S \* 12/2008 Walter ..... D12/173

D604,211 S \* 11/2009 Schiavone ..... D12/173  
D634,682 S \* 3/2011 Matei ..... D12/173  
D644,579 S \* 9/2011 Messale ..... D12/173  
D662,013 S \* 6/2012 Hakamata ..... D12/173  
D669,403 S \* 10/2012 Gifford ..... D12/173  
D681,521 S \* 5/2013 Yamamoto ..... 180/69.2  
D691,931 S \* 10/2013 Song ..... D12/173  
D699,642 S \* 2/2014 Kubota ..... D12/173  
D710,768 S \* 8/2014 Ishizuka ..... D12/173  
D718,686 S \* 12/2014 Hammoud ..... D12/173  
D722,928 S \* 2/2015 George ..... D12/173  
D735,626 S \* 8/2015 Blanski ..... D12/173

\* cited by examiner

*Primary Examiner* — Melody Brown

(74) *Attorney, Agent, or Firm* — Damian Porcari


(57) **CLAIM**

The ornamental design for a vehicle hood, as shown and described.

**DESCRIPTION**

FIG. 1 is a top left perspective view of a vehicle hood;  
FIG. 2 is a top right perspective view thereof;  
FIG. 3 is a top rear perspective view thereof;  
FIG. 4 is a front elevational view thereof;  
FIG. 5 is a rear elevational view thereof;  
FIG. 6 is a left side elevational view thereof;  
FIG. 7 is a right side elevational view thereof;  
FIG. 8 is a top plan view thereof; and,  
FIG. 9 is a bottom plan view thereof.

**1 Claim, 9 Drawing Sheets**






Figure 1



Figure 2




Figure 3





Figure 4



*Figure 5*




Figure 6




Figure 7






Figure 8

Figure 9

