

US00D746738S

(12) **United States Design Patent**
Wolff et al.

(10) **Patent No.:** **US D746,738 S**
(45) **Date of Patent:** **** Jan. 5, 2016**

(54) **VEHICLE REAR LOWER BUMPER COVER**

(71) Applicant: **Ford Motor Company**, Dearborn, MI (US)

(72) Inventors: **Max Wolff**, Birmingham, MI (US);
Andrea Di Buduo, Birmingham, MI (US); **John Caswell**, Grosse Pointe, MI (US)

(73) Assignee: **Ford Motor Company**, Dearborn, MI (US)

(**) Term: **14 Years**

(21) Appl. No.: **29/511,839**

(22) Filed: **Dec. 15, 2014**

(51) **LOC (10) Cl.** **12-16**

(52) **U.S. Cl.**
USPC **D12/169**

(58) **Field of Classification Search**
USPC D12/169, 216, 90-92, 86, 171, 196,
D12/163; 293/102, 113, 115, 117, 120;
296/180.1, 180.2
CPC .. B60R 19/52; B60R 2019/25; B60R 25/0845
See application file for complete search history.

(56) **References Cited**

U.S. PATENT DOCUMENTS

D644,578 S *	9/2011	Messale	D12/169
D677,202 S *	3/2013	Hamilton	D12/169
D688,990 S *	9/2013	Song	D12/169
D699,164 S *	2/2014	Watabe	D12/169
D701,805 S *	4/2014	Campbell	D12/169

* cited by examiner

Primary Examiner — Melody N Brown

(74) *Attorney, Agent, or Firm* — Damian Porcari

(57) **CLAIM**

The ornamental design for a vehicle rear lower bumper cover, as shown and described.

DESCRIPTION

FIG. 1 is a bottom left perspective view of a vehicle rear lower bumper cover;
FIG. 2 is a bottom right perspective view thereof;
FIG. 3 is a top rear perspective view thereof;
FIG. 4 is a front elevational view thereof;
FIG. 5 is a rear elevational view thereof;
FIG. 6 is a left side elevational view thereof;
FIG. 7 is a right side elevational view thereof;
FIG. 8 is a top plan view thereof; and,
FIG. 9 is a bottom plan view thereof.

1 Claim, 9 Drawing Sheets

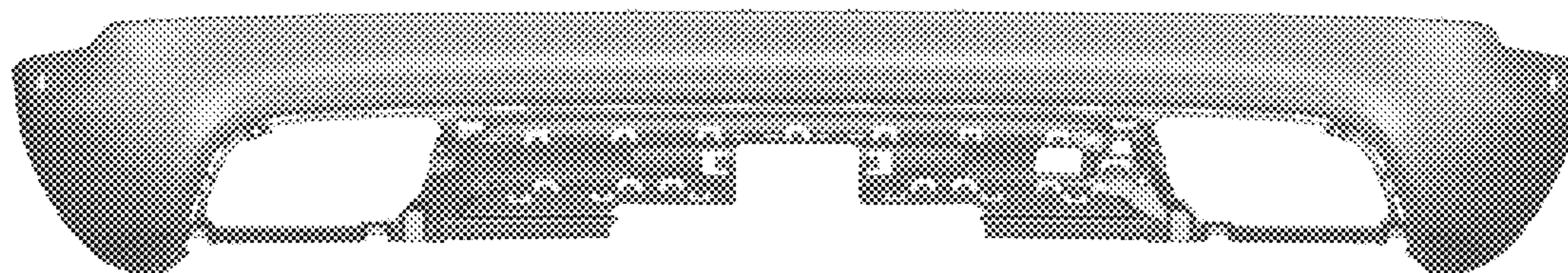



Figure 1







Figure 2

Figure 3



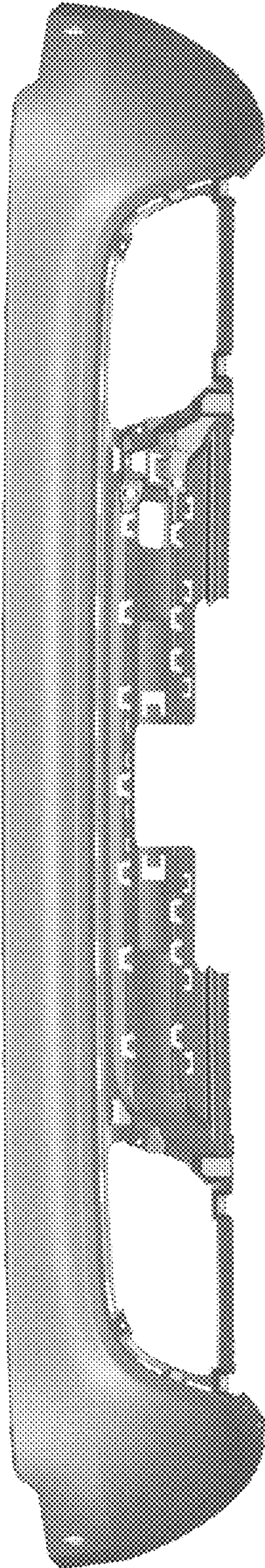


Figure 4




Figure 5

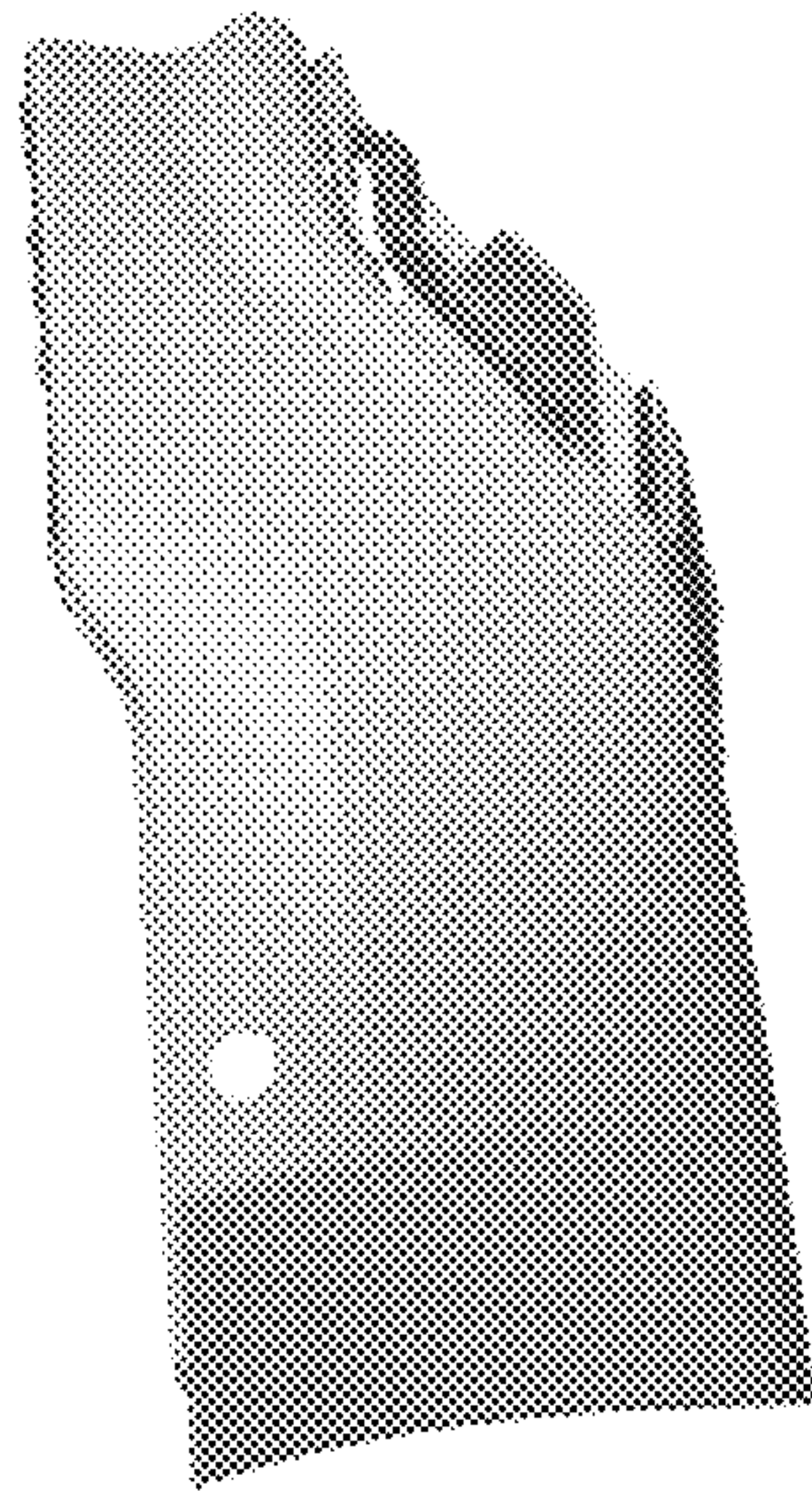


Figure 6

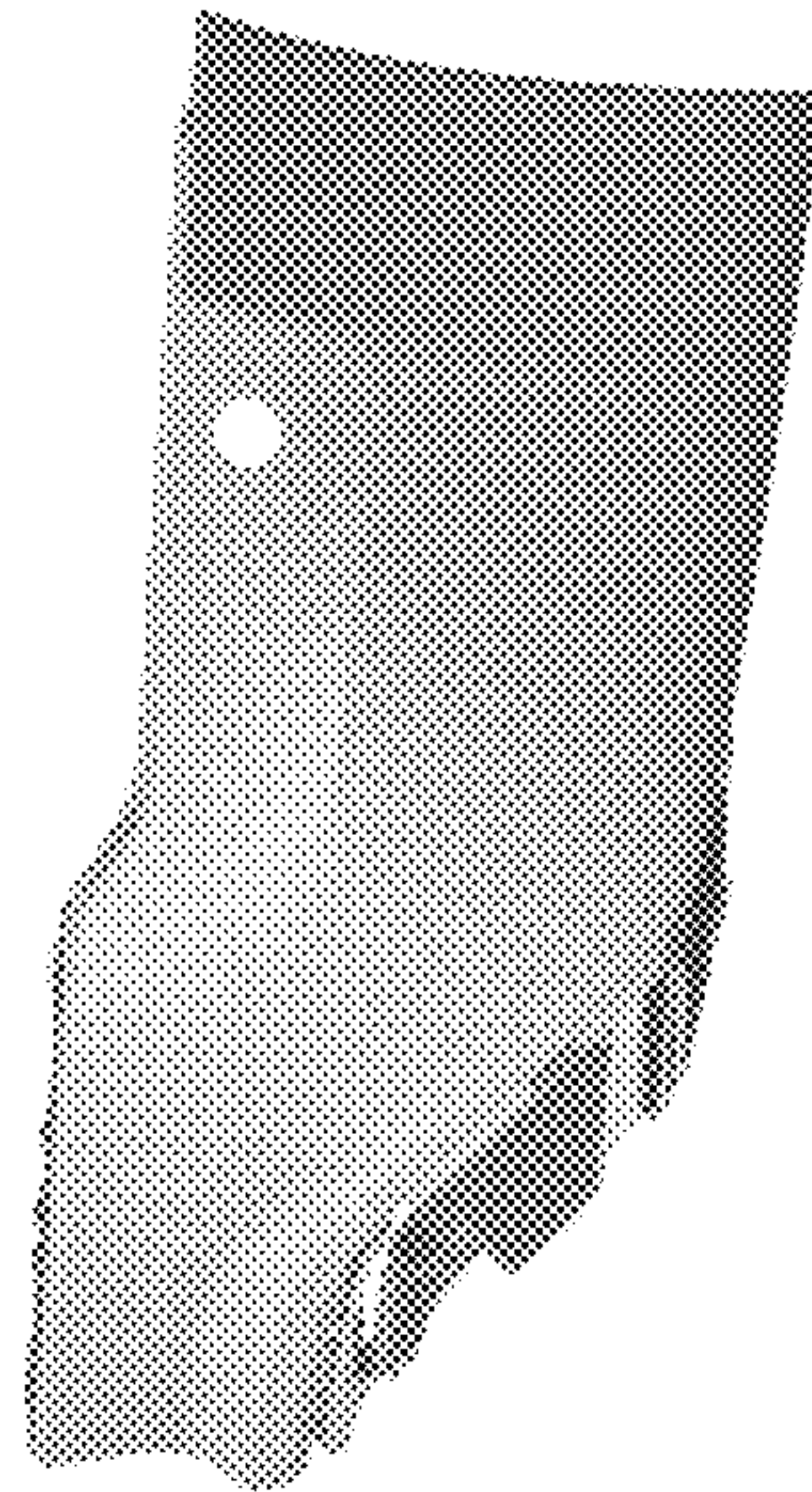


Figure 7

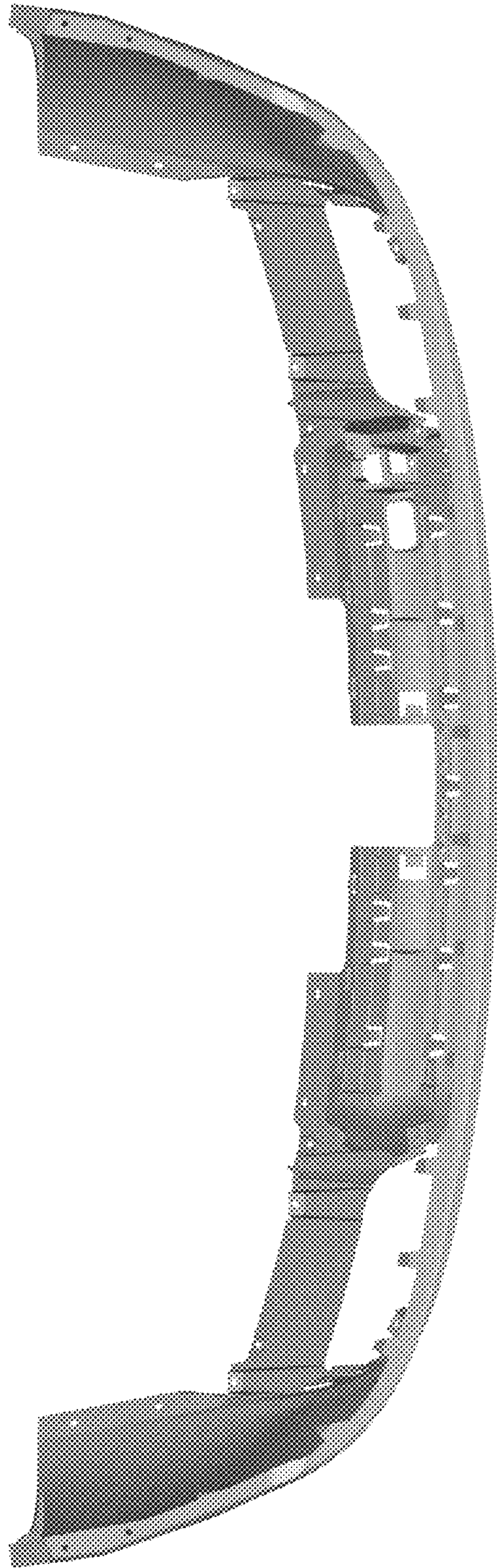


Figure 8

Figure 9

