

US00D746725S

(12) **United States Design Patent**  
**Stopka**

(10) **Patent No.:** **US D746,725 S**

(45) **Date of Patent:** **\*\* Jan. 5, 2016**

(54) **AIR INLET GRILLE FOR A MOTOR VEHICLE**

(56) **References Cited**

U.S. PATENT DOCUMENTS

(71) Applicant: **Dr. Ing. h.c. F. Porsche**  
**Aktiengesellschaft, Stuttgart (DE)**

D523,790 S *	6/2006	Polka .....	D12/163
D526,941 S *	8/2006	Yamashita .....	D12/163
D533,119 S *	12/2006	Schiavone et al. ....	D12/163
D575,689 S *	8/2008	Chang et al. ....	D12/163
D583,722 S *	12/2008	Sonoda et al. ....	D12/163
D593,460 S *	6/2009	Schiavone et al. ....	D12/163
D596,540 S *	7/2009	Hayashi et al. ....	D12/163
D640,959 S *	7/2011	Furst .....	D12/173
D647,830 S *	11/2011	Medina et al. ....	D12/163
D654,998 S *	2/2012	Zakula et al. ....	D23/371
D664,481 S *	7/2012	Platto et al. ....	D12/163
D678,152 S *	3/2013	Behmer et al. ....	D12/173
D725,555 S *	3/2015	Wolff et al. ....	D12/163

(72) Inventor: **Thomas Stopka, Stuttgart (DE)**

(73) Assignee: **Dr. Ing. h.c.F. Porsche**  
**Aktiengesellschaft (DE)**

(\*\*) Term: **14 Years**

(21) Appl. No.: **29/479,605**

(22) Filed: **Jan. 17, 2014**

(30) **Foreign Application Priority Data**

Jul. 19, 2013 (DE) ..... 40 2013 100 683

(51) **LOC (10) Cl.** ..... **12-16**

(52) **U.S. Cl.**  
USPC ..... **D12/163**

(58) **Field of Classification Search**

USPC ..... D12/56, 90, 91, 92, 163, 164, 169, 196,  
D12/171, 173, 216; 180/68.1, 68.6;  
296/187.09, 193.1; D15/89; D23/354,  
D23/371, 385, 387, 388, 393, 412;  
D25/155; D26/59, 72, 120, 121;  
D6/703.5, 409; 293/115; 454/155

CPC ..... B63B 3/66; B60H 1/34; B60H 1/248;  
B60H 1/262; B60K 13/02; B60K 13/005;  
B60K 19/52; B60K 2019/525

See application file for complete search history.

\* cited by examiner

*Primary Examiner* — Phillip S Hyder

*Assistant Examiner* — Darlington Ly

(74) *Attorney, Agent, or Firm* — Gerald E. Hespos; Michael J. Porco; Matthew T. Hespos

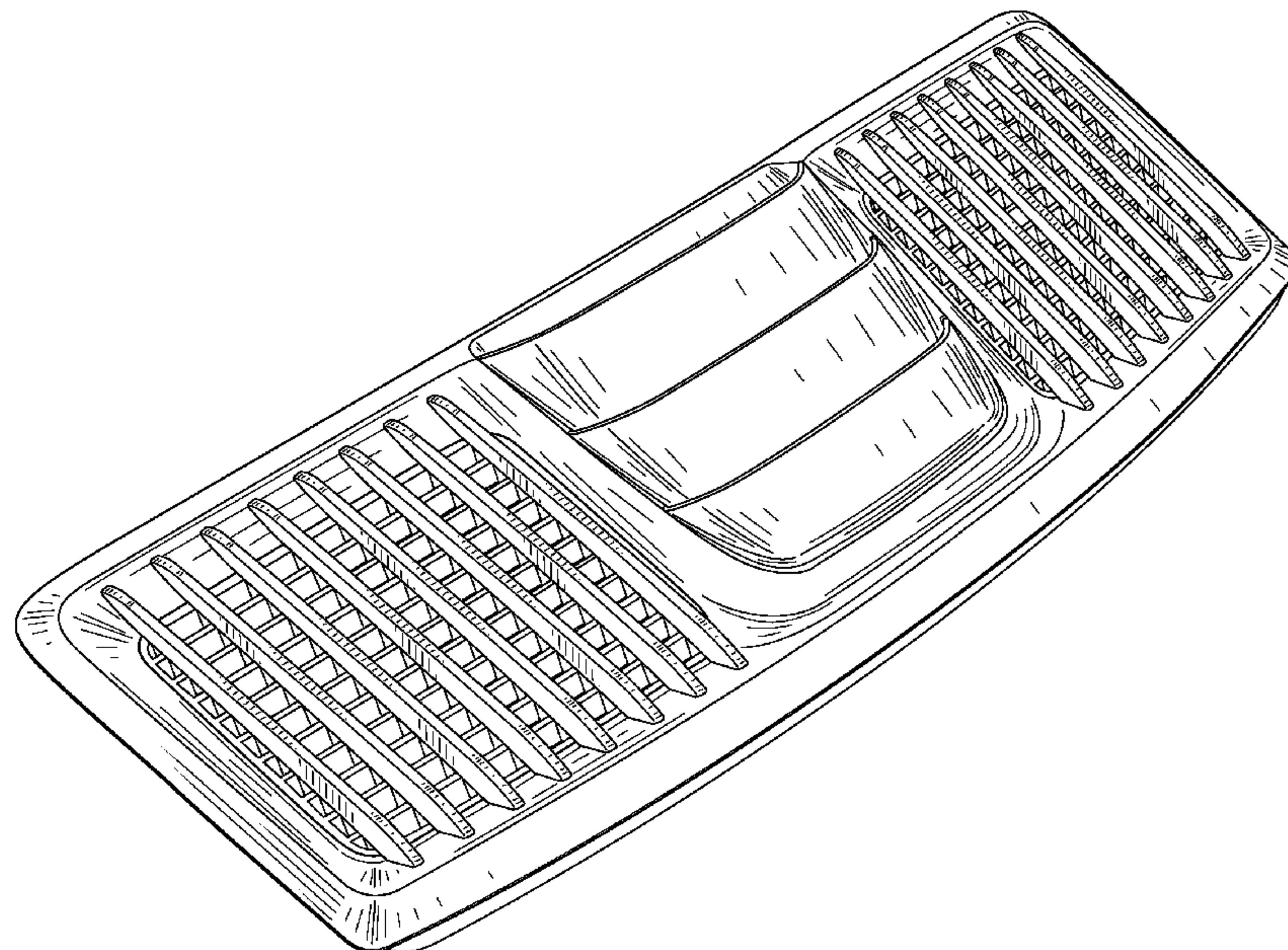
(57) **CLAIM**

The ornamental design for an air inlet grille for a motor vehicle, as shown and described.

**DESCRIPTION**

FIG. 1 is a rear and left side perspective view of an air inlet grille for a motor vehicle in accordance with my design;  
FIG. 2 is a front and left side perspective view of the air inlet grille for a motor vehicle in accordance with my design;  
FIG. 3 is a rear elevational view thereof;  
FIG. 4 is a front elevational view thereof;  
FIG. 5 is a top plan view thereof;  
FIG. 6 is a bottom plan view thereof  
FIG. 7 is a left side elevational view thereof; and,  
FIG. 8 is a right side elevational view thereof.

**1 Claim, 7 Drawing Sheets**





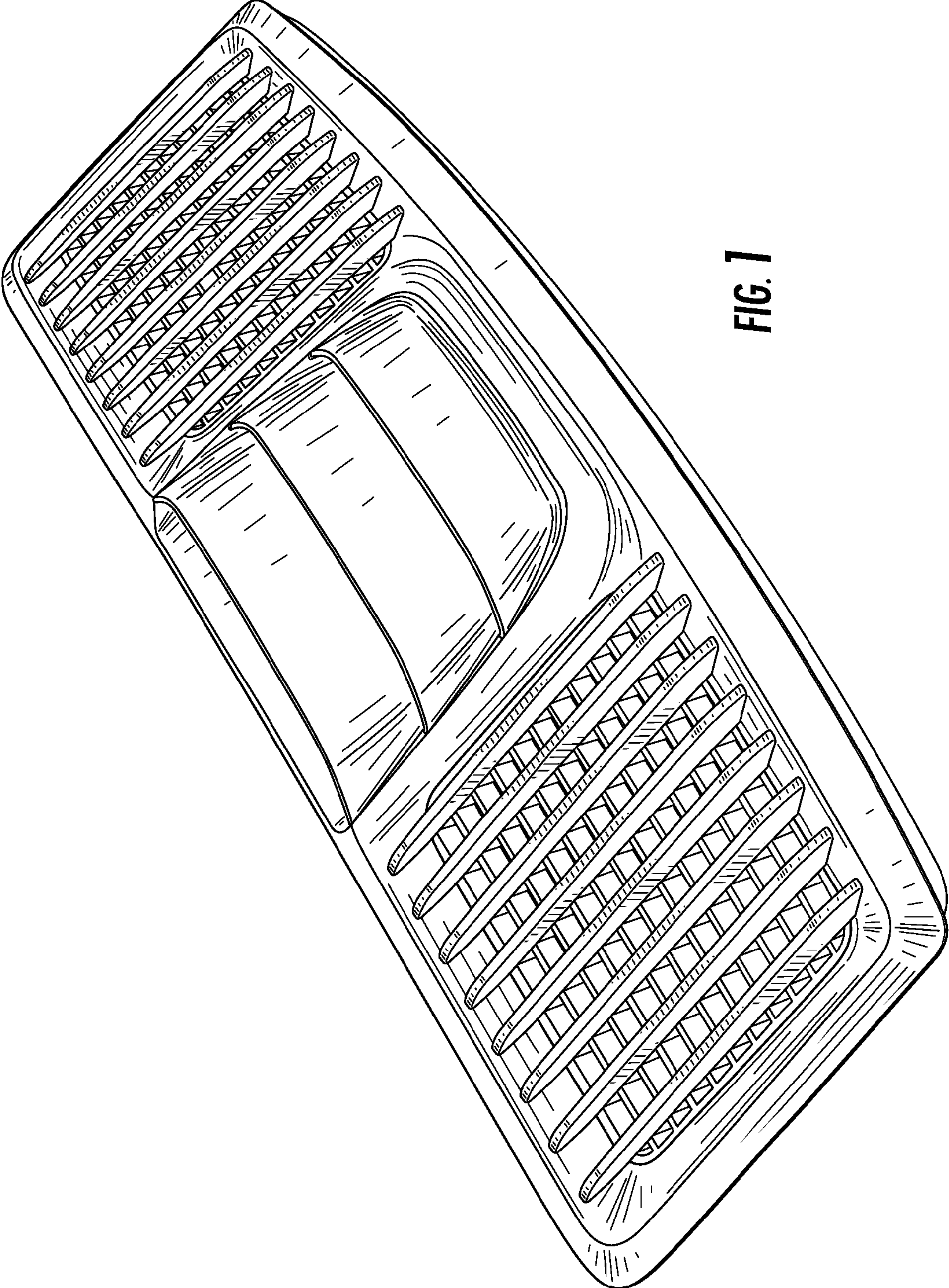


FIG. 1

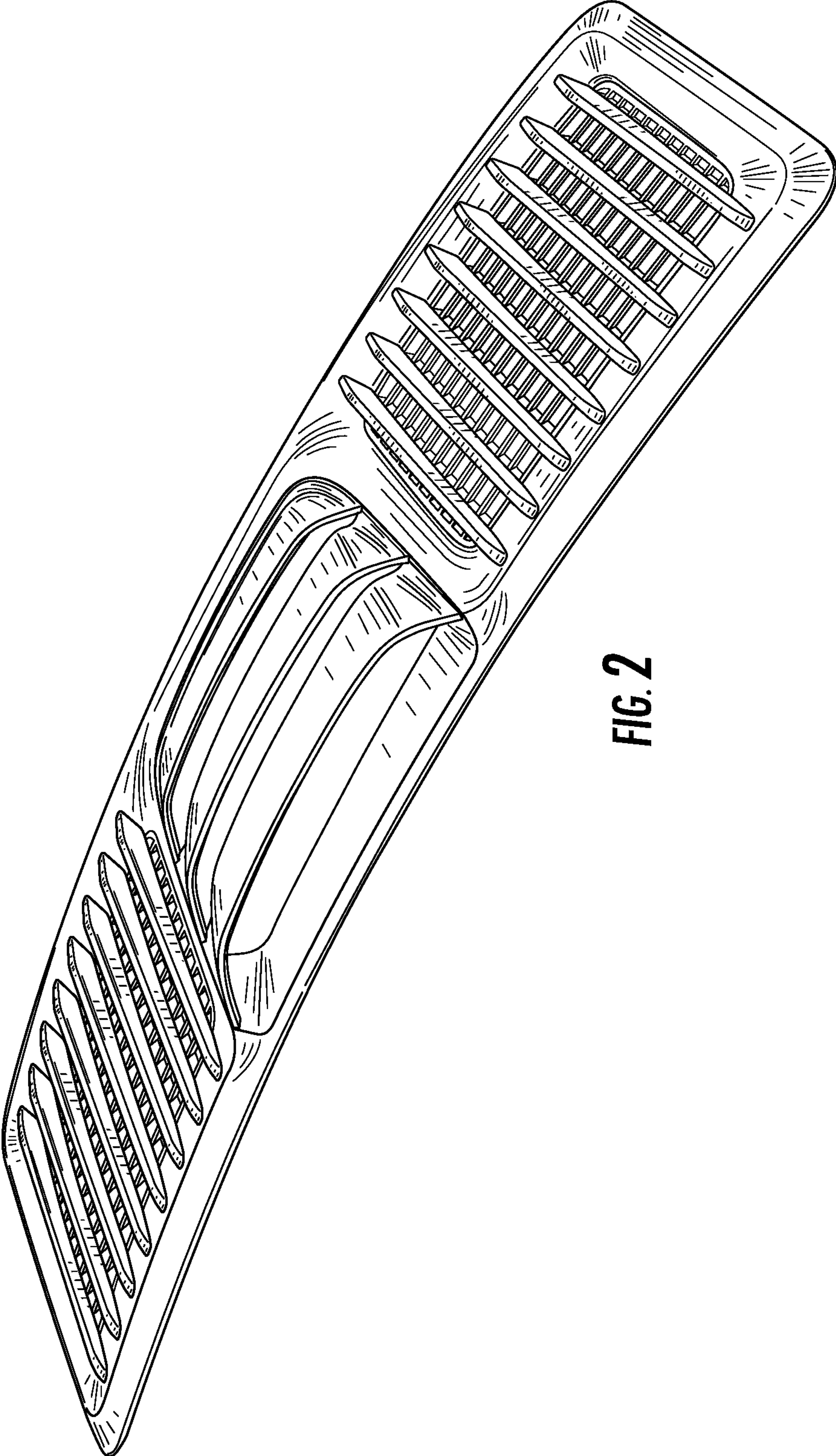


FIG. 2



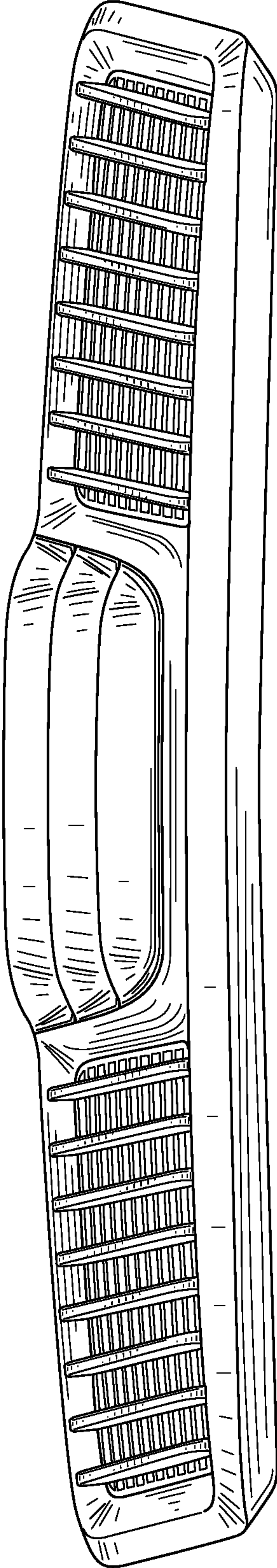


FIG. 3




FIG. 4

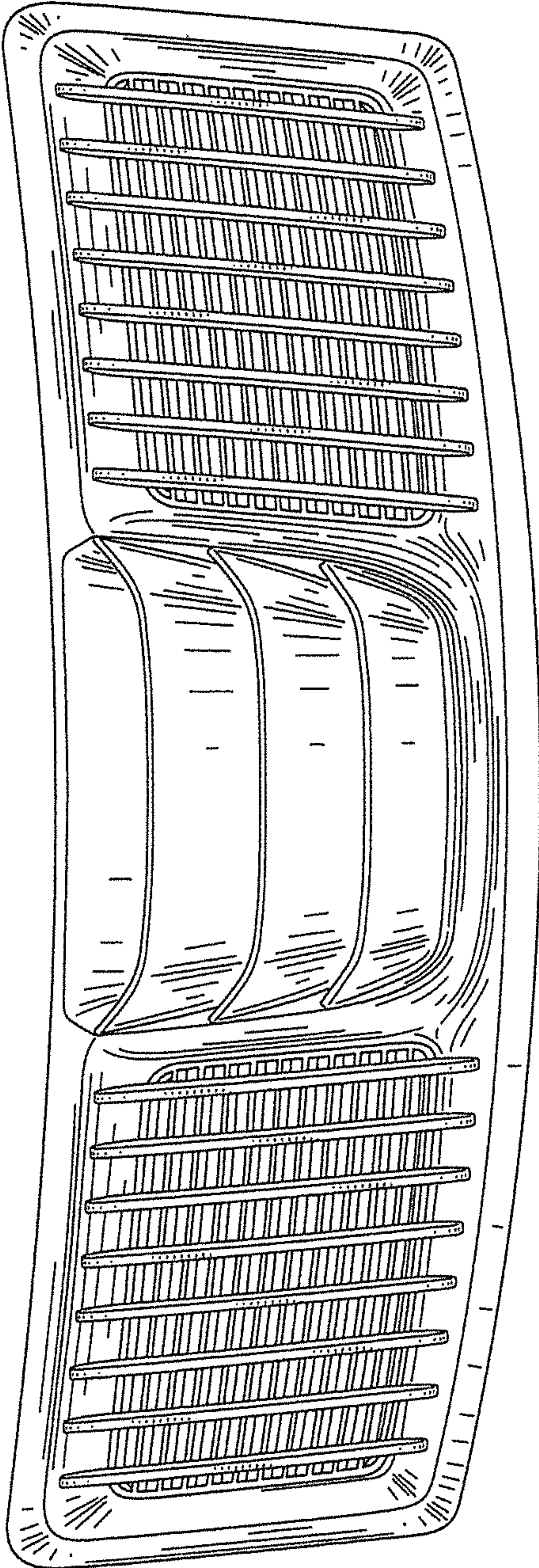


FIG. 5

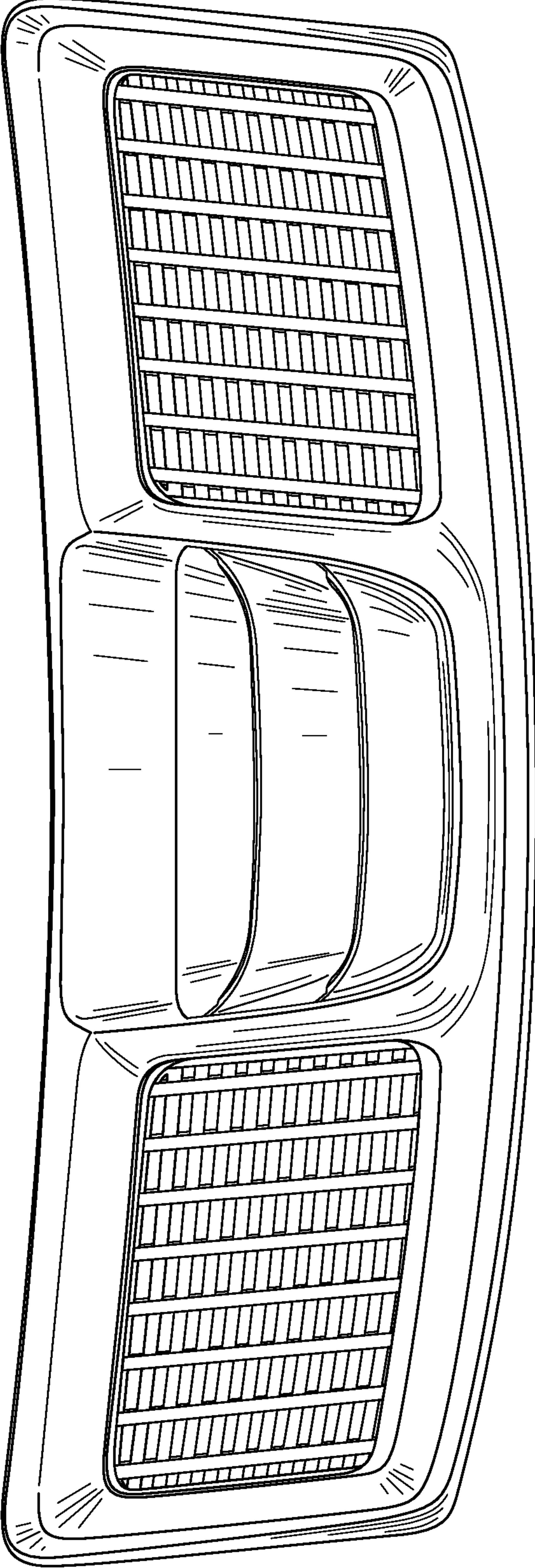


FIG. 6

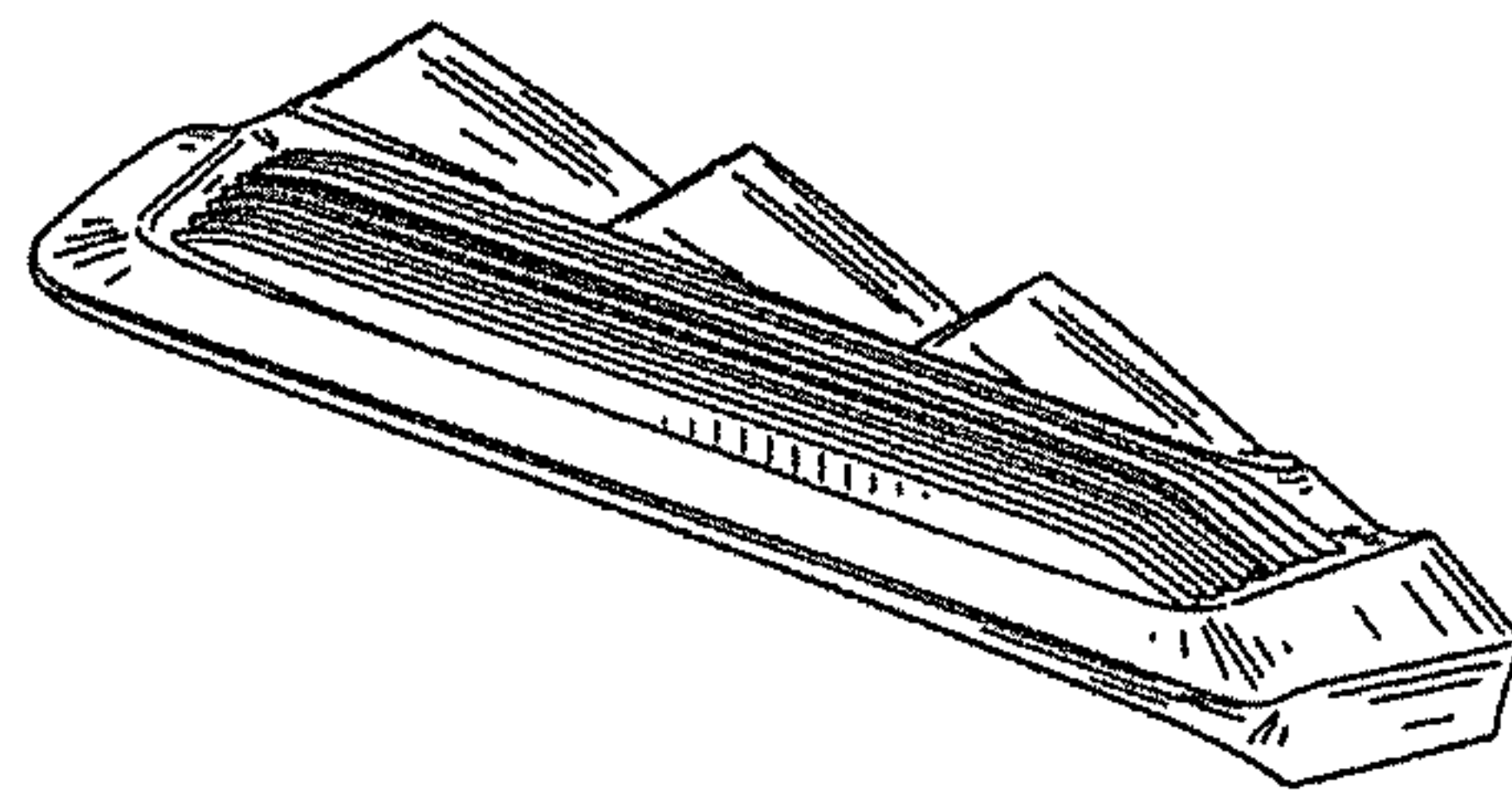


FIG. 7

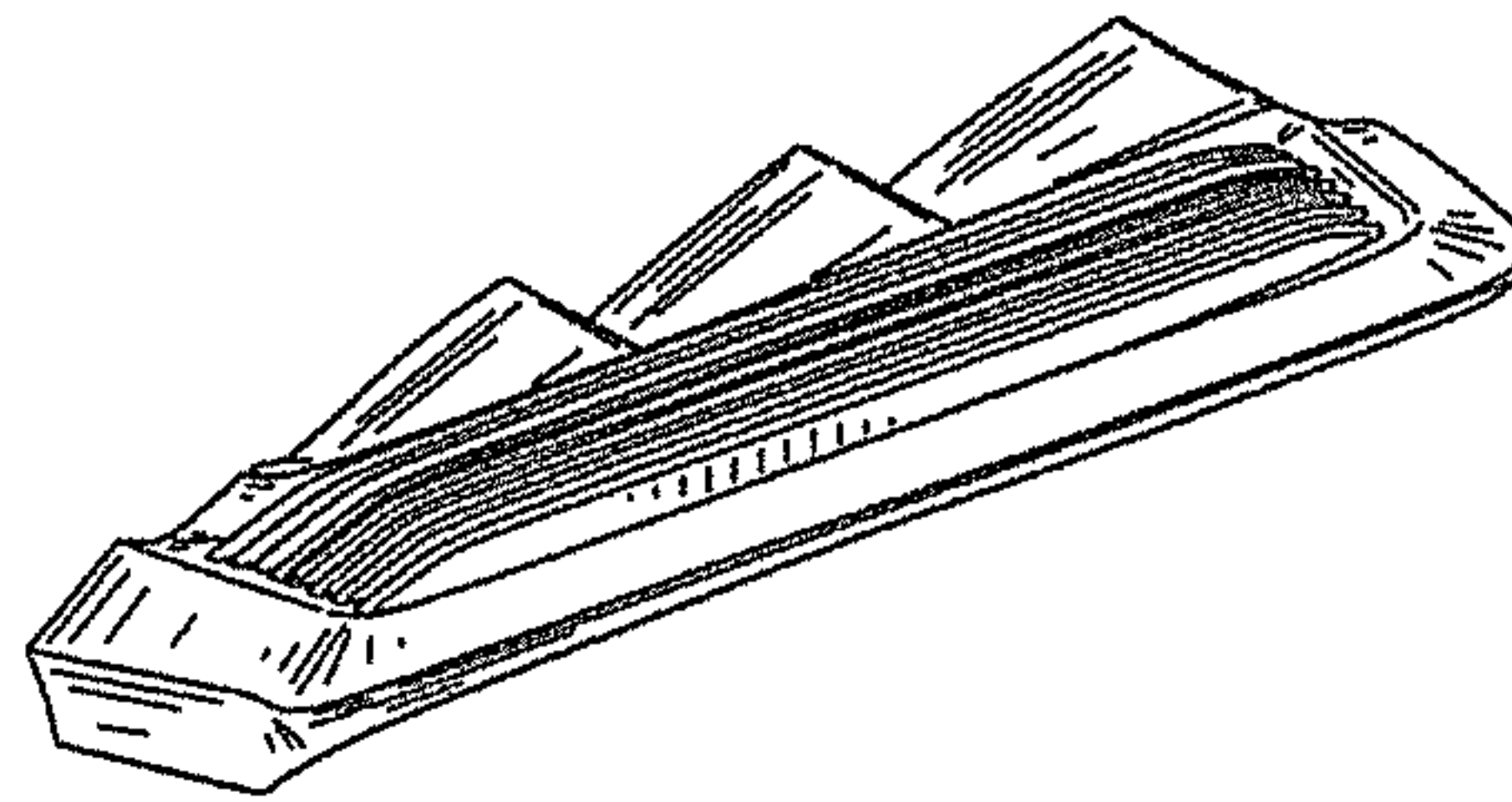


FIG. 8