



US00D746716S

(12) **United States Design Patent**
Gueit

(10) **Patent No.:** **US D746,716 S**

(45) **Date of Patent:** **** Jan. 5, 2016**

(54) **WATCH HANDS**

(71) Applicant: **ROLEX WATCH U.S.A., INC.**, New York, NY (US)

(72) Inventor: **Emmanuel Gueit**, Geneva (CH)

(73) Assignee: **ROLEX WATCH U.S.A., Inc.**, New York, NY (US)

(**) Term: **14 Years**

(21) Appl. No.: **29/486,121**

(22) Filed: **Mar. 26, 2014**

(30) **Foreign Application Priority Data**

Dec. 20, 2013 (CH) 140343

(51) **LOC (10) Cl.** **10-07**

(52) **U.S. Cl.**
USPC **D10/127**

(58) **Field of Classification Search**

USPC D10/30-39, 1-29, 122-132
CPC G04B 19/00; G04B 19/04; G04B 19/042;
G04B 19/044; G04B 19/025; G04B 19/30;
G04B 19/305; G04B 19/34

See application file for complete search history.

(56) **References Cited**

U.S. PATENT DOCUMENTS

2,213,853 A * 9/1940 Whitehead 116/332
2,955,357 A * 10/1960 Uebelhardt 33/272
3,183,659 A * 5/1965 Marius 368/220

D340,414 S * 10/1993 DeGraeve D10/39
D371,080 S * 6/1996 Gueit D10/39
D437,792 S * 2/2001 Glauser D10/39
D444,077 S * 6/2001 Blondin D10/39
D511,695 S * 11/2005 Hegi D10/39
6,965,543 B1 * 11/2005 Shum et al. 368/47
7,031,226 B2 * 4/2006 Farine 368/10
D539,175 S * 3/2007 Bolt et al. D10/39
D583,683 S * 12/2008 Tripet D10/33
D628,930 S * 12/2010 Gruosi D10/125
D650,297 S * 12/2011 Duport et al. D10/39
D692,778 S * 11/2013 Duport et al. D10/39
D693,244 S * 11/2013 Duport et al. D10/39
D697,435 S * 1/2014 Duport et al. D10/39
2006/0028921 A1 * 2/2006 Wang et al. 368/238
2012/0067271 A1 * 3/2012 Courvoisier et al. 116/300

* cited by examiner

Primary Examiner — Martie K Holtje

(74) *Attorney, Agent, or Firm* — Sughrue Mion, PLLC

(57) **CLAIM**

The ornamental design for watch hands, as shown and described.

DESCRIPTION

FIG. 1 is a perspective view of watch hands according to my new design;

FIG. 2 is a front view thereof;

FIG. 3 is a rear view thereof;


FIG. 4 is a first side view thereof;

FIG. 5 is a second side view thereof;

FIG. 6 is a first end view thereof; and,

FIG. 7 is a second end view thereof.

1 Claim, 6 Drawing Sheets






FIG. 1

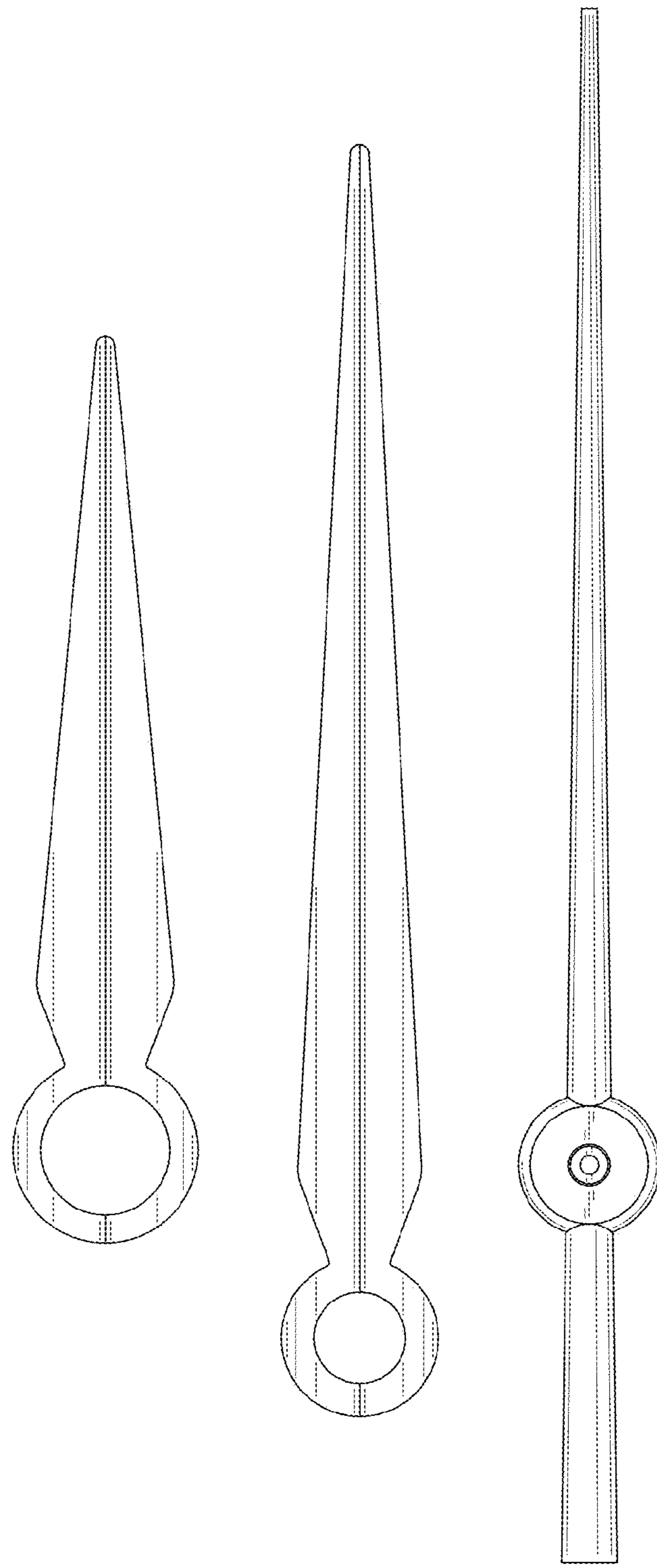


FIG. 2

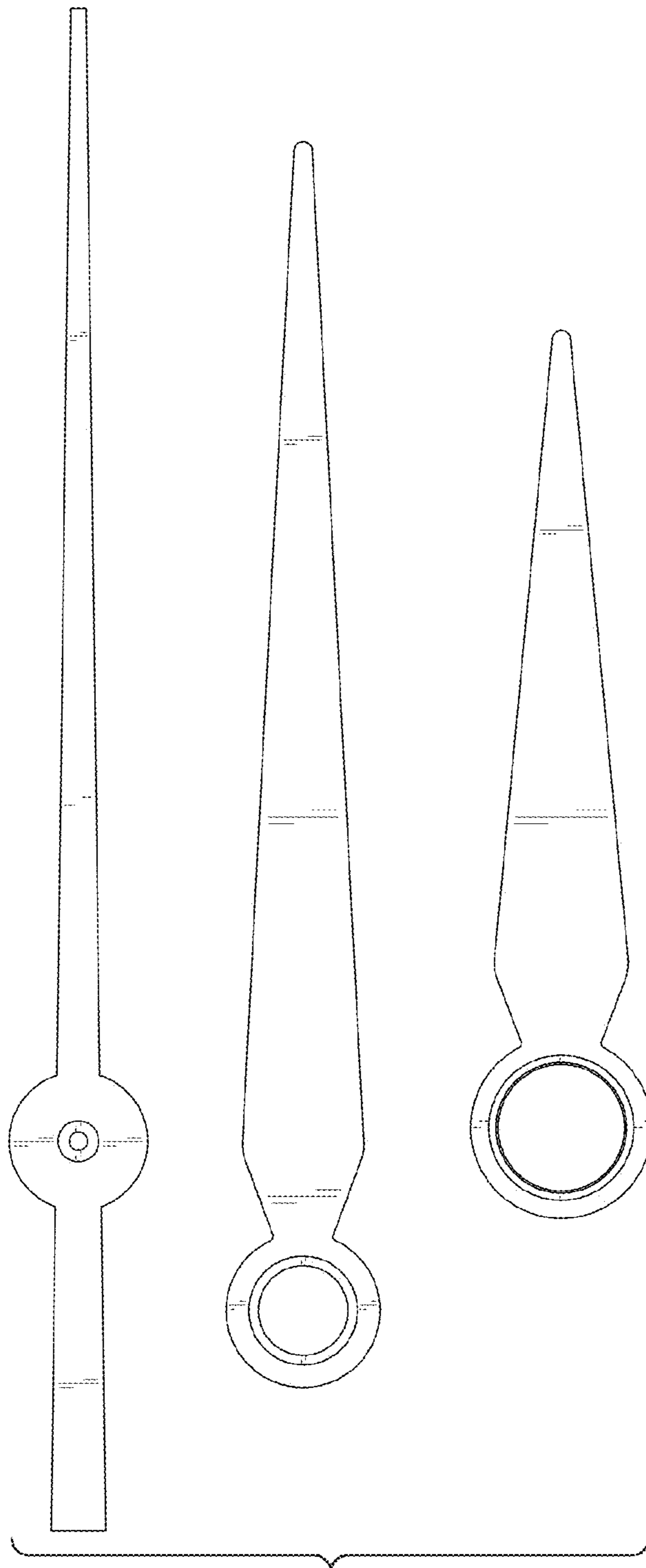


FIG. 3

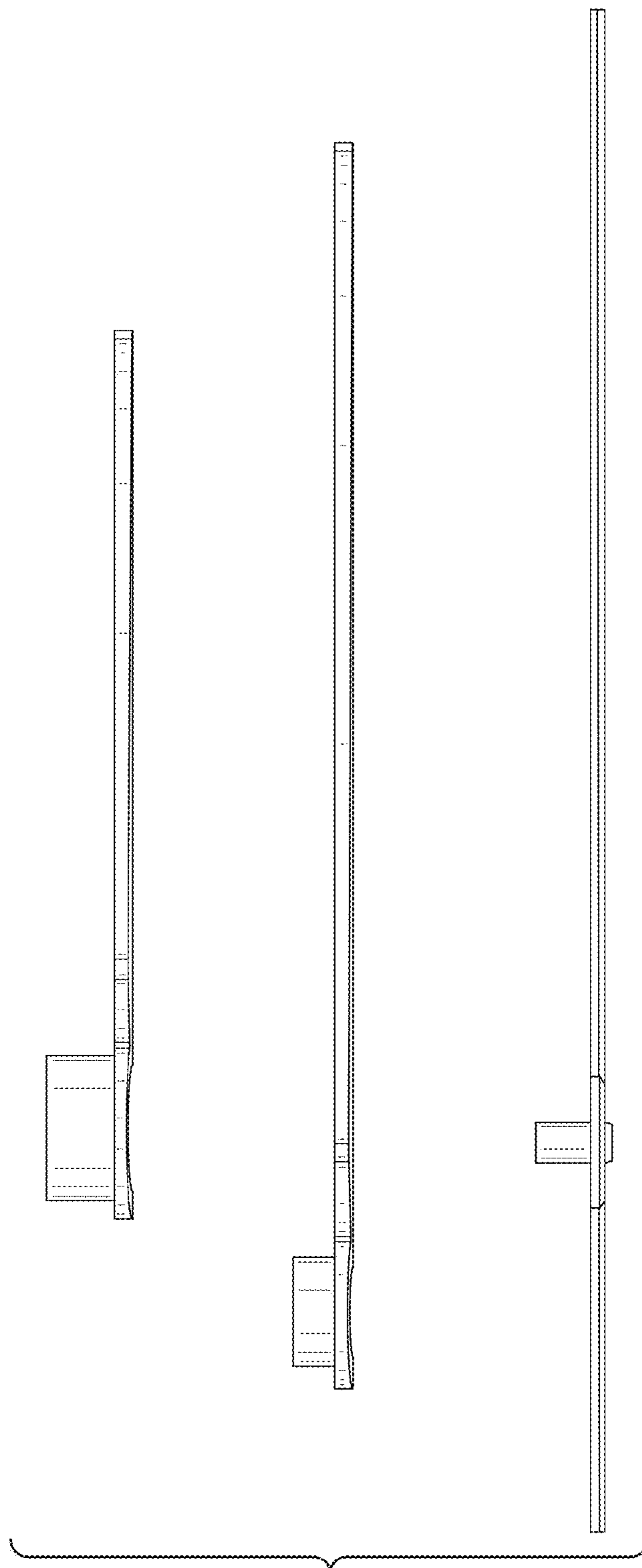


FIG. 4

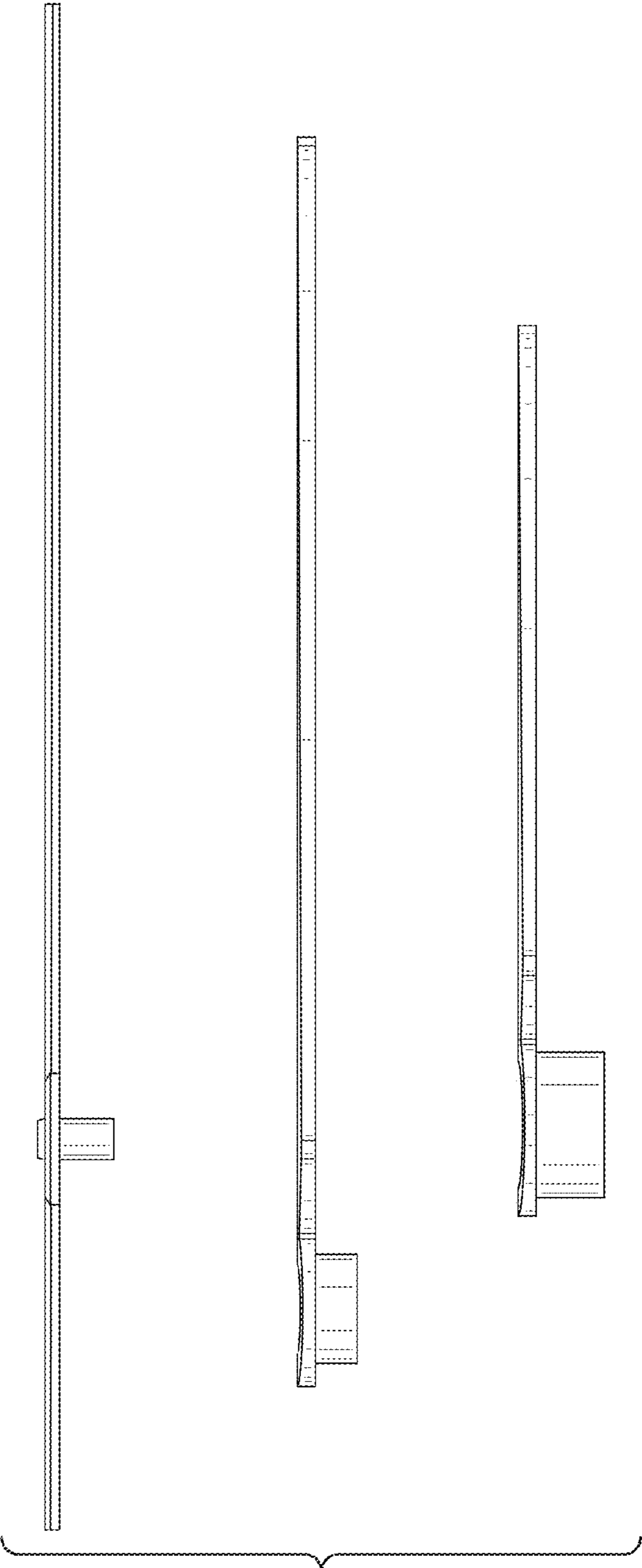


FIG. 5

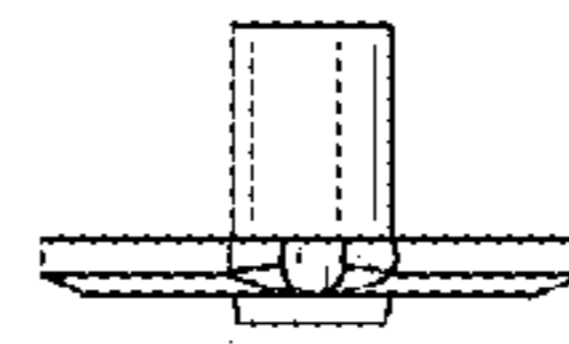
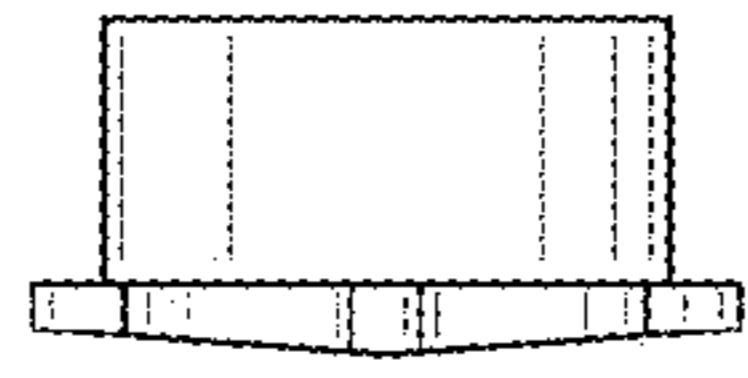


FIG. 6

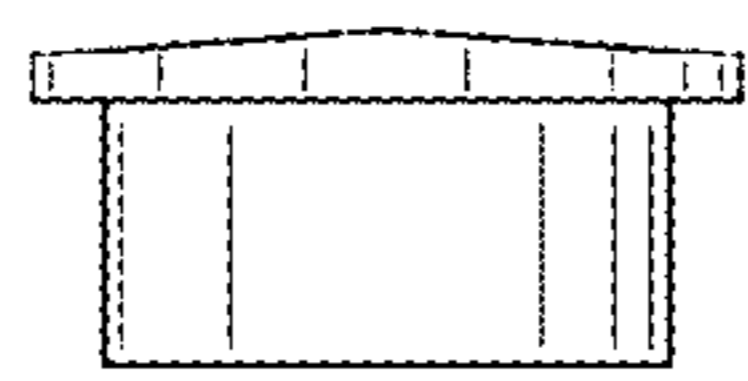
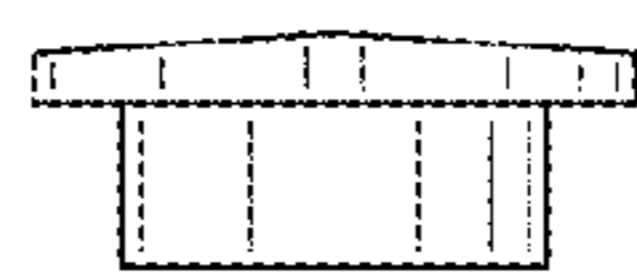
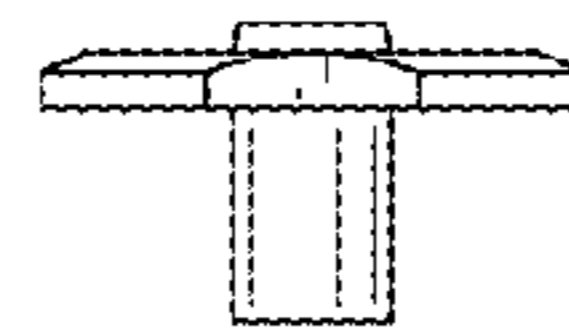


FIG. 7