



US00D746713S

(12) **United States Design Patent**  
**Cerrato**

(10) **Patent No.:** **US D746,713 S**  
(45) **Date of Patent:** **\*\* Jan. 5, 2016**

(54) **WATCH DIAL**  
(71) Applicant: **TUDOR WATCH U.S.A., LLC**, New York, NY (US)  
(72) Inventor: **Davide Cerrato**, Geneva (CH)  
(73) Assignee: **TUDOR WATCH U.S.A., LLC**, New York, NY (US)  
(\*\*) Term: **14 Years**  
(21) Appl. No.: **29/489,446**  
(22) Filed: **Apr. 30, 2014**

3,786,627 A \* 1/1974 Takagi ..... G04B 19/12  
368/232  
3,793,824 A \* 2/1974 Simon-Vermot .... G04D 3/0092  
368/232  
4,583,866 A \* 4/1986 Kasai ..... G04B 19/12  
368/232  
4,711,586 A \* 12/1987 Kizawa ..... G04B 19/06  
368/228  
D443,219 S \* 6/2001 Iwanaga ..... D10/126  
6,295,251 B1 \* 9/2001 Sakai ..... G04B 19/10  
368/232  
D472,837 S \* 4/2003 Moritz ..... D10/128  
D502,885 S \* 3/2005 Nataf ..... D10/125  
D510,538 S \* 10/2005 Baden ..... D10/126  
D531,536 S \* 11/2006 Lovegrove ..... D10/126  
2011/0063953 A1 \* 3/2011 Hasegawa ..... G04C 3/146  
368/80

(30) **Foreign Application Priority Data**  
Nov. 1, 2013 (CH) ..... 140195  
(51) **LOC (10) Cl.** ..... **10-07**  
(52) **U.S. Cl.**  
USPC ..... **D10/126**  
(58) **Field of Classification Search**  
USPC ..... D10/30-39, 1-29, 122-132  
CPC ..... G04B 19/00; G04B 19/06; G04B 19/08;  
G04B 19/10; G04B 19/103; G04B 19/106;  
G04B 19/12; G04B 19/24; G04B 19/30;  
G04D 3/0092  
See application file for complete search history.

\* cited by examiner

*Primary Examiner* — Martie K Holtje  
(74) *Attorney, Agent, or Firm* — Sughrue Mion, PLLC

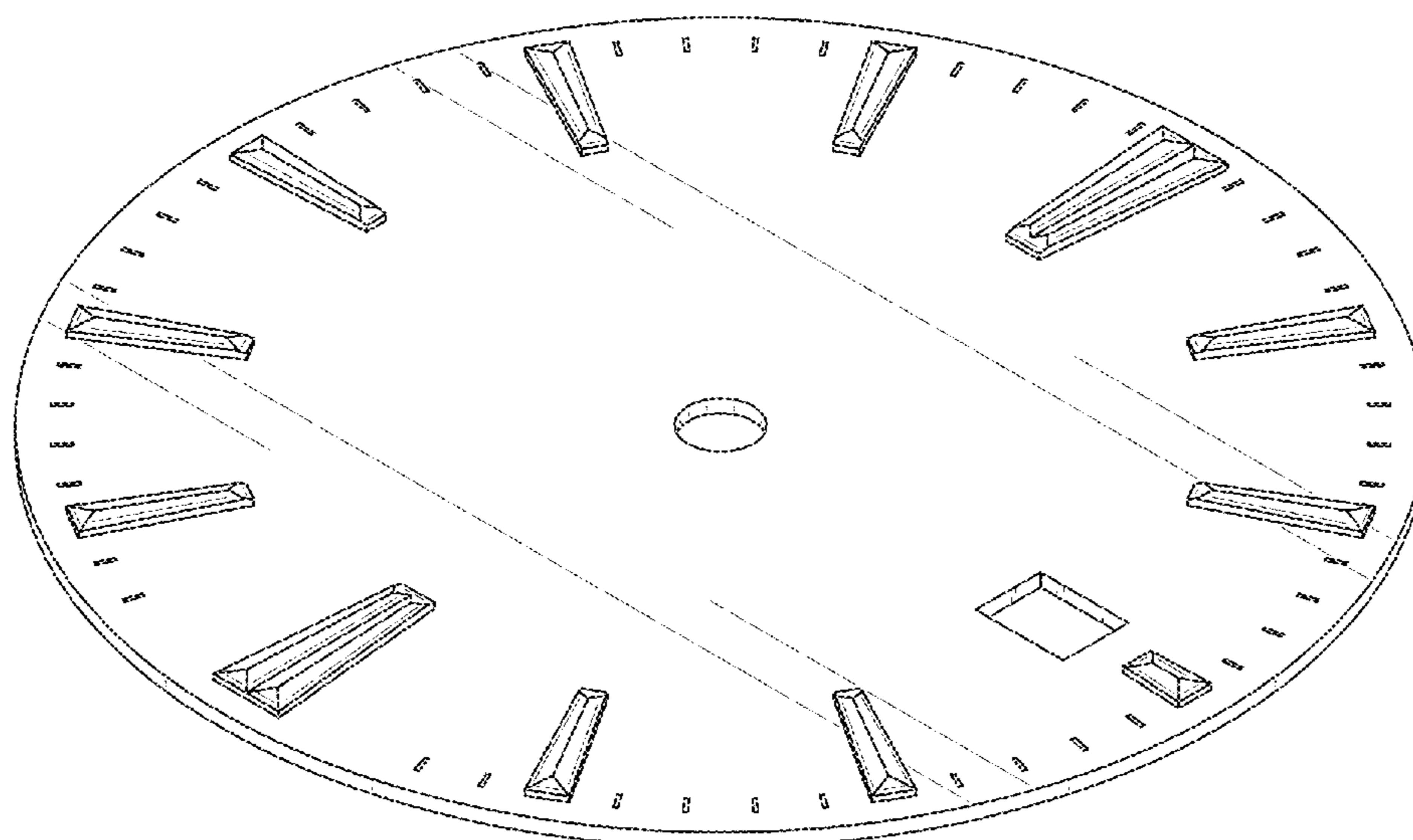
(56) **References Cited**  
**U.S. PATENT DOCUMENTS**  
D129,370 S \* 9/1941 Dupertuis ..... D10/1  
3,146,578 A \* 9/1964 Etienne ..... G04B 19/10  
116/334

(57) **CLAIM**  
The ornamental design for a watch dial, as shown and described.

**DESCRIPTION**

FIG. 1 is a front perspective view of the watch dial according to my new design;  
FIG. 2 is a front view thereof;  
FIG. 3 is a rear view thereof;  
FIG. 4 is a first side view thereof;  
FIG. 5 is a second side view thereof;  
FIG. 6 is a first end view thereof; and,  
FIG. 7 is a second end view thereof.

**1 Claim, 5 Drawing Sheets**



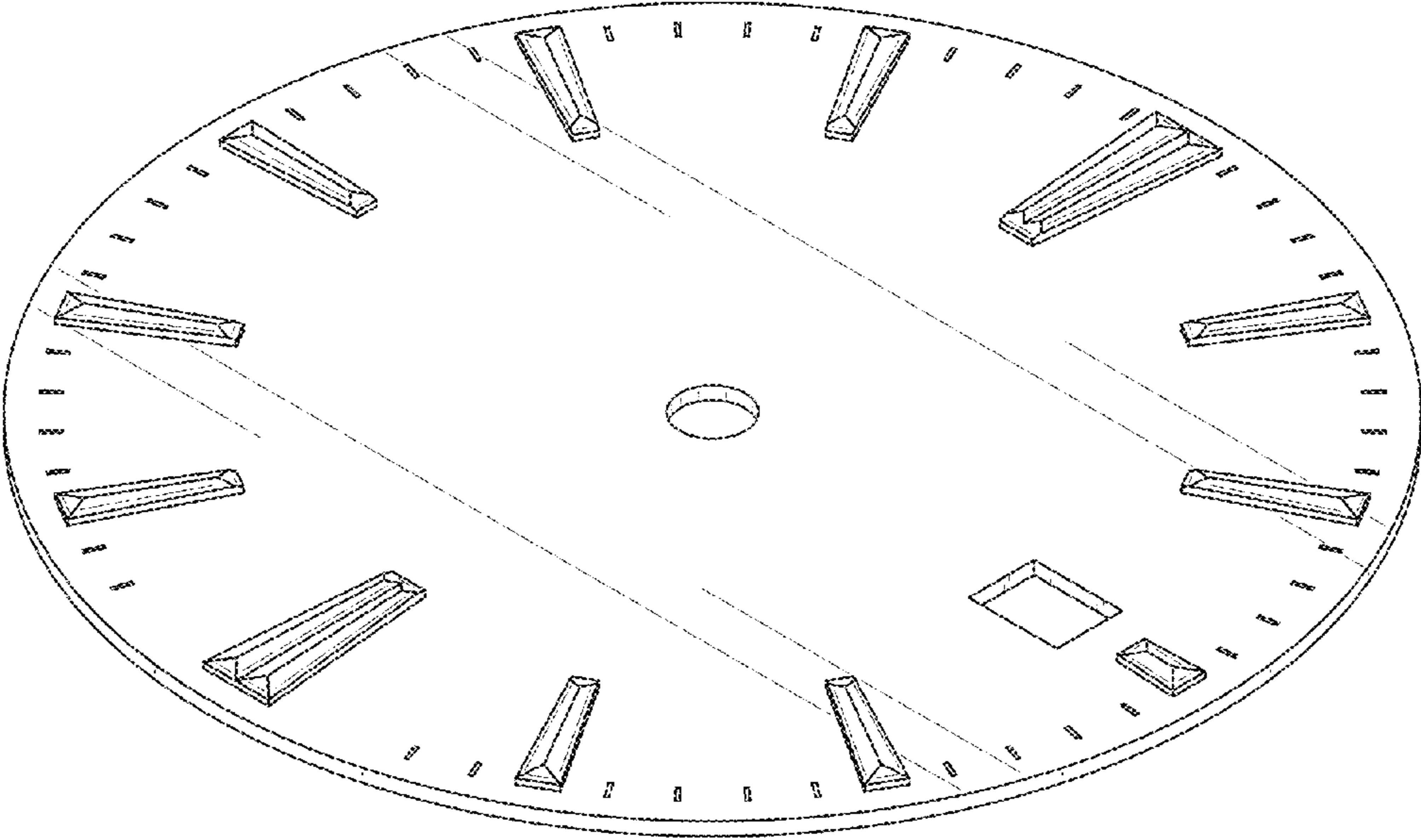


FIG. 1

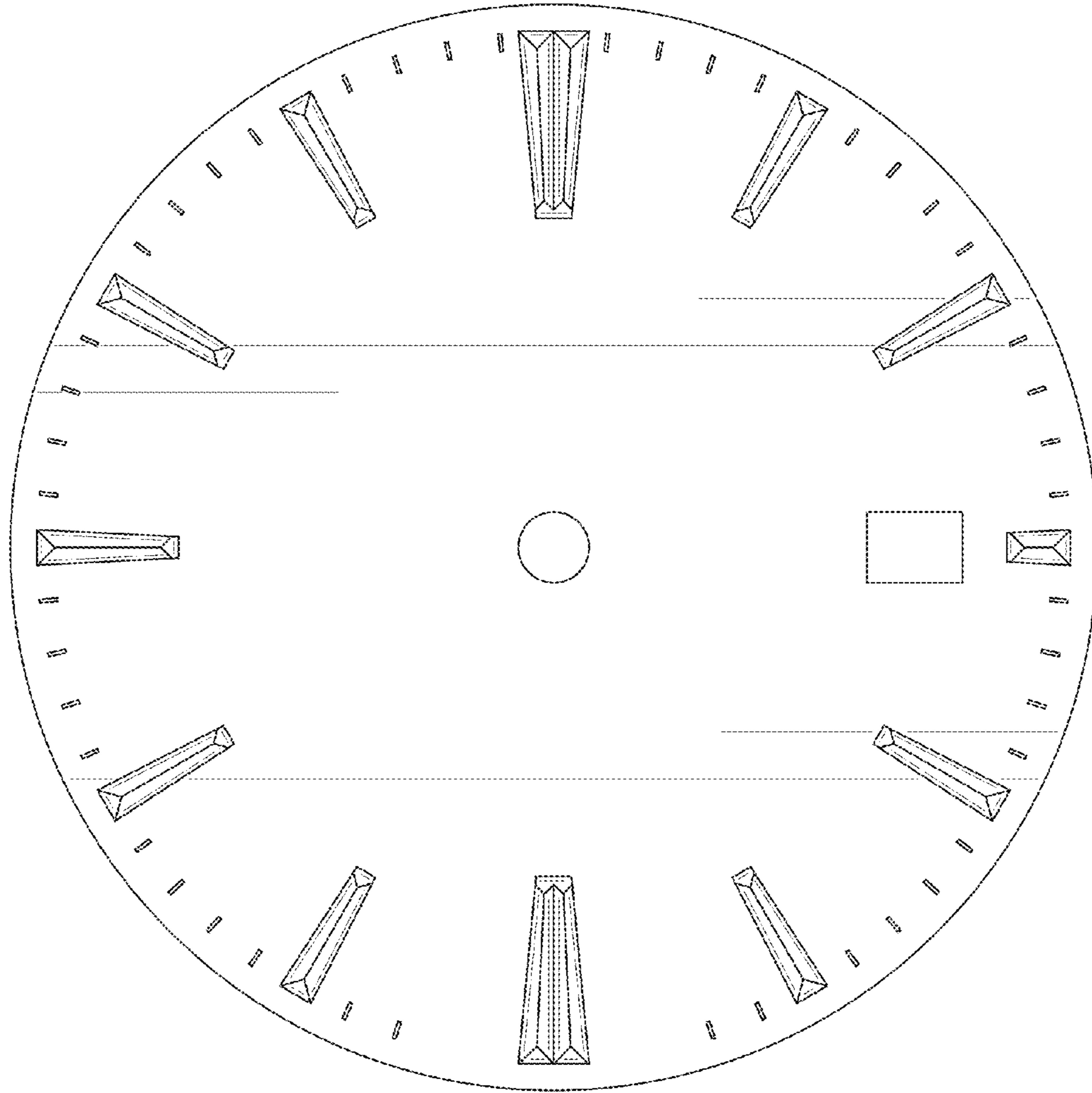


FIG. 2

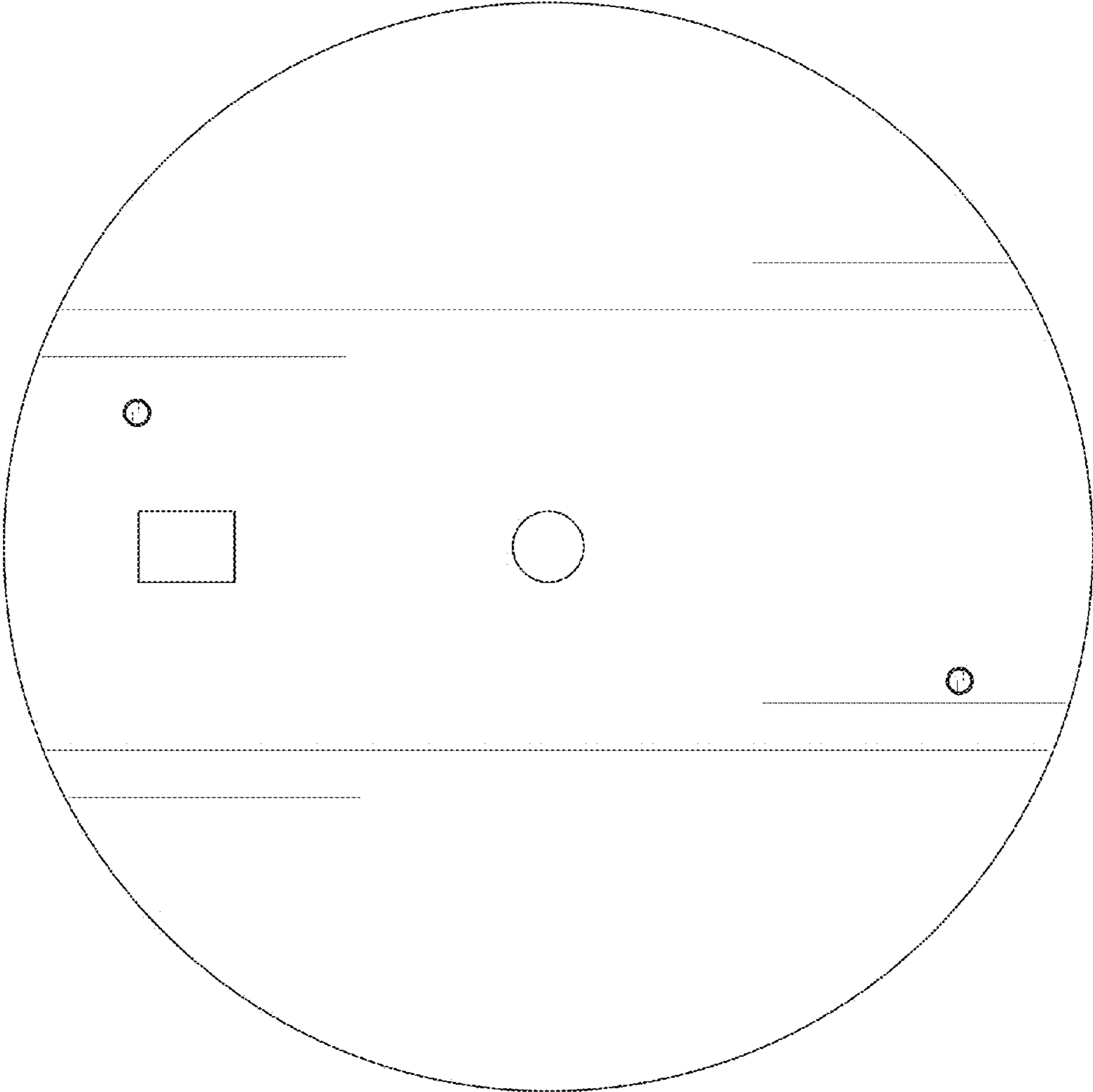


FIG. 3

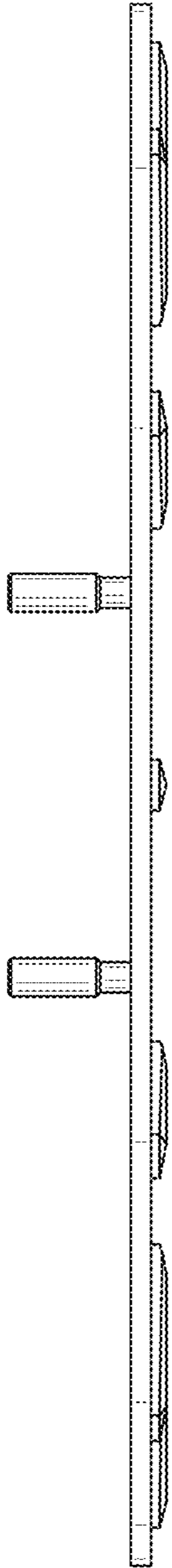


FIG. 4

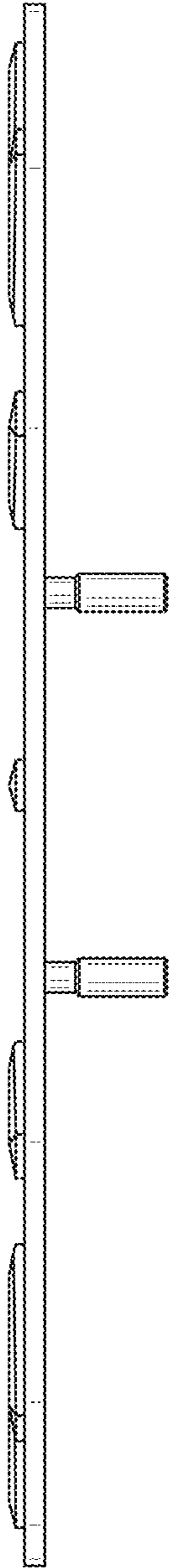


FIG. 5

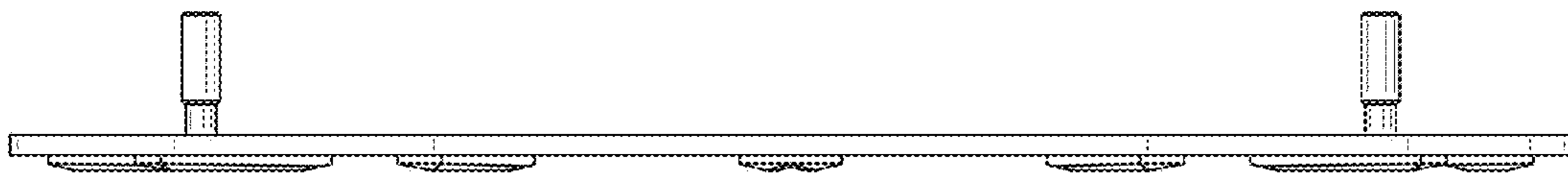


FIG. 6

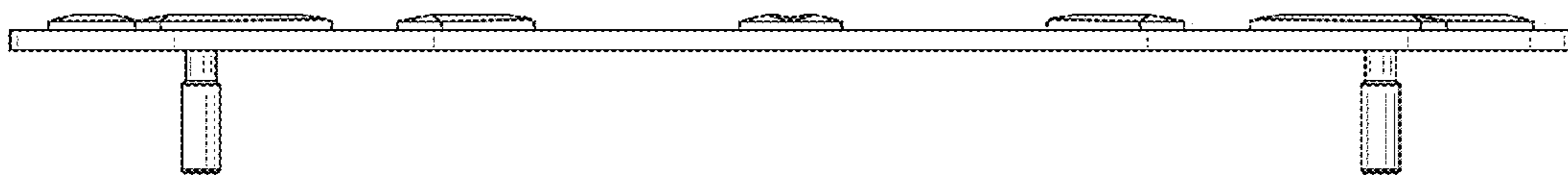


FIG. 7