



US00D746712S

(12) **United States Design Patent**
Cerrato

(10) **Patent No.:** **US D746,712 S**
(45) **Date of Patent:** **** Jan. 5, 2016**

(54) **WATCH DIAL**
(71) Applicant: **TUDOR WATCH U.S.A., LLC**, New York, NY (US)
(72) Inventor: **Davide Cerrato**, Geneva (CH)
(73) Assignee: **TUDOR WATCH U.S.A., LLC**, New York, NY (US)
(**) Term: **14 Years**
(21) Appl. No.: **29/489,448**
(22) Filed: **Apr. 30, 2014**

368/232
4,711,586 A * 12/1987 Kizawa G04B 19/06
368/228
D375,277 S * 11/1996 Dumas D10/126
D443,219 S * 6/2001 Iwanaga D10/126
6,295,251 B1 * 9/2001 Sakai G04B 19/10
368/232
D472,837 S * 4/2003 Moritz D10/128
D502,885 S * 3/2005 Nataf D10/125
D510,538 S * 10/2005 Baden D10/126
D513,710 S * 1/2006 Nataf D10/126
D531,536 S * 11/2006 Lovegrove D10/126
D555,516 S * 11/2007 Sugiura D10/31
D598,304 S * 8/2009 Belamich D10/39
D656,045 S * 3/2012 Calce D10/39
D684,486 S * 6/2013 Messmer D10/39
2011/0063953 A1 * 3/2011 Hasegawa G04C 3/146
368/80

(30) **Foreign Application Priority Data**
Nov. 1, 2013 (CH) 140195
(51) **LOC (10) Cl.** **10-07**
(52) **U.S. Cl.**
USPC **D10/124; D10/126; D10/127**
(58) **Field of Classification Search**
USPC D10/30-39, 1-29, 122-132
CPC G04B 19/00; G04B 19/04; G04B 19/042;
G04B 19/044; G04B 19/06; G04B 19/08;
G04B 19/10; G04B 19/103; G04B 19/106;
G04B 19/12; G04B 19/24; G04B 19/30;
G04B 19/305
See application file for complete search history.

* cited by examiner

Primary Examiner — Martie K Holtje
(74) *Attorney, Agent, or Firm* — Sughrue Mion, PLLC

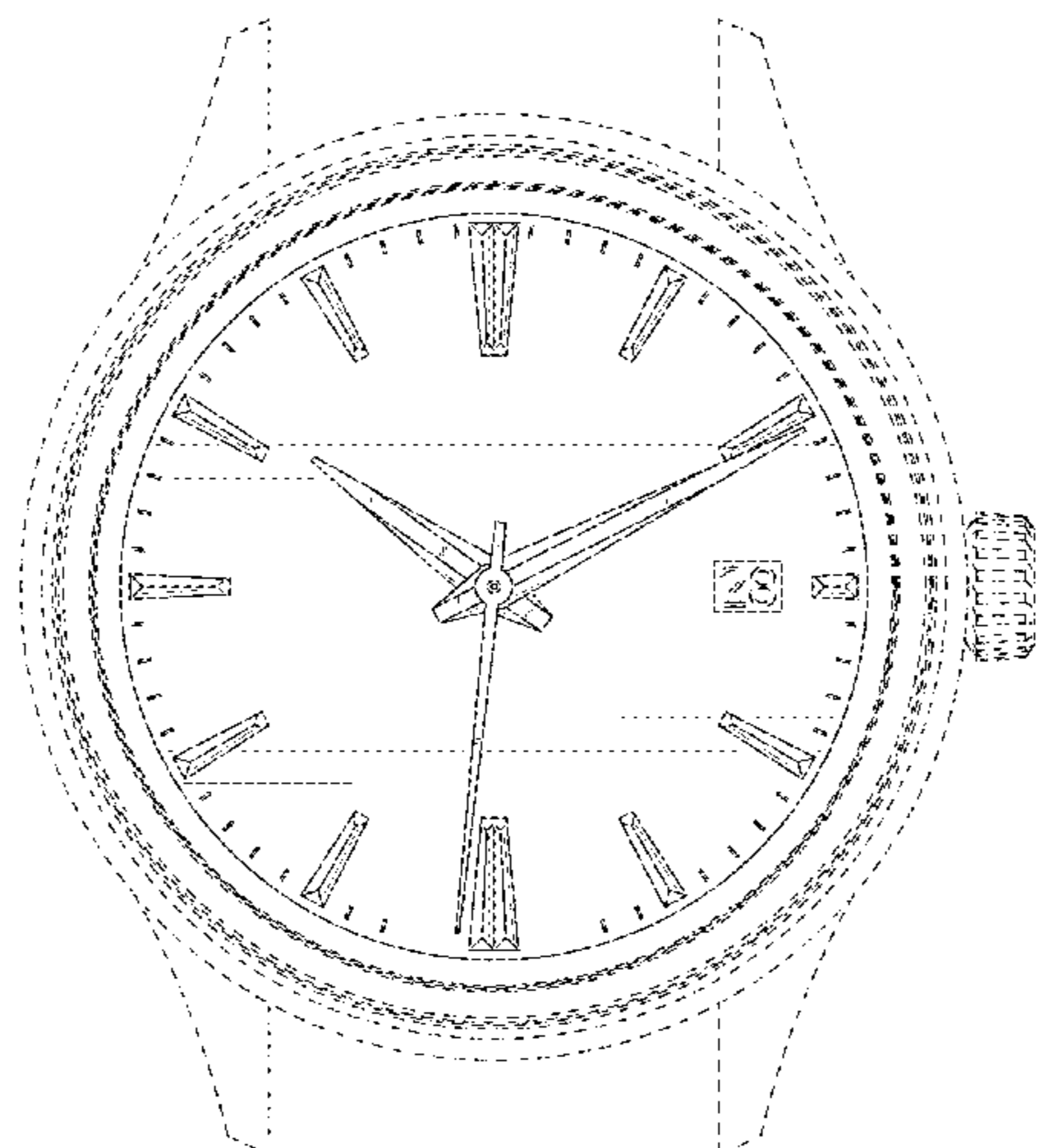
(56) **References Cited**
U.S. PATENT DOCUMENTS
D129,370 S * 9/1941 Dupertuis D10/1
3,146,578 A * 9/1964 Etienne G04B 19/10
116/334
3,184,912 A * 5/1965 Freeburg G04B 19/04
116/330
4,583,866 A * 4/1986 Kasai G04B 19/12

(57) **CLAIM**
The ornamental design for a watch dial, as shown and described.

DESCRIPTION

FIG. 1 is a perspective view of a watch dial according to my new design;
FIG. 2 is a front view thereof;
FIG. 3 is a rear view thereof;
FIG. 4 is first side view thereof;
FIG. 5 is a second side view thereof;
FIG. 6 is a first end view thereof; and,
FIG. 7 is a second end view thereof.
The watch case structure depicted by broken lines in the drawings has been shown for the purpose of illustrating environment that forms no part of the claimed design.

1 Claim, 5 Drawing Sheets



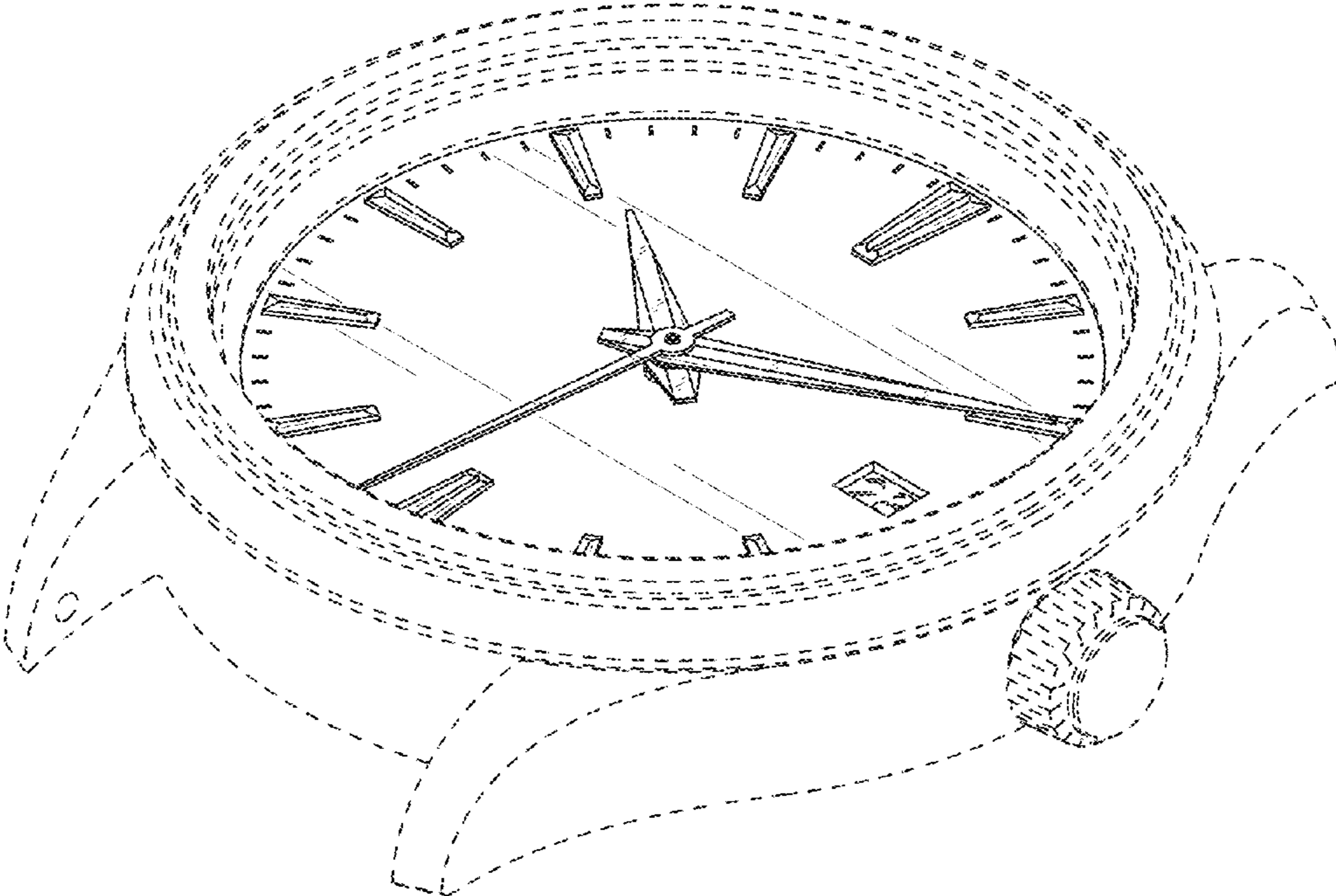


FIG. 1

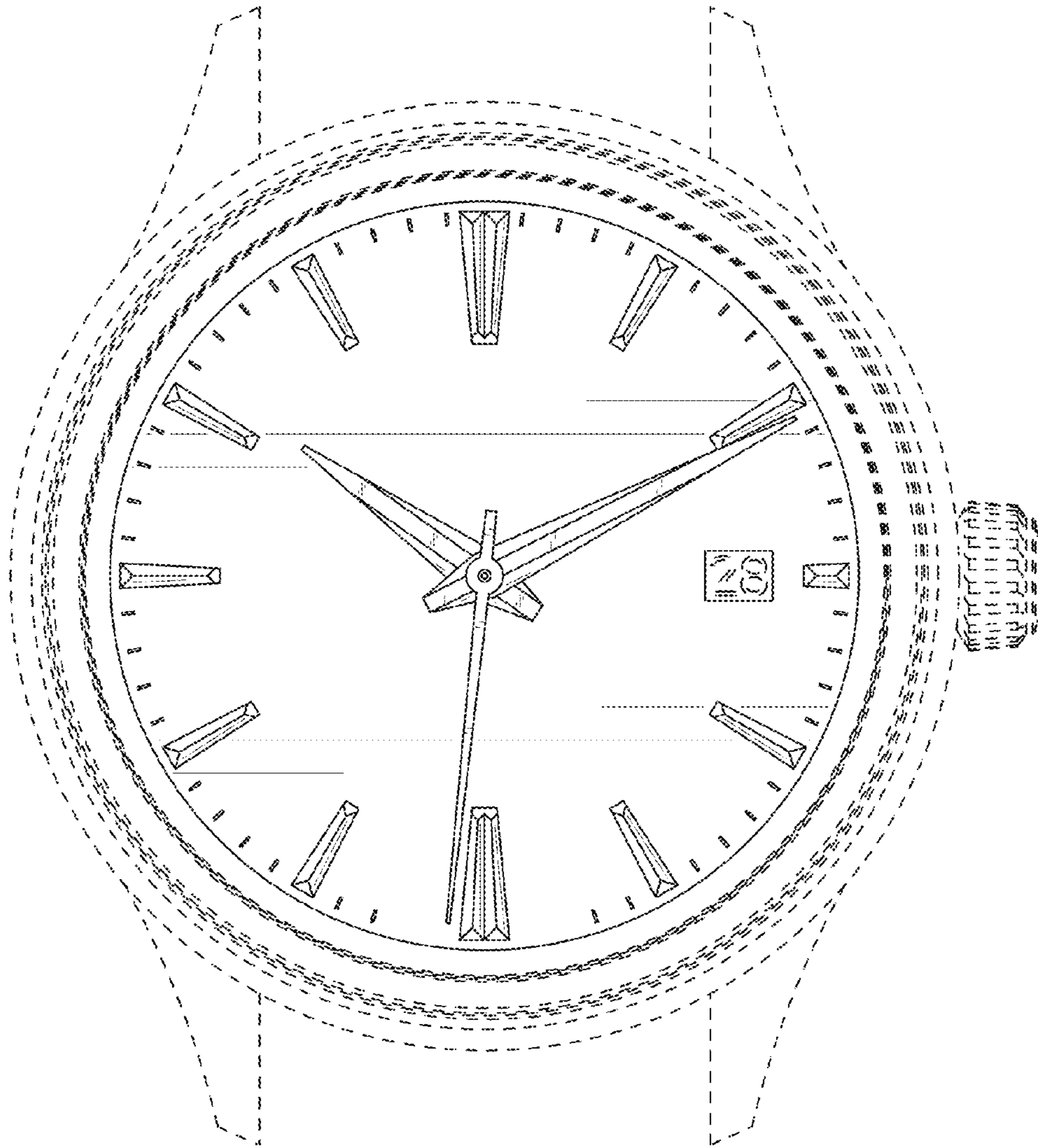


FIG. 2

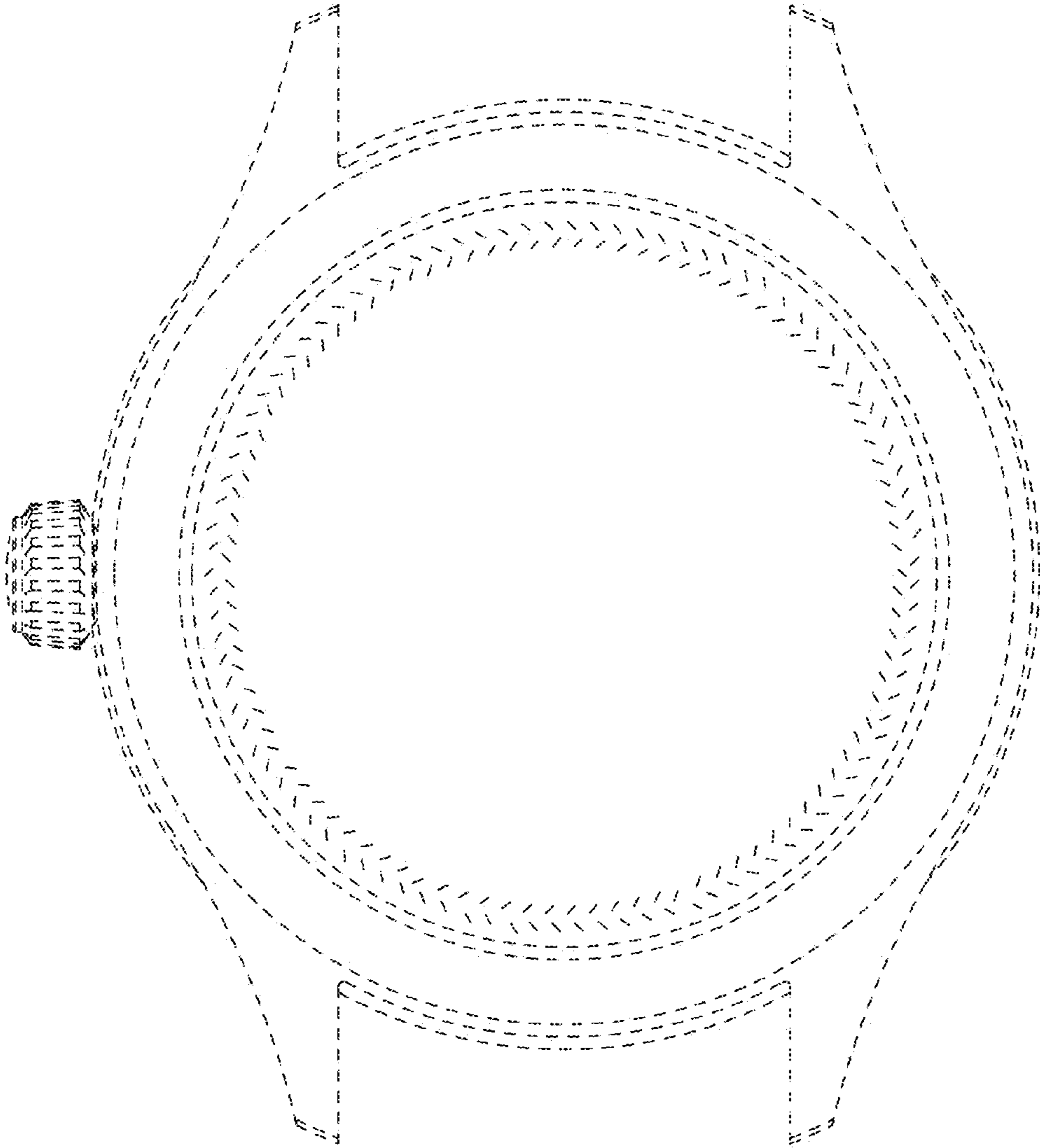


FIG. 3

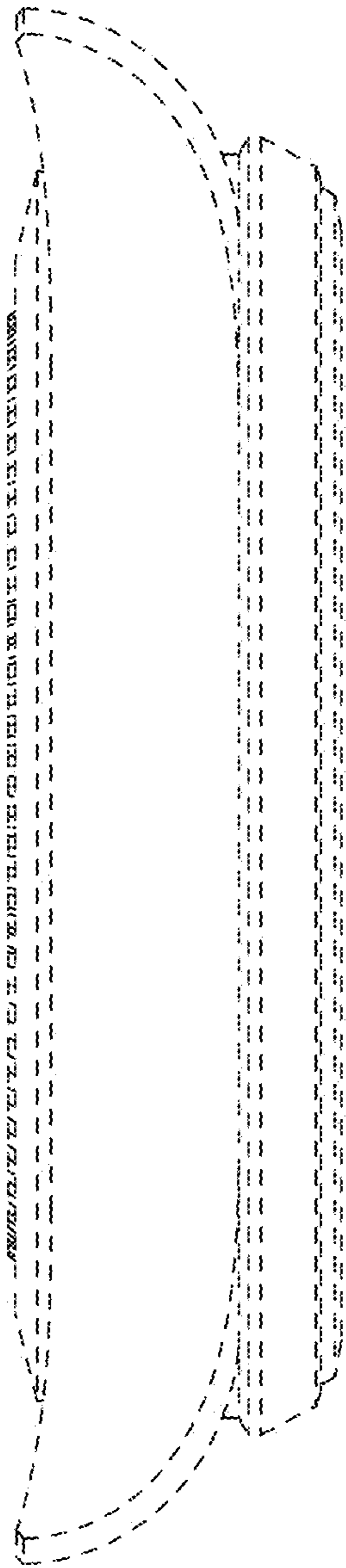


FIG. 4




FIG. 5




FIG. 6




FIG. 7