



US00D746699S

(12) **United States Design Patent**
Fath

(10) **Patent No.:** **US D746,699 S**

(45) **Date of Patent:** **** Jan. 5, 2016**

(54) **DISPLAY PACKAGE**

3,033,357 A * 5/1962 Vogel 206/574
3,206,098 A * 9/1965 Stenger et al. 229/194
D218,212 S * 7/1970 Pfrommer D28/83

(71) Applicant: **Altria Client Services Inc.**, Richmond,
VA (US)

(Continued)

(72) Inventor: **Scott A. Fath**, Richmond, VA (US)

FOREIGN PATENT DOCUMENTS

(73) Assignee: **Altria Client Services LLC**, Richmond,
VA (US)

RU 46078 S 9/1999
RU 63280 S 7/2007

(**) Term: **14 Years**

OTHER PUBLICATIONS

(21) Appl. No.: **29/489,278**

Office Action for Canadian Application No. 153050 dated Oct. 1,
2014.

(22) Filed: **Apr. 29, 2014**

(Continued)

Related U.S. Application Data

Primary Examiner — Derrick Holland

Assistant Examiner — Lauren Calve

(62) Division of application No. 29/450,130, filed on Mar.
15, 2013, now Pat. No. Des. 710,713.

(74) *Attorney, Agent, or Firm* — Harness, Dickey & Pierce,
P.L.C.

(51) **LOC (10) Cl.** **09-03**

(57) **CLAIM**

The ornamental design for a display package, as shown and
described.

(52) **U.S. Cl.**

USPC **D9/721**

DESCRIPTION

(58) **Field of Classification Search**

USPC D9/414, 418, 430, 432, 433, 715, 721;
D3/302, 901; D28/73, 76, 77, 83, 85,
D28/86; 229/93, 100, 120.36, 120.35,
229/123.2, 124, 162.1, 162.7, 247;
206/223, 235, 242, 245, 256, 257, 271,
206/273, 385, 569, 570, 581, 765, 769, 775,
206/776

The patent or application file contains at least one drawing
executed in color. Copies of this patent or patent application
publication with color drawing(s) will be provided by the
Office upon request and payment of the necessary fee.

FIG. 1 is a color front perspective view of a display package
showing my new design.

FIG. 2 is a color right side perspective view thereof.

FIG. 3 is a color left side perspective view thereof.

FIG. 4 is a color bottom perspective view thereof.

FIG. 5 is a color top perspective view thereof.

FIG. 6 is a color rear perspective view thereof.

FIG. 7 is a color second rear perspective view thereof; and,
FIG. 8 is a color front exploded perspective view thereof, with
the display tube removed, and the top of the package open for
clarity of illustration.


See application file for complete search history.

(56) **References Cited**

U.S. PATENT DOCUMENTS

D117,986 S * 12/1939 Weiss D9/622
D147,120 S * 7/1947 Dietrich D27/187
2,464,951 A * 3/1949 Stengren 206/765
2,948,390 A * 8/1960 Wagaman 229/162.7
D190,772 S * 6/1961 Cuyler D9/418

1 Claim, 5 Drawing Sheets
(5 of 5 Drawing Sheet(s) Filed in Color)



(56)

References Cited

OTHER PUBLICATIONS

U.S. PATENT DOCUMENTS

D314,146 S 1/1991 Scholz
5,226,534 A 7/1993 Kim
D353,712 S 12/1994 Aalders
D466,406 S 12/2002 Solland
D546,669 S 7/2007 Sheppard et al.
7,424,955 B2 9/2008 Chen
D588,449 S * 3/2009 Bova et al. D9/418
D699,562 S 2/2014 Klauder
D700,049 S * 2/2014 Athay D9/418
D710,713 S * 8/2014 Fath D9/721
2012/0061290 A1 3/2012 Delaunay et al.

Office Action for Canadian Application No. 157964 dated Oct. 1, 2014.
Office Action for Canadian Application No. 157971 dated Oct. 1, 2014.
Office Action for Canadian Application No. 157963 dated Oct. 1, 2014.
Office Action for Japanese Application No. 2013-021322 dated Sep. 30, 2014.
Russian Federation Office Action dated Mar. 23, 2015 issued in corresponding Russian Federation Application No. 2014501509.
Website <http://alloy.ru> (Dec. 24, 2012).

* cited by examiner




FIG. 1




FIG. 2




FIG. 3




FIG. 4

FIG. 5






FIG. 6

FIG. 7






FIG. 8