



US00D746697S

(12) **United States Design Patent**
Liu

(10) **Patent No.:** **US D746,697 S**

(45) **Date of Patent:** **** *Jan. 5, 2016**

(54) **CONTAINER BOTTLE**

(71) Applicants: **CANAMERICA, LLC**, Brookline, MA (US); **Chun Chin Liu**, Brookline, MA (US)

(72) Inventor: **Chun Chin Liu**, Brookline, MA (US)

(*) Notice: This patent is subject to a terminal disclaimer.

(**) Term: **14 Years**

(21) Appl. No.: **29/495,699**

(22) Filed: **Jul. 3, 2014**

(30) **Foreign Application Priority Data**

Apr. 22, 2014 (TW) 103302336

(51) **LOC (10) Cl.** **09-01**

(52) **U.S. Cl.**
USPC **D9/622; D9/631**

(58) **Field of Classification Search**
USPC D3/270, 271.1-271.4; D7/514-520, D7/599, 604, 613, 619.2, 623, 628; D9/600, 614, 621-629, 631, 741, 747, D9/500-505, 516, 537-546, 549-561; 206/457, 459.5, 527; 215/387-388, 215/381-384, 400; D21/645, 648
CPC B65D 5/4258; B65D 81/60; B65D 81/365; B65D 81/366; B65D 81/368; B65D 2203/00; B65D 2203/02

See application file for complete search history.

(56) **References Cited**

U.S. PATENT DOCUMENTS

D114,659 S *	5/1939	Kane	D9/622
D118,948 S *	2/1940	Ryan	D21/648
D142,630 S *	10/1945	Derham	D9/622
D149,593 S *	5/1948	Simpson	D9/622
D207,804 S *	5/1967	Bisch	D9/622
D214,549 S *	7/1969	Ledewitz	D9/741
3,521,397 A *	7/1970	Meates	D9/622
4,139,114 A *	2/1979	Long et al.	206/436
D342,022 S *	12/1993	Pritchard	D9/741
D602,373 S *	10/2009	Burney	D9/631
D621,661 S *	8/2010	Levovnik	D7/517
D659,546 S *	5/2012	Chiott	D9/622
D660,175 S *	5/2012	Chiott	D9/622
D664,858 S *	8/2012	Rippel	D9/621
D694,116 S *	11/2013	Spivey	D9/623
D711,240 S *	8/2014	Orozco et al.	D9/621

* cited by examiner

Primary Examiner — Sandra Morris

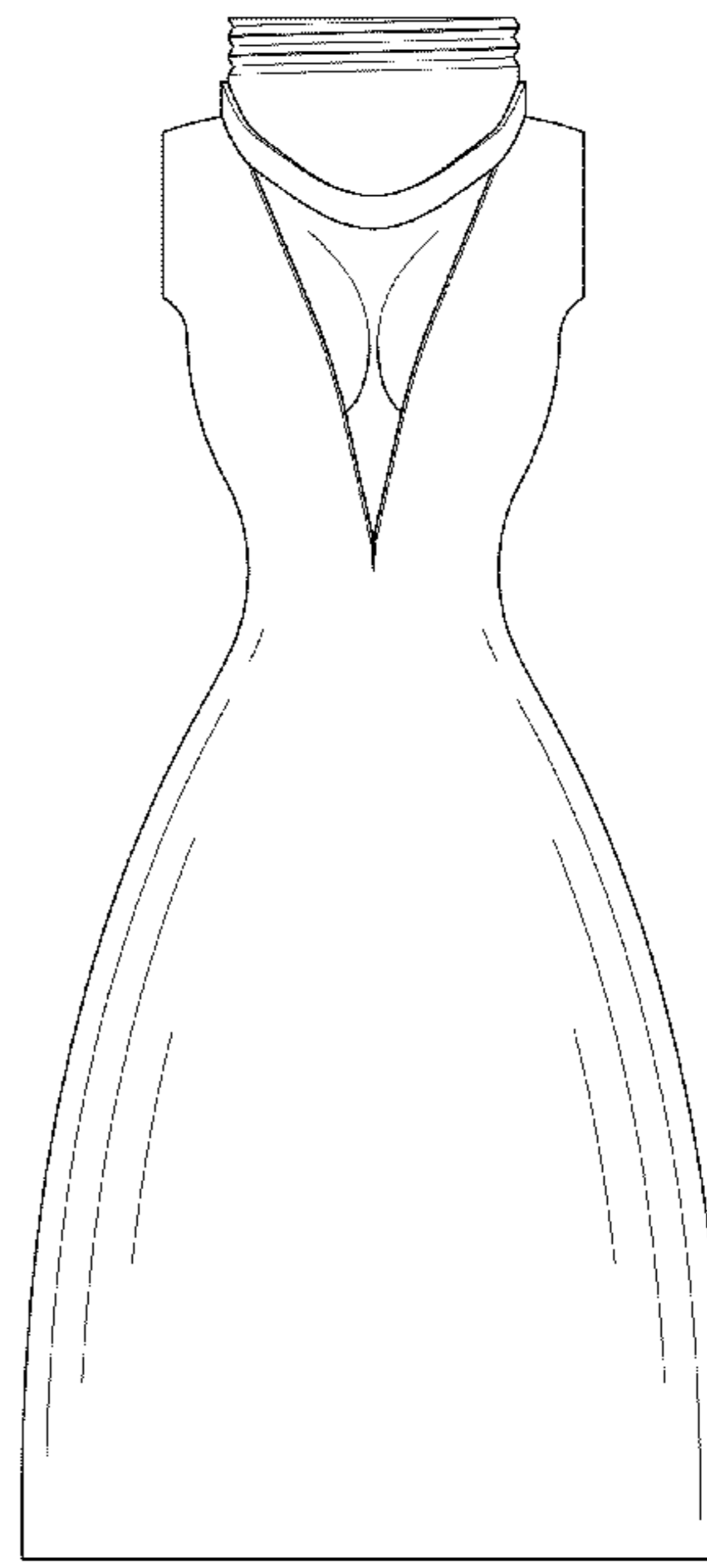

(57) **CLAIM**

The ornamental design for a container bottle, as shown and described.

DESCRIPTION

FIG. 1 is a perspective view of a container bottle showing our new design;
FIG. 2 is a front view thereof;
FIG. 3 is a rear view thereof;
FIG. 4 is a left side view thereof;
FIG. 5 is a right side view thereof;
FIG. 6 is a top view thereof; and,
FIG. 7 is a bottom view thereof.

1 Claim, 6 Drawing Sheets



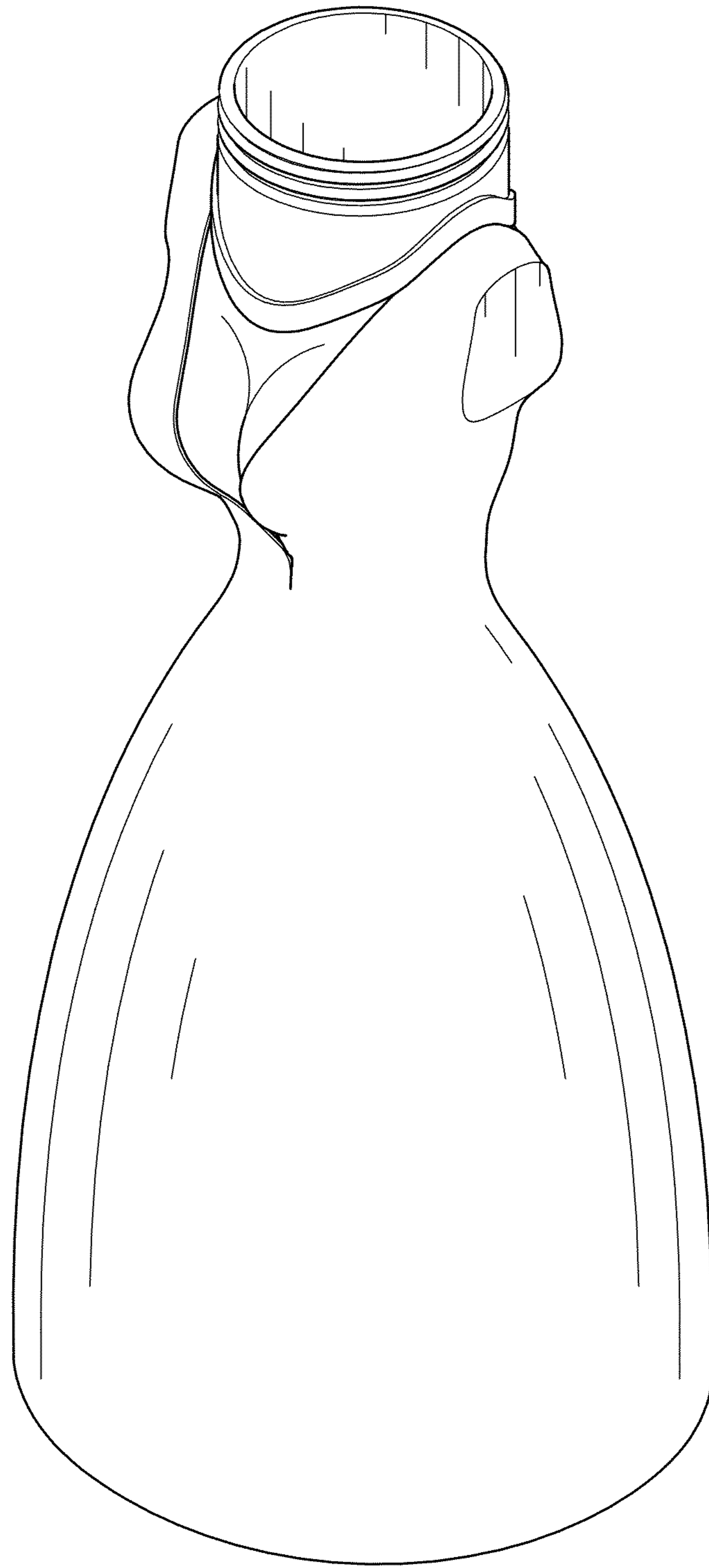


FIG.1




FIG. 2

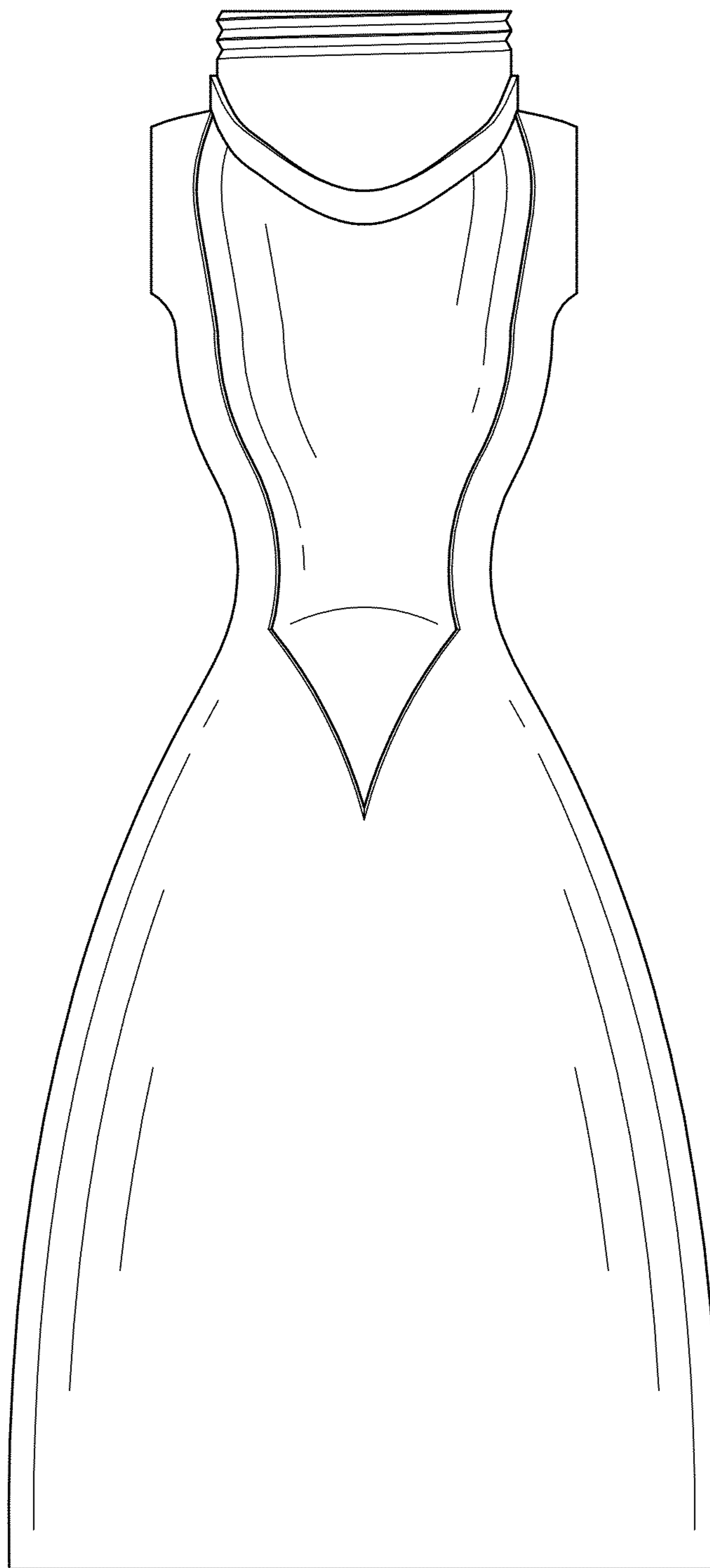


FIG.3

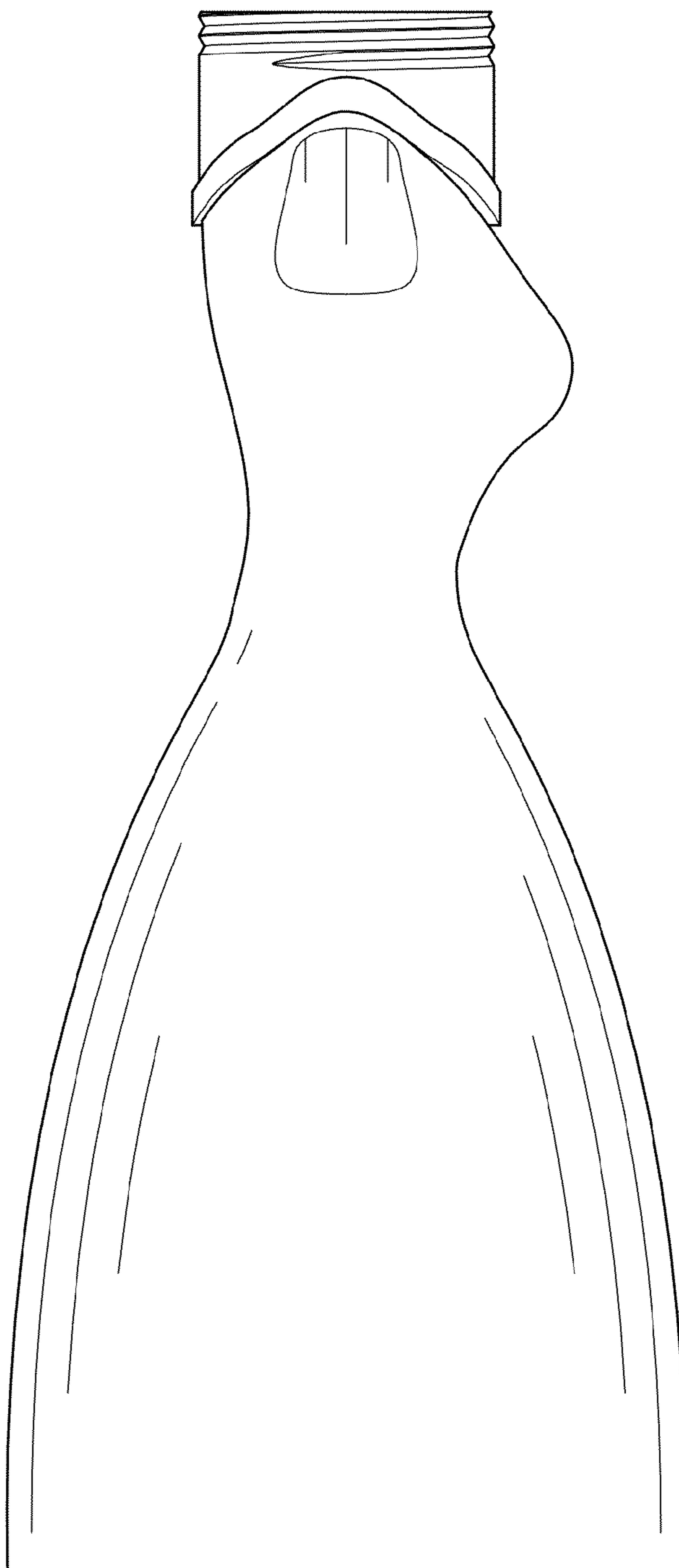


FIG.4

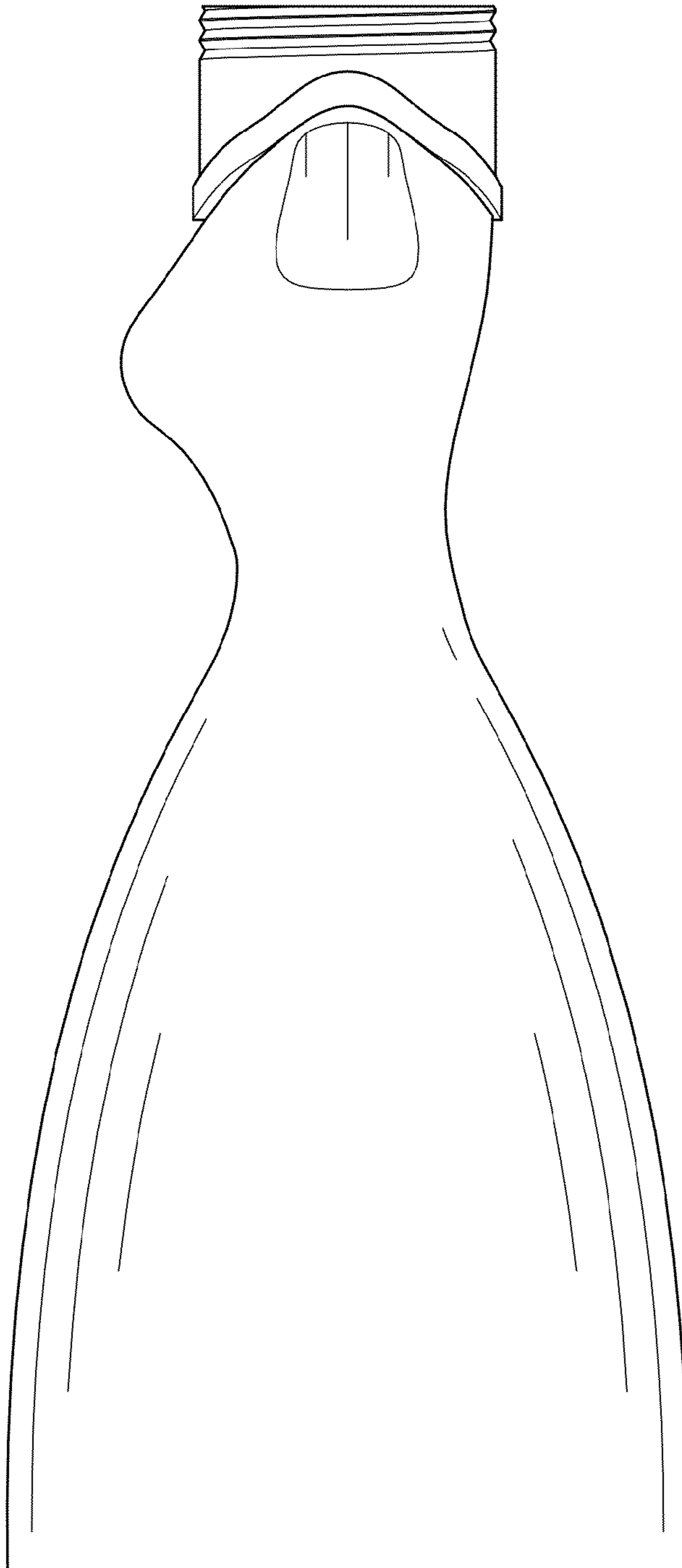


FIG.5

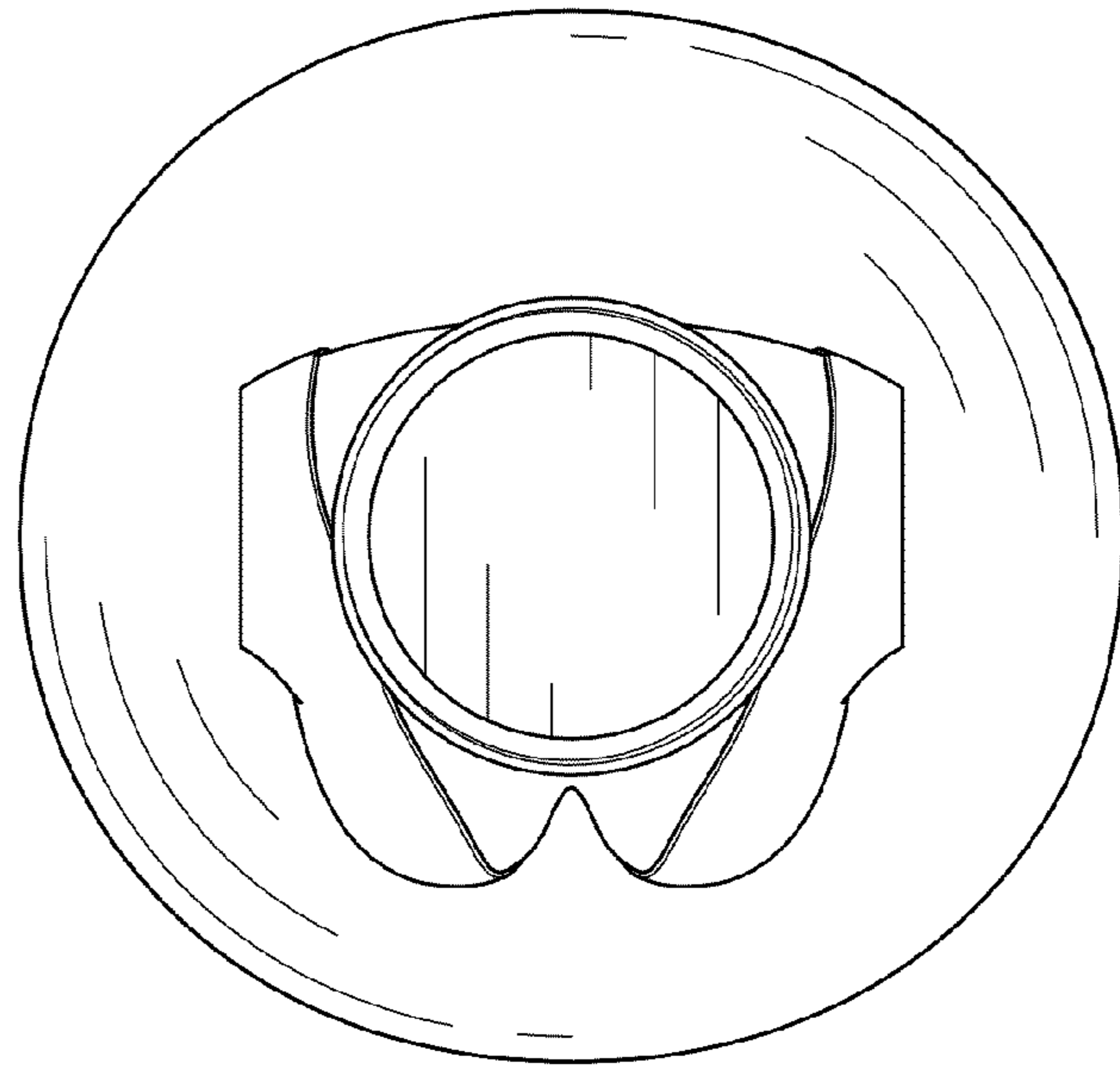


FIG. 6

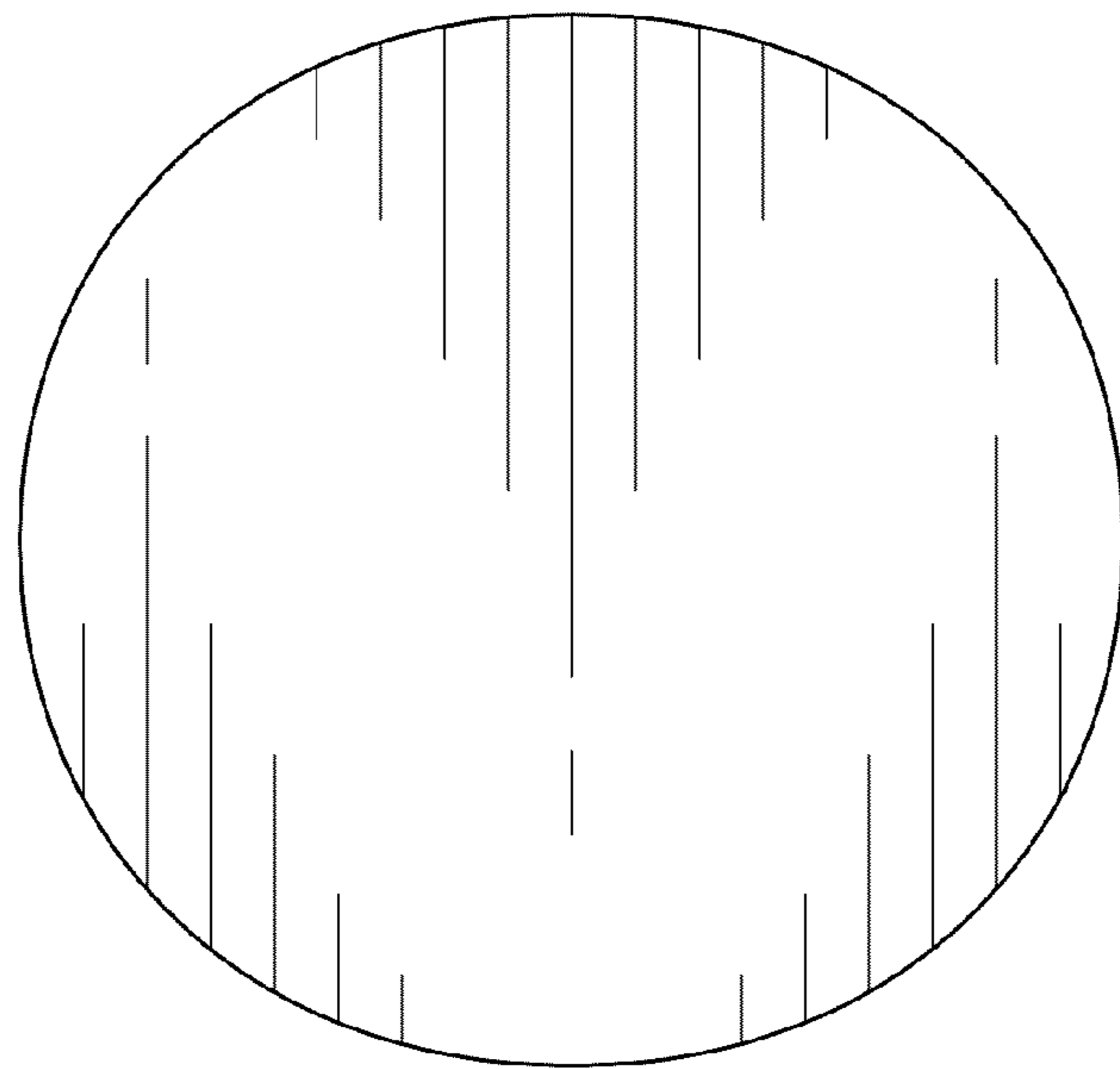


FIG. 7