



US00D746696S

(12) **United States Design Patent**  
**Liu**

(10) **Patent No.:** **US D746,696 S**

(45) **Date of Patent:** **\*\* \*Jan. 5, 2016**

(54) **STORAGE BOTTLE**

(71) Applicant: **CANAMERICA, LLC**, Brookline, MA (US)

(72) Inventor: **Chun Chin Liu**, Brookline, MA (US)

(\* ) Notice: This patent is subject to a terminal disclaimer.

(\*\*) Term: **14 Years**

(21) Appl. No.: **29/495,694**

(22) Filed: **Jul. 3, 2014**

(30) **Foreign Application Priority Data**

Apr. 22, 2014 (TW) ..... 103302337

(51) **LOC (10) Cl.** ..... **09-01**

(52) **U.S. Cl.**  
USPC ..... **D9/622; D9/631**

(58) **Field of Classification Search**

USPC ..... D3/270, 271.1-271.4; D7/514-520,  
D7/599, 604, 613, 619.2, 623, 628;  
D9/600, 614, 621-629, 631, 741, 747,  
D9/500-505, 516, 537-546, 549-561;  
206/457, 459.5, 527; 215/387-388,  
215/381-384, 400; D21/645, 648  
CPC .... B65D 5/4258; B65D 81/60; B65D 81/365;  
B65D 81/366; B65D 81/368; B65D 2203/00;  
B65D 2203/02

See application file for complete search history.

(56) **References Cited**

**U.S. PATENT DOCUMENTS**

D114,659 S \* 5/1939 Kane ..... D9/622  
D118,948 S \* 2/1940 Ryan ..... D21/648

D142,630 S \* 10/1945 Derham ..... D9/622  
D149,593 S \* 5/1948 Simpson ..... D9/622  
D207,804 S \* 5/1967 Bisch ..... D9/622  
D214,549 S \* 7/1969 Ledewitz ..... D9/741  
3,521,397 A \* 7/1970 Meates ..... D9/622  
4,139,114 A \* 2/1979 Long et al. .... 206/436  
D342,022 S \* 12/1993 Pritchard ..... D9/741  
D602,373 S \* 10/2009 Burney ..... D9/631  
D621,661 S \* 8/2010 Levovnik ..... D7/517  
D659,546 S \* 5/2012 Chiott ..... D9/622  
D660,175 S \* 5/2012 Chiott ..... D9/622  
D664,858 S \* 8/2012 Rippel ..... D9/621  
D694,116 S \* 11/2013 Spivey ..... D9/623  
D711,240 S \* 8/2014 Orozco et al. .... D9/621

\* cited by examiner

*Primary Examiner* — Sandra Morris

(57) **CLAIM**

The ornamental design for a storage bottle, as shown and described.

**DESCRIPTION**

FIG. 1 is a perspective view of a storage bottle showing our new design;

FIG. 2 is a front view thereof;

FIG. 3 is a rear view thereof;

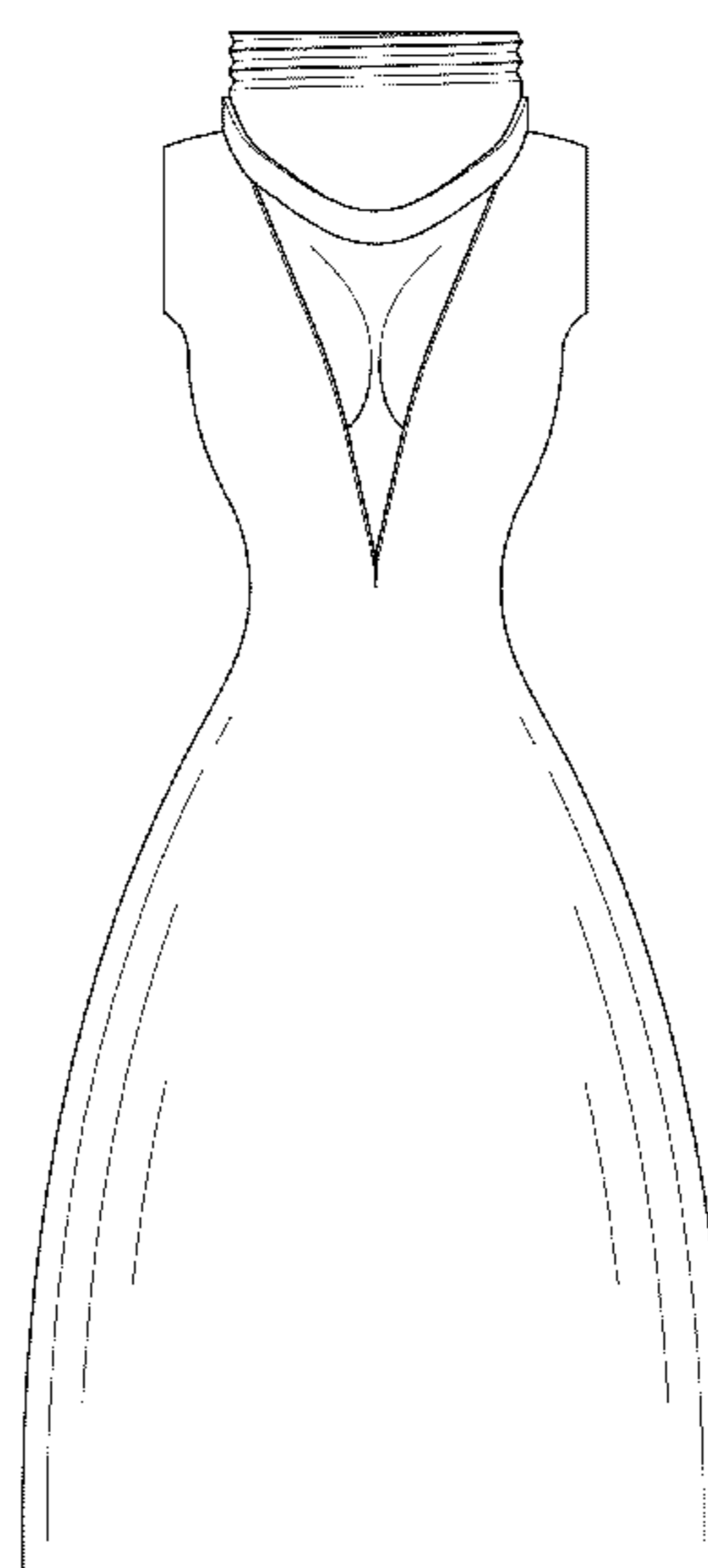

FIG. 4 is a left side view thereof;

FIG. 5 is a right side view thereof;

FIG. 6 is a top view thereof; and,

FIG. 7 is a bottom view thereof.

**1 Claim, 6 Drawing Sheets**



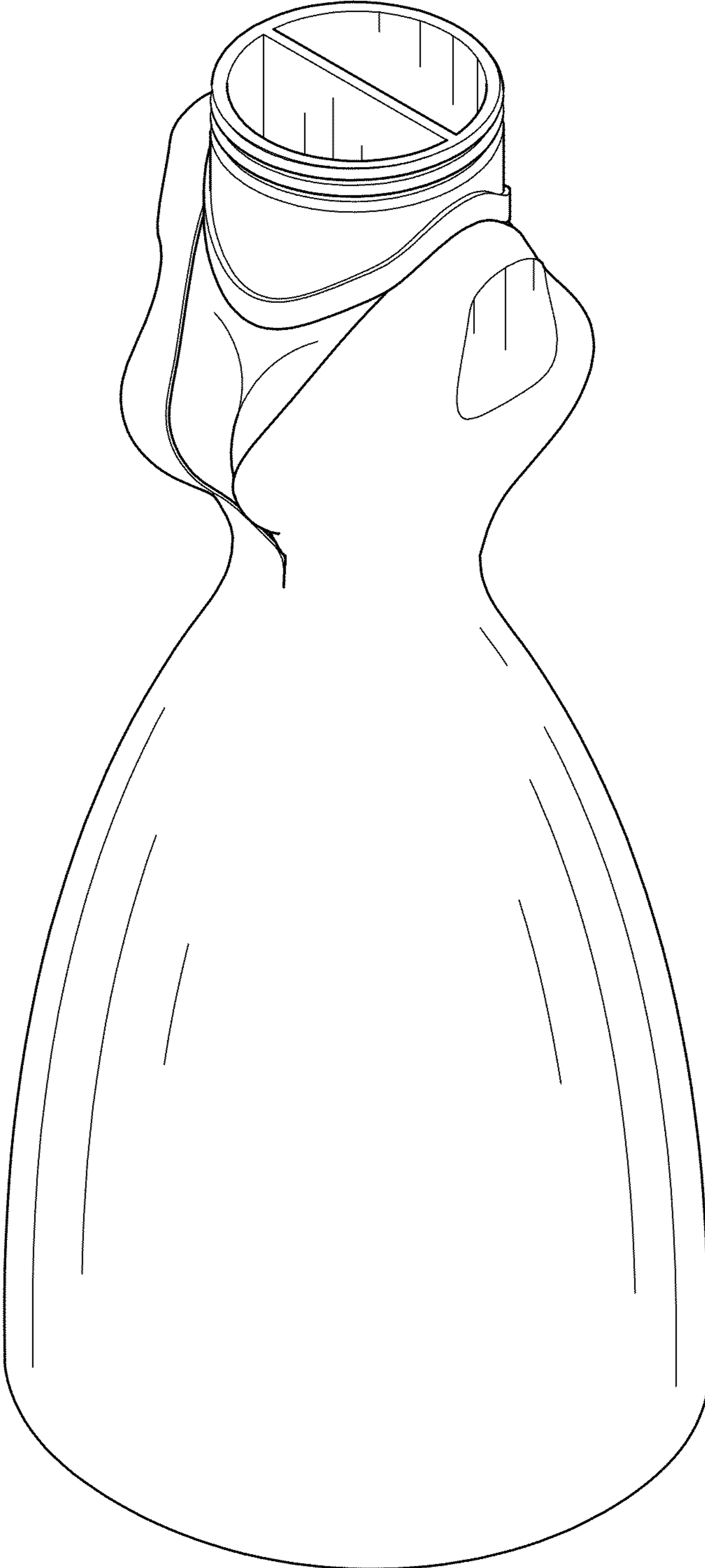


FIG. 1




FIG. 2




FIG.3

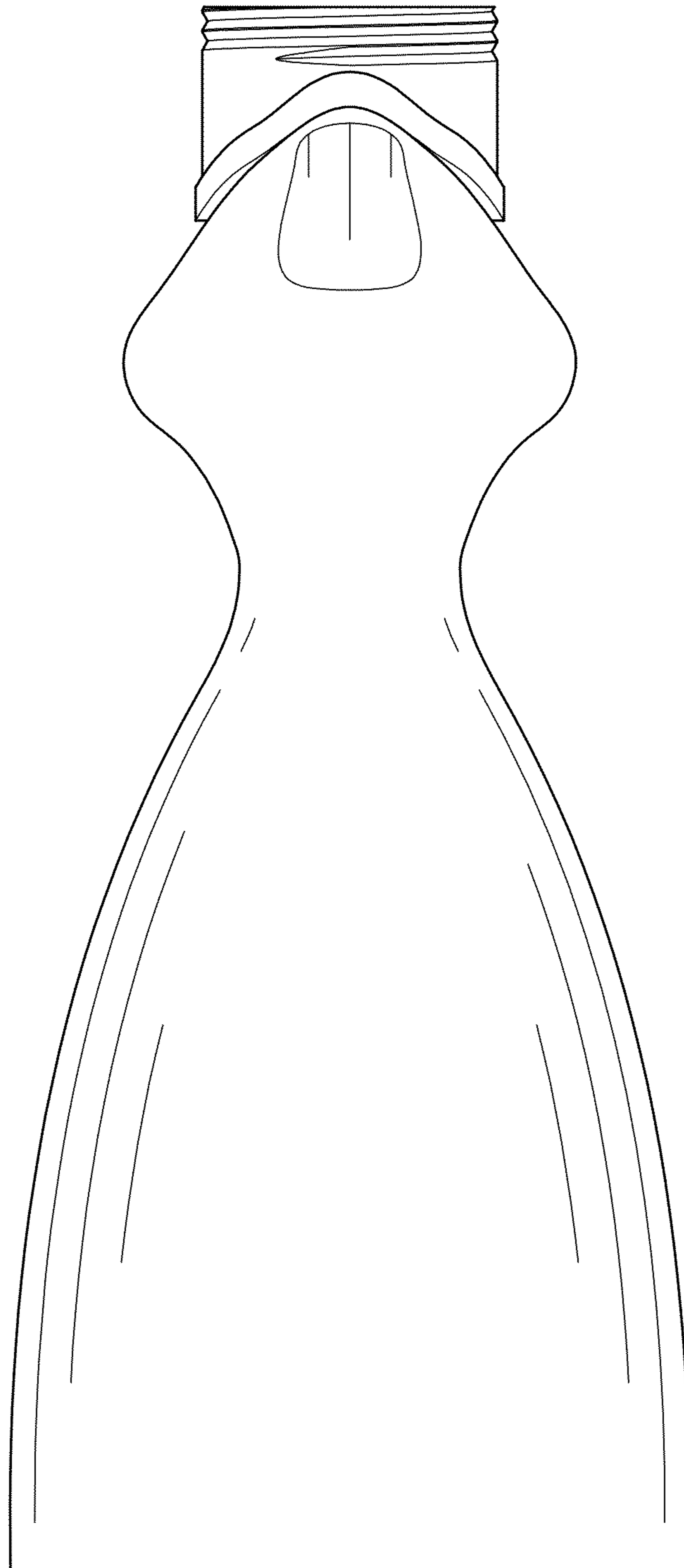


FIG.4

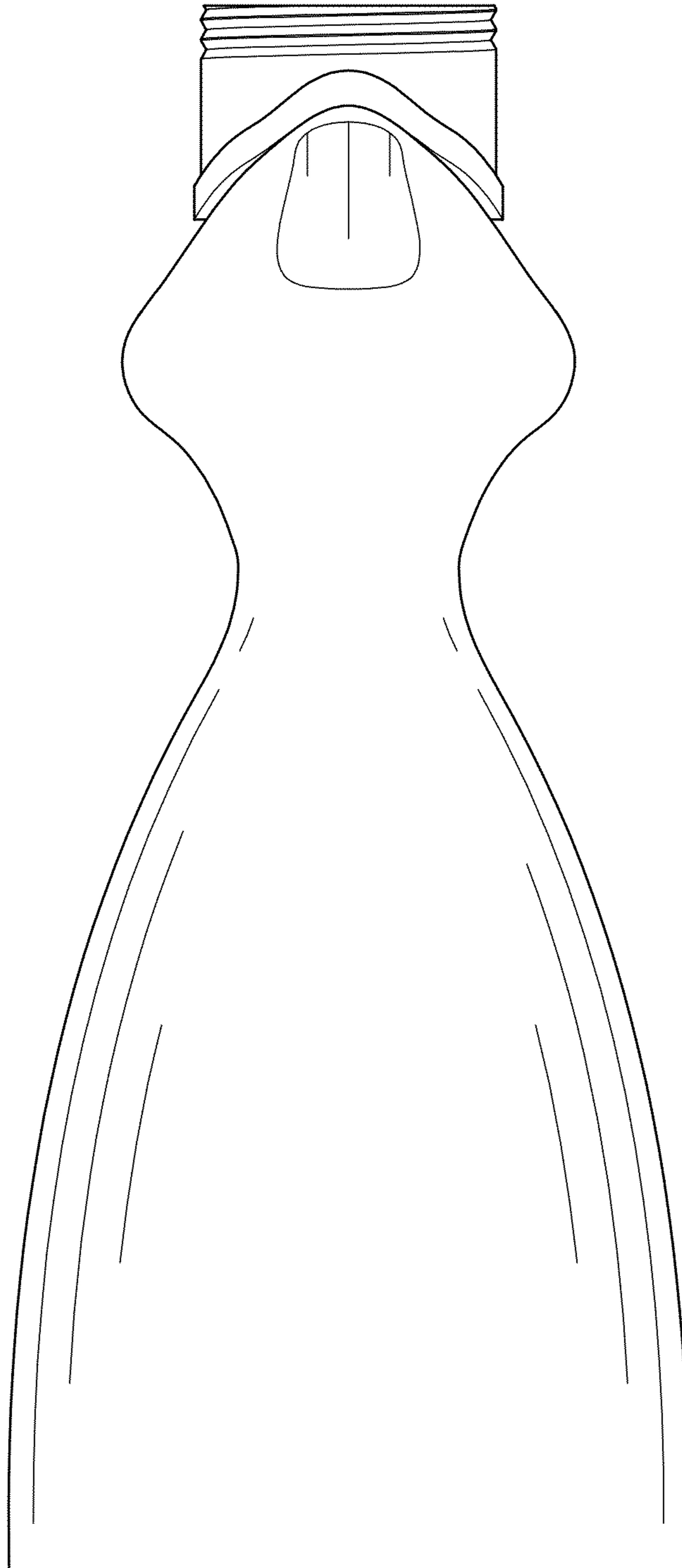


FIG.5

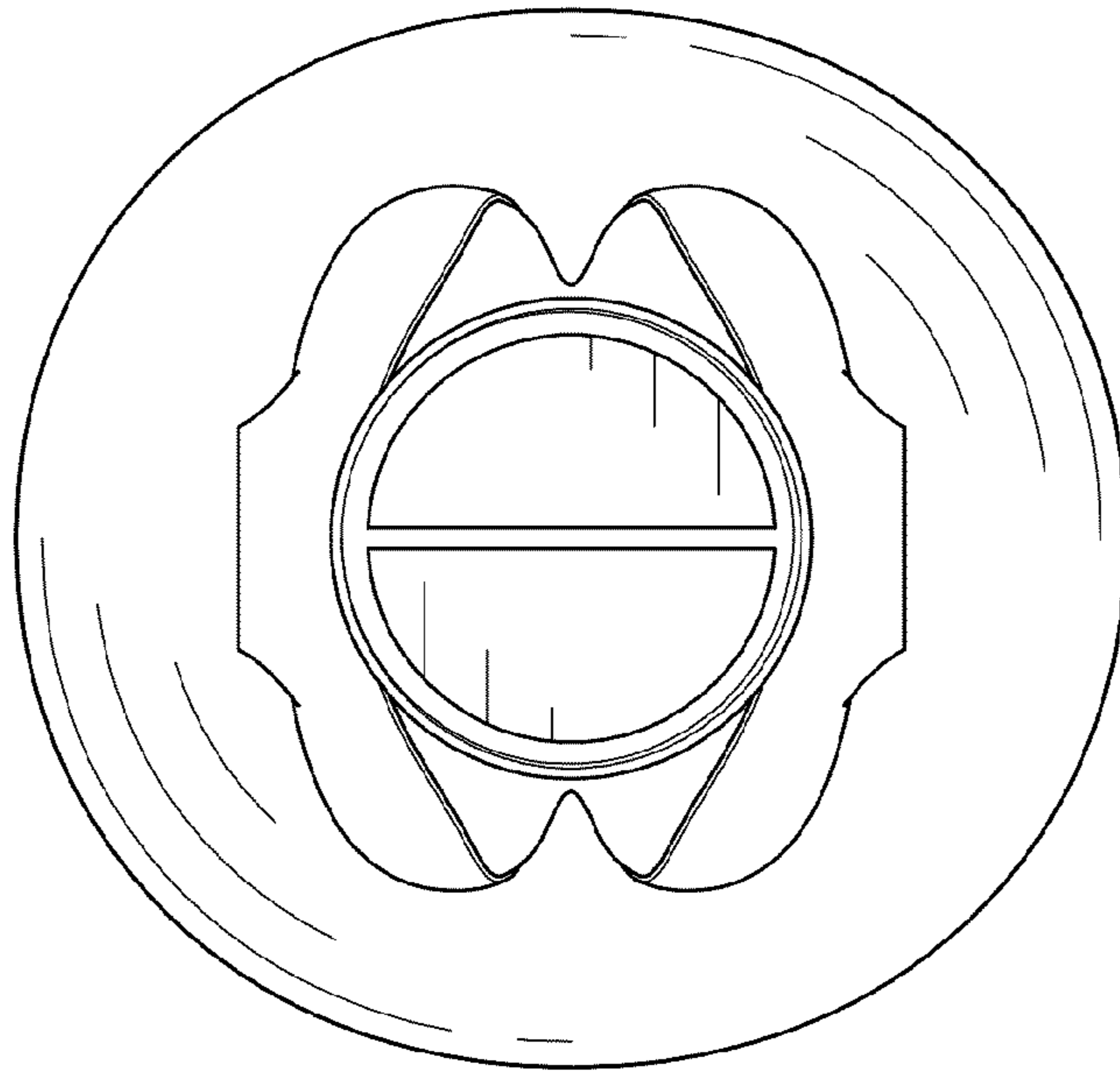


FIG.6

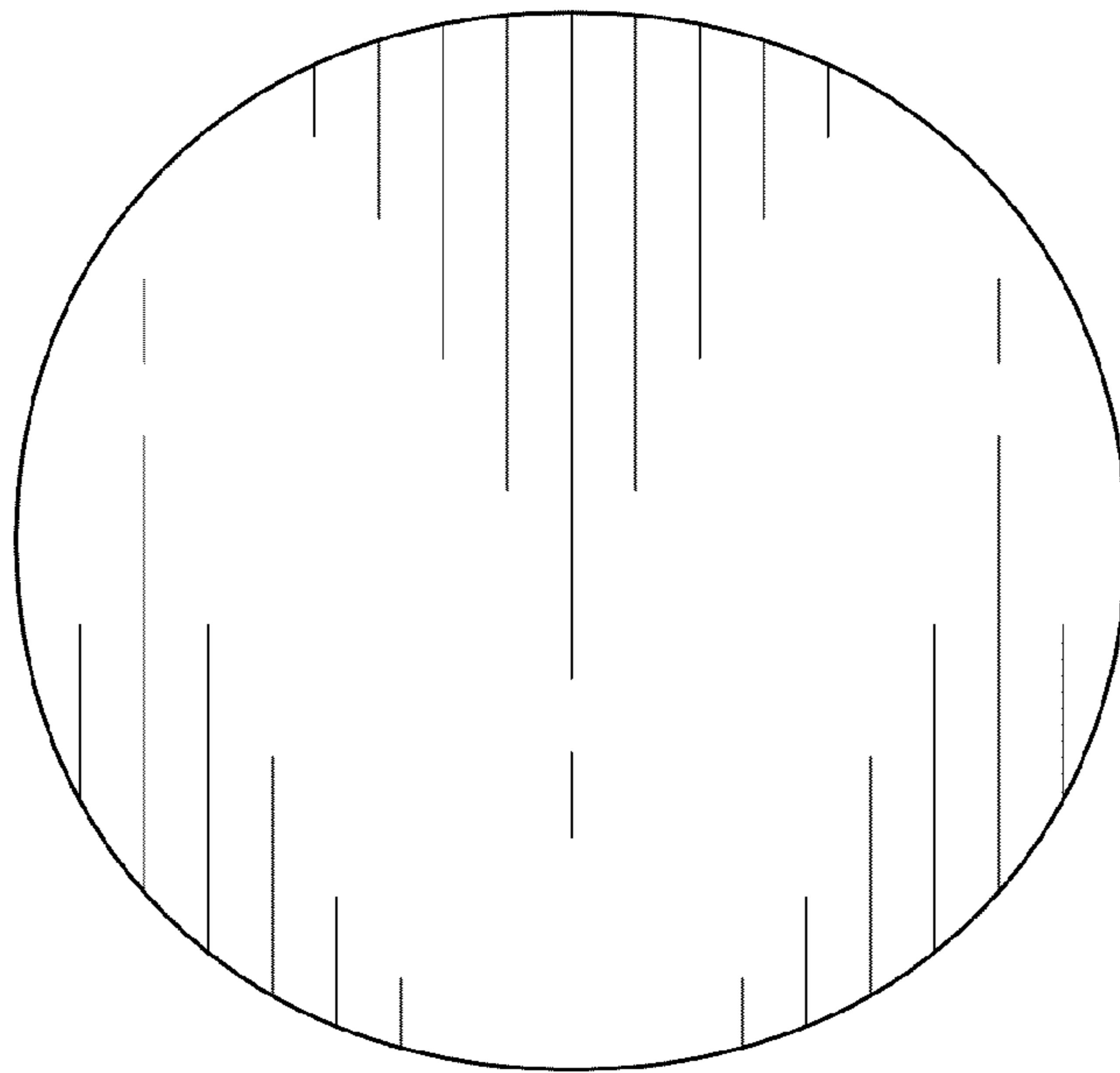


FIG.7