

US00D746694S

(12) **United States Design Patent**
Letamendi

(10) **Patent No.:** **US D746,694 S**

(45) **Date of Patent:** **** Jan. 5, 2016**

(54) **BOTTLE**

(71) Applicant: **Saverglass Inc.**, Ramsey, NJ (US)

(72) Inventor: **Jokin Arregui Letamendi**, Barcelona (ES)

(73) Assignee: **Saverglass, Inc.**, Ramsey, NJ (US)

(**) Term: **14 Years**

(21) Appl. No.: **29/506,083**

(22) Filed: **Oct. 13, 2014**

(51) **LOC (10) Cl.** **09-01**

(52) **U.S. Cl.**
USPC **D9/560**; D9/545; D9/544

(58) **Field of Classification Search**
USPC D9/54-546, 549, 557-560, 570-571, D9/573-575, 682, 686-691; 215/355, 379, 215/381-382; 220/660, 669, 675; D7/300, D7/300.1; D11/143, 152, 153
CPC B65D 23/00; G01N 2033/0081; G01N 2291/0232; B65G 2201/0244; A47G 23/0241
See application file for complete search history.

(56) **References Cited**

U.S. PATENT DOCUMENTS

D76,990 S	*	11/1928	Curran	D9/523
D223,334 S	*	4/1972	Hayes et al.	D9/542
D387,668 S	*	12/1997	Bond	D9/520
D400,783 S	*	11/1998	de Mourgues	D9/691
D475,929 S	*	6/2003	Bakic	D9/574
D479,132 S	*	9/2003	Boutilier	D9/550
D491,470 S	*	6/2004	Yang	D9/560
D495,957 S	*	9/2004	Bakic	D9/529
D545,213 S	*	6/2007	Werner	D9/520

D568,752 S	*	5/2008	Varlet	D9/544
D584,631 S	*	1/2009	Van Well	D9/544
D591,597 S	*	5/2009	Rica	D9/516
D612,258 S	*	3/2010	Rica	D9/565
D612,739 S	*	3/2010	Delbon	D9/544
D697,416 S	*	1/2014	Thompson	D9/544
D700,057 S	*	2/2014	Gonzalez Rodriguez	D9/560
D713,258 S	*	9/2014	Del Bon	D9/560
D719,458 S	*	12/2014	Handy	D9/574

OTHER PUBLICATIONS

<http://www.saverglass.com/en/news>[Date searched Aug. 18, 2015].*

* cited by examiner

Primary Examiner — Philip S Hyder

Assistant Examiner — Keith Frank

(74) *Attorney, Agent, or Firm* — Philip H. Gottfried, Esq.; Amster, Rothstein & Ebenstein LLP

(57) **CLAIM**

The ornamental design for a bottle, as shown and described.

DESCRIPTION

FIG. 1 is a front view of a bottle showing my new design (with the rear view being the same);

FIG. 2 is a side view of the bottle shown in FIG. 1 (with the other side view being the same)

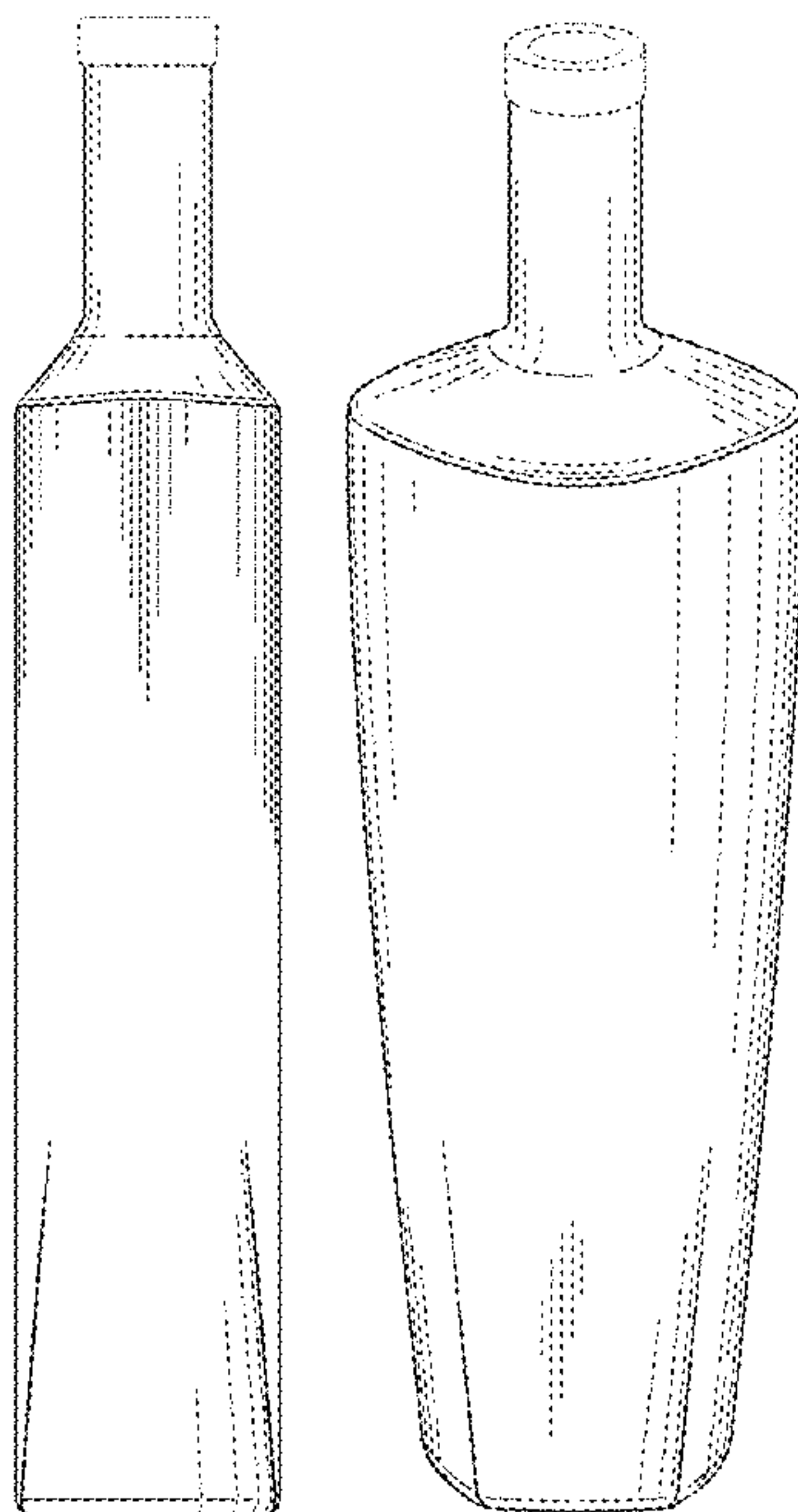
FIG. 3 is a top view of the bottle shown in FIG. 1;

FIG. 4 is a bottom view of the bottle shown in FIG. 1; and,

FIG. 5 is a front perspective view of the bottle shown in FIG. 1.

The broken lines immediately adjacent the claimed areas represent the bounds of the claimed design while all other broken lines depict unclaimed portions of the bottle and form no part of the claimed design.

1 Claim, 2 Drawing Sheets



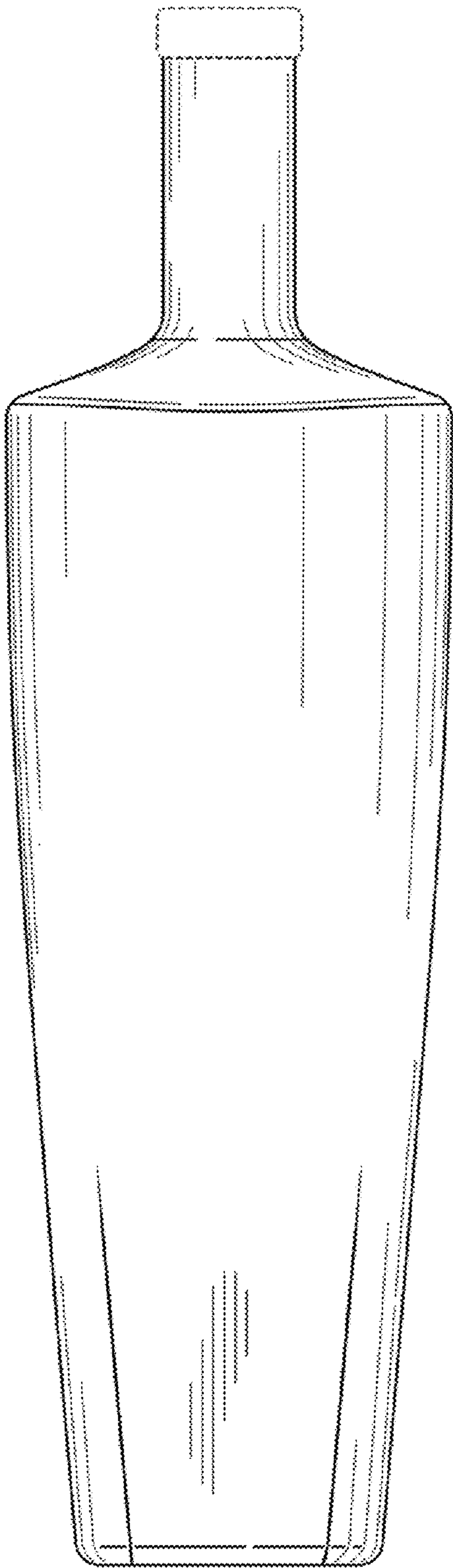


FIG. 1




FIG. 2

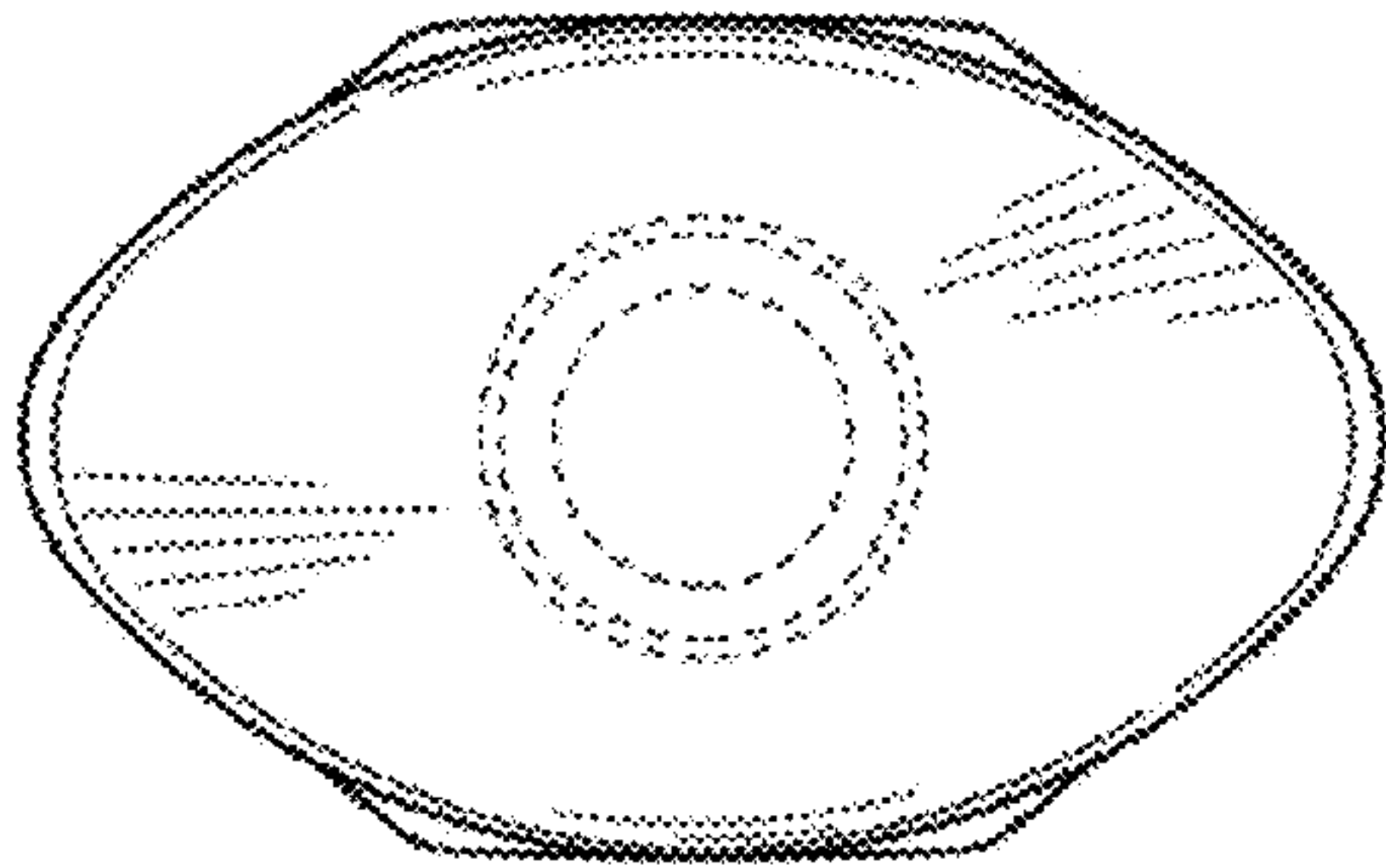


FIG. 3

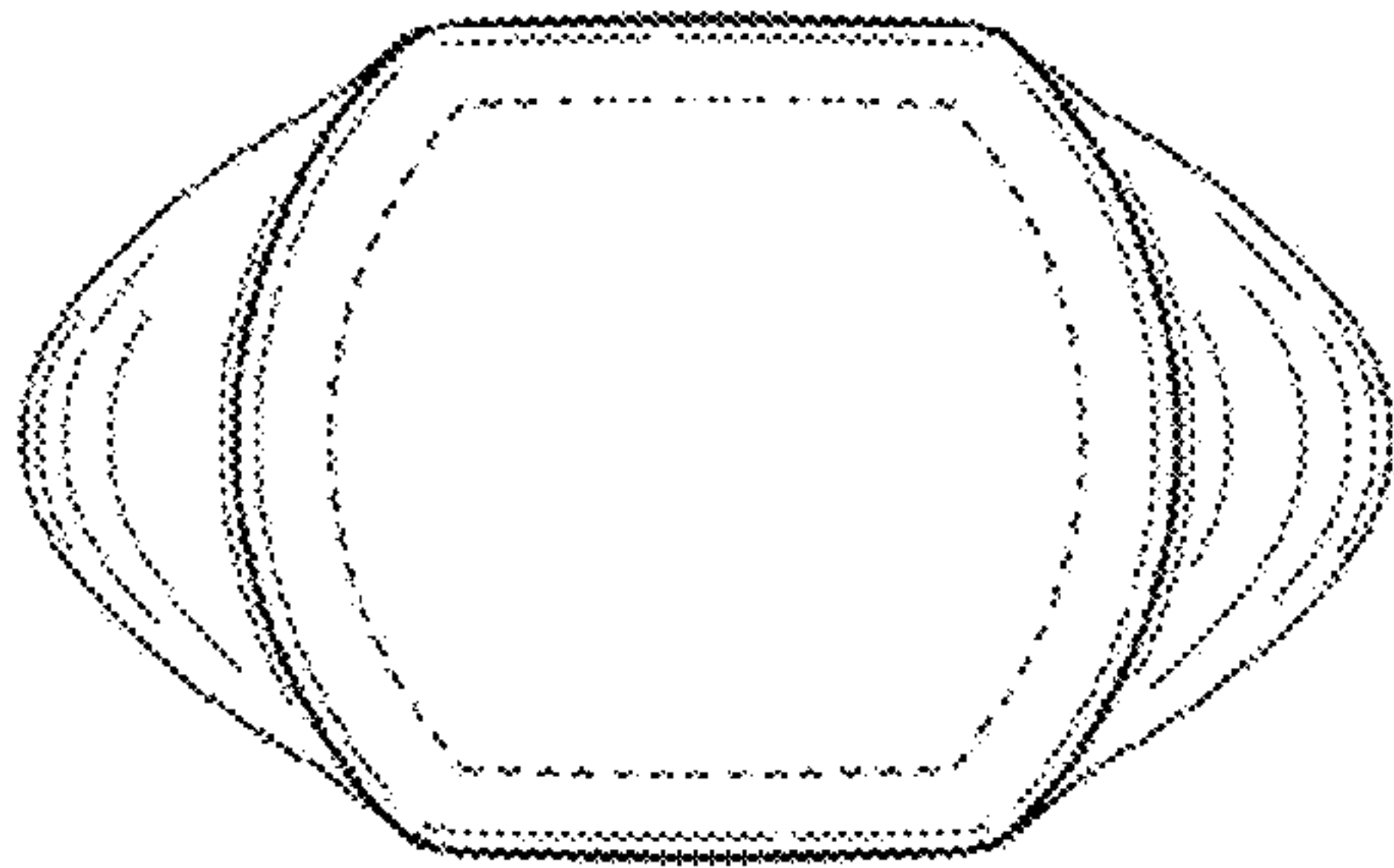


FIG. 4

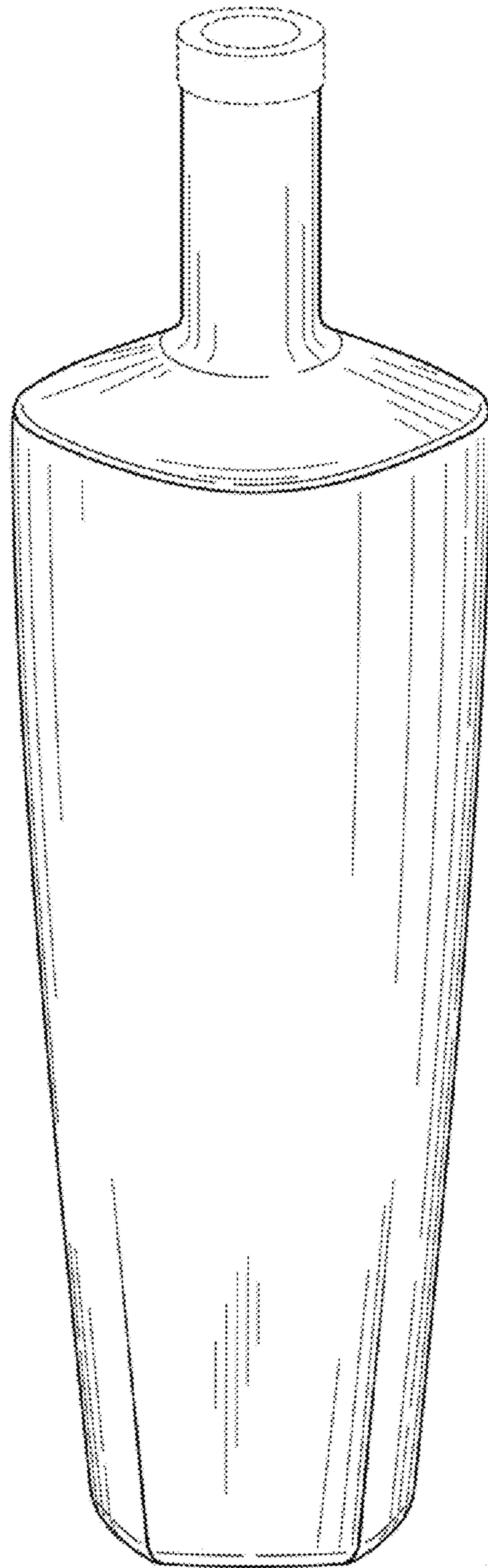


FIG. 5