



US00D746690S

(12) **United States Design Patent**
Cook et al.

(10) **Patent No.:** **US D746,690 S**
(45) **Date of Patent:** **** Jan. 5, 2016**

(54) **DISPENSER WITH CAP**
(71) Applicant: **S.C. Johnson & Son, Inc.**, Racine, WI (US)

D442,861 S 5/2001 Sagel
D446,346 S 8/2001 Angeletta
D448,521 S 9/2001 Angeletta

(Continued)

(72) Inventors: **Cristina M Cook**, Milwaukee, WI (US);
Fei Gao, Chicago, IL (US); **Donald J. Schumacher**, Racine, WI (US)

FOREIGN PATENT DOCUMENTS

EM 000072525-0001 9/2003
EM 000142518-0001 3/2004

(Continued)

(73) Assignee: **S. C. Johnson & Son, Inc.**, Racine, WI (US)

OTHER PUBLICATIONS

(**) Term: **14 Years**

U.S. Appl. No. 29/458,188 filed in the USPTO on Jun. 17, 2013,
Inventor Name: Cook, Cristina M. et al.

(Continued)

(21) Appl. No.: **29/458,189**

(22) Filed: **Jun. 17, 2013**

Primary Examiner — Derrick Holland

Assistant Examiner — Janice Lim

(51) **LOC (10) CI.** **09-01**

(52) **U.S. CI.**
USPC **D9/503**

(57) **CLAIM**

The ornamental design for a dispenser with cap, as shown and described.

(58) **Field of Classification Search**
USPC D9/435, 436, 445, 447, 503, 549, 550,
D9/558, 723-727; 15/97.2, 97.3, 227;
215/200, 381, 382; 222/1, 71, 173
CPC A47L 23/02; A47L 23/04; A47L 23/05;
B65D 79/02; B67D 7/06
See application file for complete search history.

DESCRIPTION

FIG. 1 is an isometric view of a top, front, and left side of a dispenser with cap, showing our new design;
FIG. 2 is a front elevational view thereof;
FIG. 3 is a rear elevational view thereof;
FIG. 4 is a left side elevational view thereof, and the right side elevational view being a mirror image thereof; and,
FIG. 5 is a top plan view thereof.

The dot-dash broken line portions of FIGS. 1-4 are included to show the boundary between the claimed portion and unclaimed portion only and form no part of the claimed design.

The broken line portions of FIGS. 1-5 are included to show unclaimed subject matter only and form no part of the claimed design.


All sides not shown form no part of the claimed design.

(56) **References Cited**

U.S. PATENT DOCUMENTS

3,010,140 A * 11/1961 Thomas 401/262
D208,115 S * 7/1967 Carlton D9/503
4,983,061 A 1/1991 Demarest
D324,171 S * 2/1992 Morane D9/688
D402,549 S * 12/1998 Nahum Albright D9/545
D412,598 S 8/1999 Gudefin
D414,005 S 9/1999 Lehnertz
D417,033 S 11/1999 Sachs et al.
D434,525 S 11/2000 Angeletta

1 Claim, 3 Drawing Sheets



(56)

References Cited

FOREIGN PATENT DOCUMENTS

U.S. PATENT DOCUMENTS

D449,524 S 10/2001 Kieras
 D468,209 S 1/2003 Joubert
 D468,210 S 1/2003 Joubert
 D489,970 S 5/2004 Nelson et al.
 D497,038 S 10/2004 Tsai
 D507,493 S 7/2005 Nelson et al.
 D520,678 S 5/2006 Weggelaar
 D525,130 S * 7/2006 Bloc D9/503
 D537,359 S 2/2007 Butler et al.
 D538,473 S 3/2007 Rhoades
 D539,142 S 3/2007 Butler et al.
 D558,393 S 12/2007 Angeletta
 D571,204 S 6/2008 Sweeton
 D580,761 S 11/2008 Sweeton
 D581,789 S 12/2008 Ames et al.
 D582,272 S 12/2008 Cichy
 D582,292 S 12/2008 Short et al.
 D583,668 S 12/2008 Sweeton
 D584,960 S 1/2009 Sherwood
 D590,712 S 4/2009 Sweeton
 D591,612 S 5/2009 Ames et al.
 D592,527 S 5/2009 Serio et al.
 D595,575 S 7/2009 Cichy
 D598,283 S 8/2009 Ames et al.
 D604,610 S 11/2009 Ames et al.
 D657,957 S 4/2012 Camp
 2011/0284576 A1 * 11/2011 Marganski et al. 222/1
 2013/0022387 A1 1/2013 Purizhansky et al.

EM 000142518-0002 3/2004
 EM 000163795-0012 4/2004
 EM 000163795-0014 4/2004
 EM 000176953-0001 5/2004
 EM 000387576-0001 8/2005
 EM 000514948-0003 4/2006
 EM 000515069-0012 4/2006
 EM 000598164-0001 10/2006
 EM 000686498-0001 3/2007
 EM 000724810-0001 5/2007
 EM 000853908-0003 12/2007
 EM 000853908-0004 12/2007
 EM 001120380-0001 4/2009
 EM 001120380-0008 4/2009
 EM 001169973-0005 10/2009
 EM 001628975-0003 10/2009
 EM 001631284-0001 11/2009
 EM 001220230-0002 6/2010
 WO DM/050979 3/2000
 WO DM/064636 10/2003
 WO DM/066664 4/2005
 WO DM/073259 2/2010
 WO DM/073778 2/2010
 WO 2013/013115 1/2013

OTHER PUBLICATIONS

U.S. Appl. No. 29/525,944 filed in the USPTO on May 5, 2015,
 Inventor Name: Cook, Cristina M. et al.

* cited by examiner




FIG. 1




FIG. 2




FIG. 3




FIG. 4

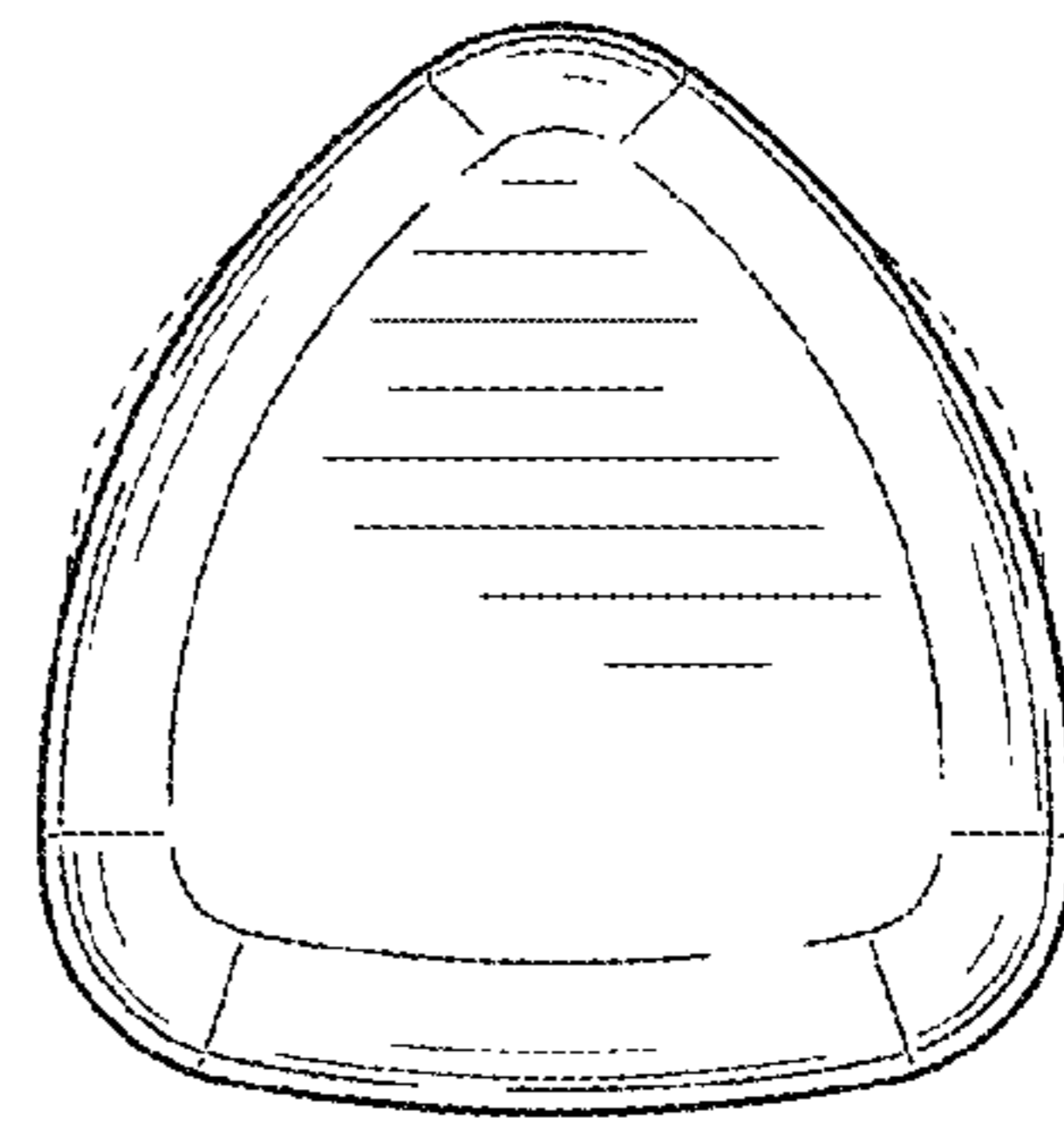


FIG. 5