

US00D746678S

(12) **United States Design Patent**
Blackmore et al.

(10) **Patent No.:** **US D746,678 S**
(45) **Date of Patent:** **** Jan. 5, 2016**

- (54) **PORTION OF CONTAINER**
- (71) Applicant: **Display Pack, Inc.**, Grand Rapids, MI (US)
- (72) Inventors: **Andrew J. Blackmore**, Belmont, MI (US); **David A. Korhorn**, Rockford, MI (US); **Marc R. Meyer**, Grand Rapids, MI (US); **Gordon L. Beach**, Muskegon, MI (US)
- (73) Assignee: **Display Pack, Inc.**, Grand Rapids, MI (US)
- (**) Term: **14 Years**
- (21) Appl. No.: **29/504,751**
- (22) Filed: **Oct. 9, 2014**
- (51) **LOC (10) Cl.** **09-07**
- (52) **U.S. Cl.**
USPC **D9/438**
- (58) **Field of Classification Search**
USPC D7/396.2; D9/415, 416, 434, 435, 437, D9/438, 443, 449, 454, 457, 499; 220/253, 220/266, 270, 276
CPC B65D 2101/0023
See application file for complete search history.

- D527,956 S 9/2006 Doliwa
- D532,294 S 11/2006 Fager et al.
- 7,338,209 B2 3/2008 Winpenny
- D589,342 S 3/2009 Maslowski
- D591,149 S * 4/2009 Bonner D9/434

(Continued)

FOREIGN PATENT DOCUMENTS

EP 1736417 10/2008

OTHER PUBLICATIONS

D&W Fine Pack LLC, VersaLock package, at least as early as Dec. 31, 2013.

Primary Examiner — Robert M Spear
Assistant Examiner — Darcey E Heflin

(74) *Attorney, Agent, or Firm* — Warner Norcross and Judd LLP

(57) **CLAIM**

The ornamental design for a portion of container, as shown and described.

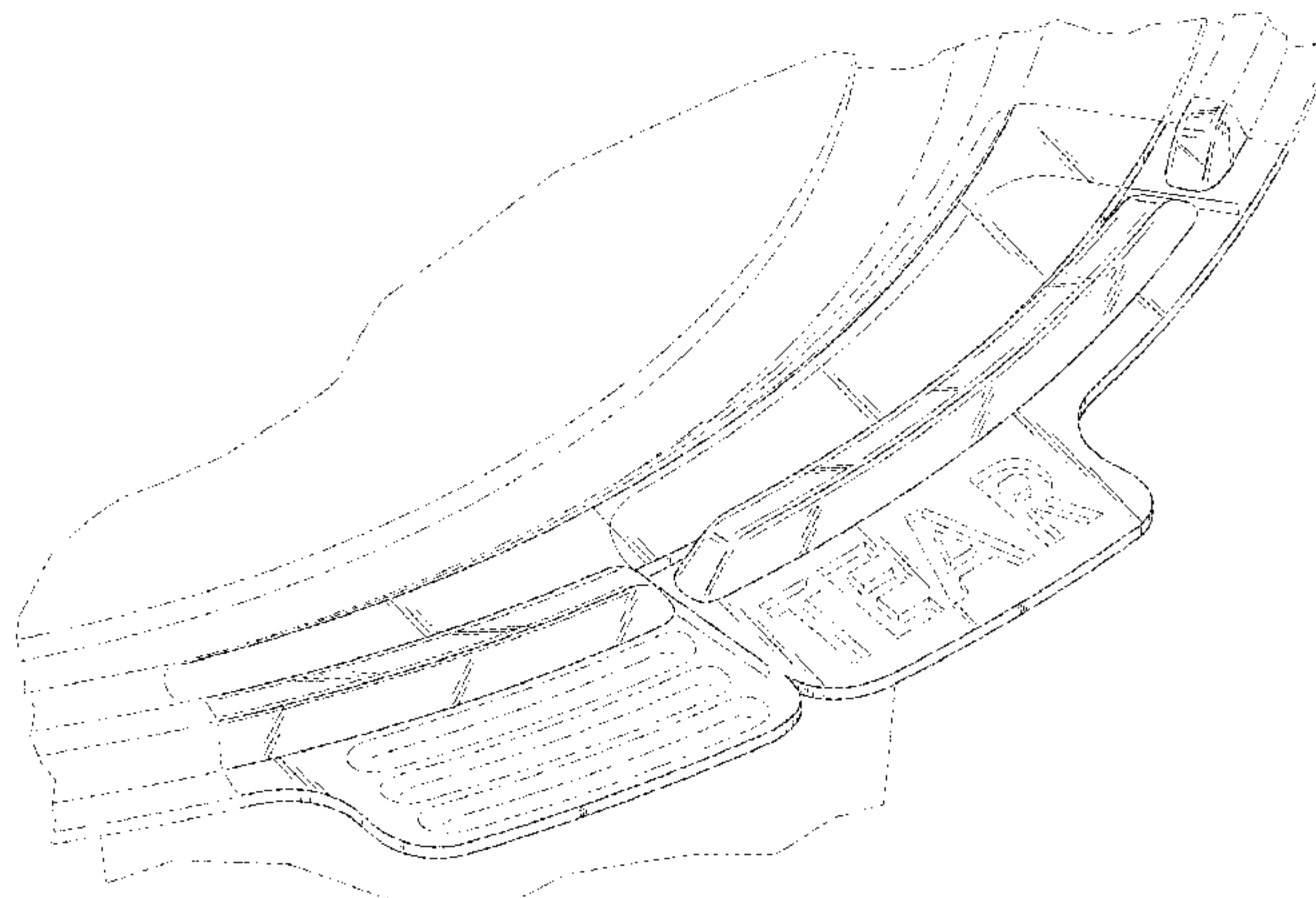
DESCRIPTION

FIG. 1 is a perspective view of a portion of container;
 FIG. 2 is an enlarged perspective view of a portion of container;
 FIG. 3 is a left side view thereof;
 FIG. 4 is the right side view thereof;
 FIG. 5 is a front view thereof;
 FIG. 6 is a rear view thereof;
 FIG. 7 is a top view thereof; and,
 FIG. 8 is a bottom view thereof.
 FIGS. 1-8 show portions in broken lines. The broken line portions are shown for environmental purposes and form no part of the claimed design. The broken line segments immediately adjacent the solid line portions of the design define the boundary of the design, but do not themselves form part of the claimed design.

(56) **References Cited**
U.S. PATENT DOCUMENTS

- 3,424,342 A 1/1969 Scopp et al.
- 4,966,294 A * 10/1990 Mack B65D 43/0249
220/260
- 5,249,694 A 10/1993 Nelson
- D354,438 S * 1/1995 Miller D9/438
- 5,507,406 A 4/1996 Urciuoli et al.
- D448,291 S * 9/2001 Melhede D9/434
- D448,991 S 10/2001 Zettle et al.
- 6,474,490 B1 * 11/2002 Seibel B65D 41/44
215/232
- D475,620 S 6/2003 Chen et al.
- 6,700,106 B2 3/2004 Cochran et al.

1 Claim, 8 Drawing Sheets



(56)

References Cited

U.S. PATENT DOCUMENTS

7,568,589 B2	8/2009	Vovan	8,640,914 B2	2/2014	Meyer et al.
7,712,626 B2	5/2010	Vovan	D703,044 S *	4/2014	Chou D9/435
D632,563 S *	2/2011	Sitabkhan D9/435	D738,206 S *	9/2015	Corredor-Londono D9/434
D634,616 S	3/2011	Hansen et al.	D738,207 S *	9/2015	Bushida D9/434
7,992,743 B2	8/2011	Vovan	2004/0007583 A1	1/2004	Lin
8,056,750 B2	11/2011	Vovan	2004/0129715 A1	7/2004	Bagdanovich
8,123,064 B2	2/2012	Vovan	2005/0017007 A1*	1/2005	Sellari B65D 43/021 220/270
8,186,531 B2	5/2012	Parikh et al.	2006/0255054 A1	11/2006	Vovan
D664,842 S	8/2012	Meyer et al.	2007/0045317 A1	3/2007	Rosender et al.
D664,847 S *	8/2012	Arch D9/435	2007/0108210 A1	5/2007	Alvares et al.
8,251,249 B1	8/2012	Vovan	2008/0041850 A1	2/2008	Tucker et al.
8,256,636 B2	9/2012	Huffer	2009/0206082 A1	8/2009	Vovan
D684,046 S	6/2013	Meyer et al.	2010/0181323 A1	7/2010	Thaler et al.
			2012/0292322 A1	11/2012	Meyer et al.

* cited by examiner

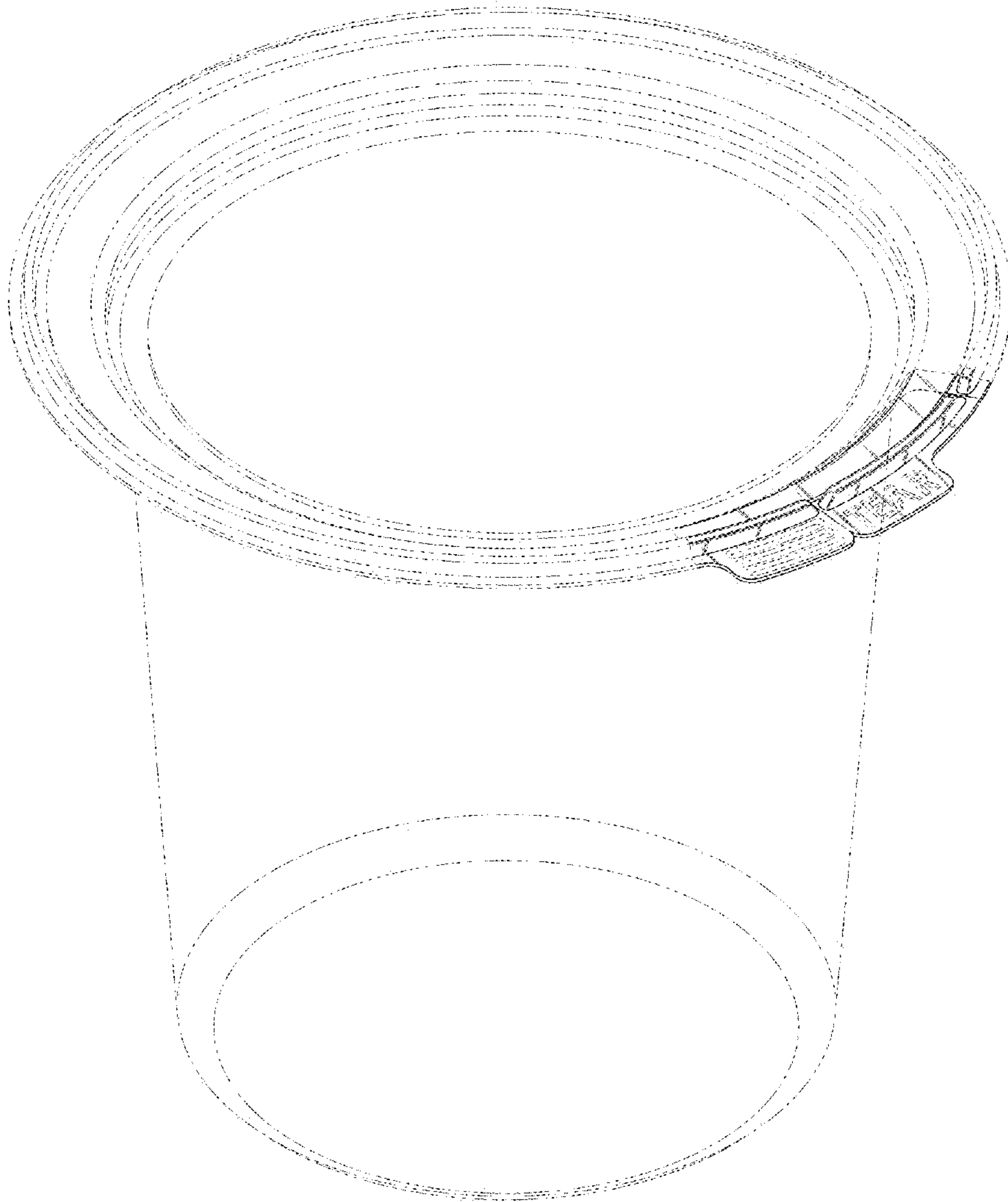


Fig. 1

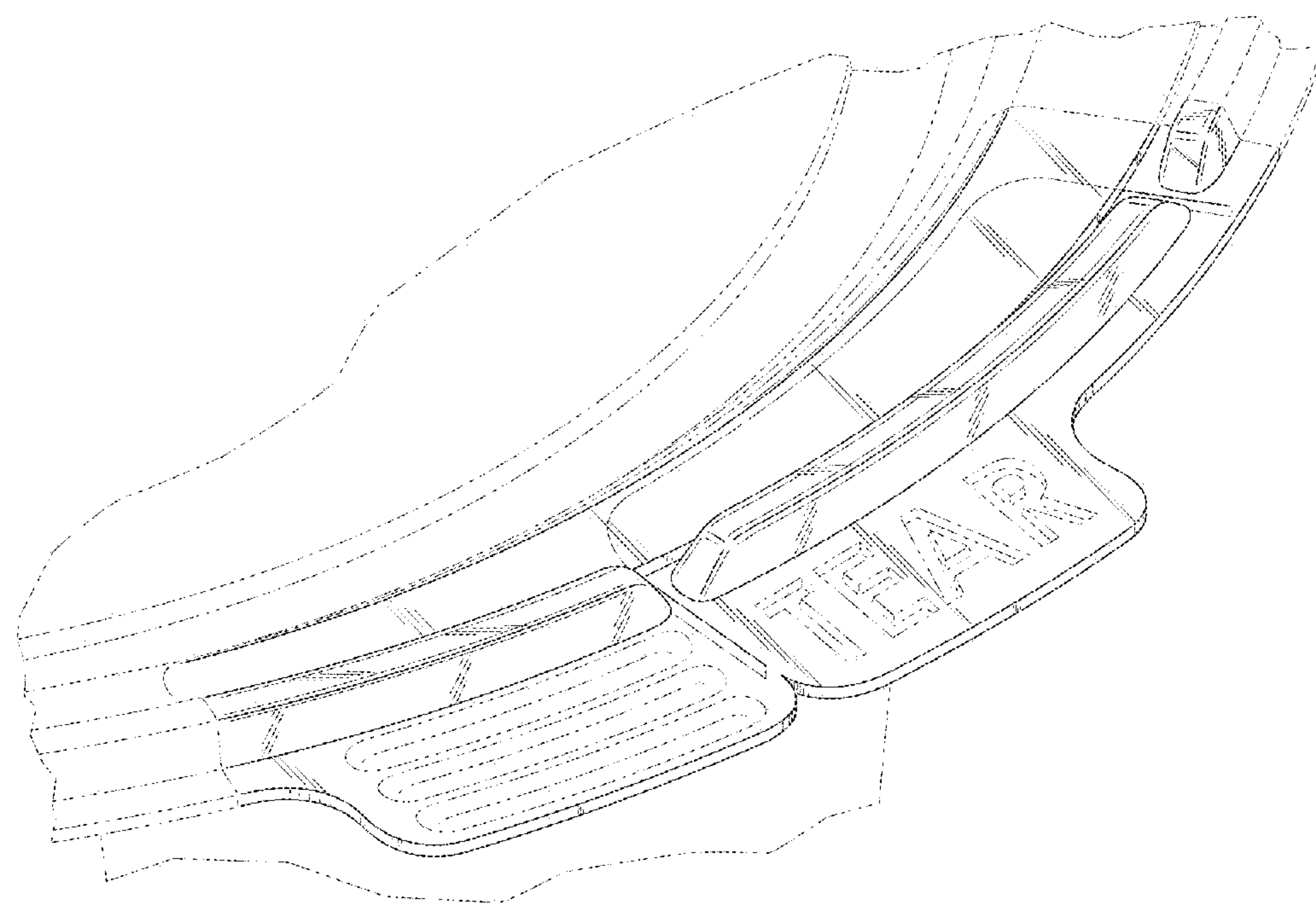


Fig. 2




Fig. 3




Fig. 4




Fig. 5




Fig. 6

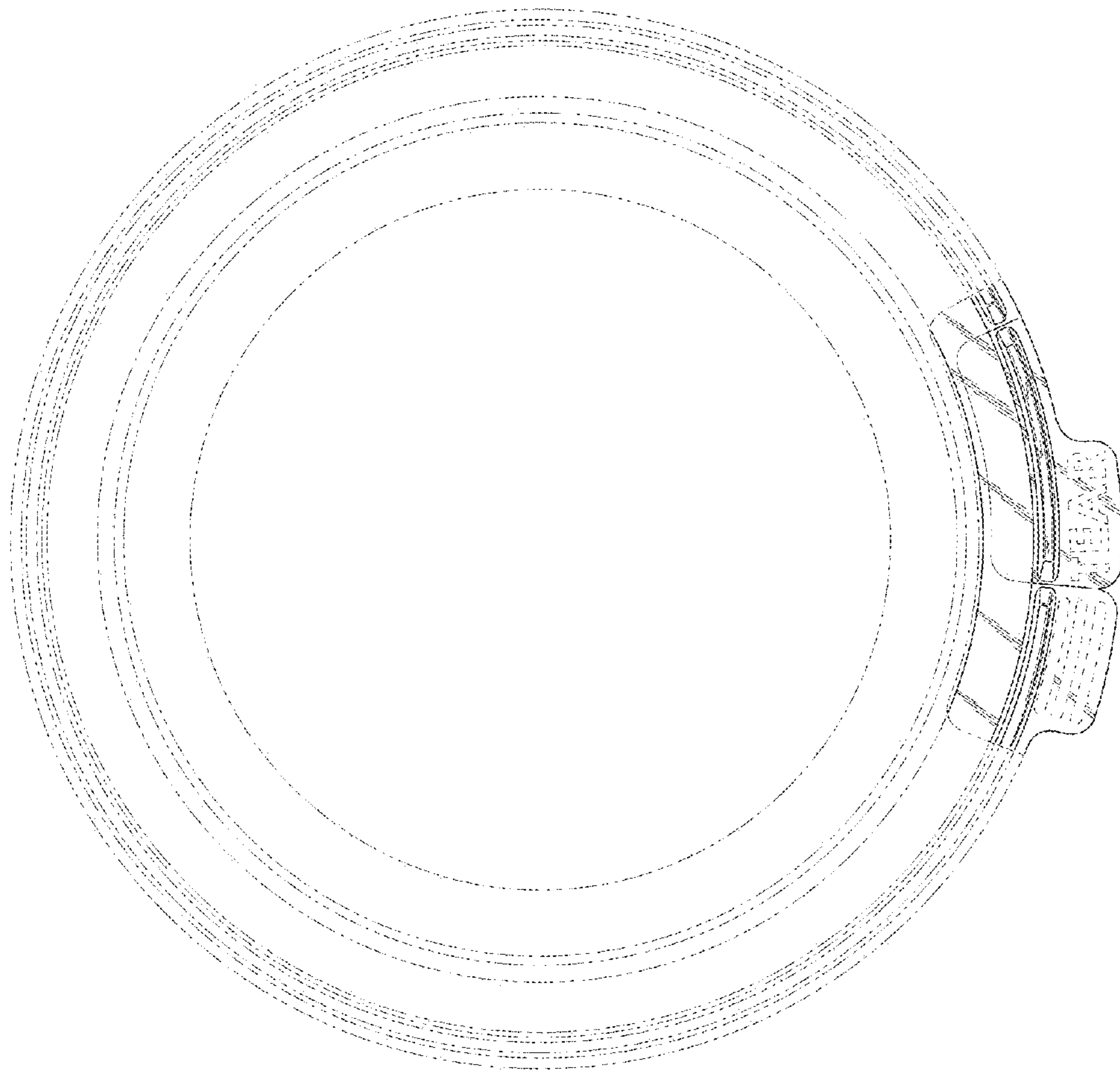


Fig. 7

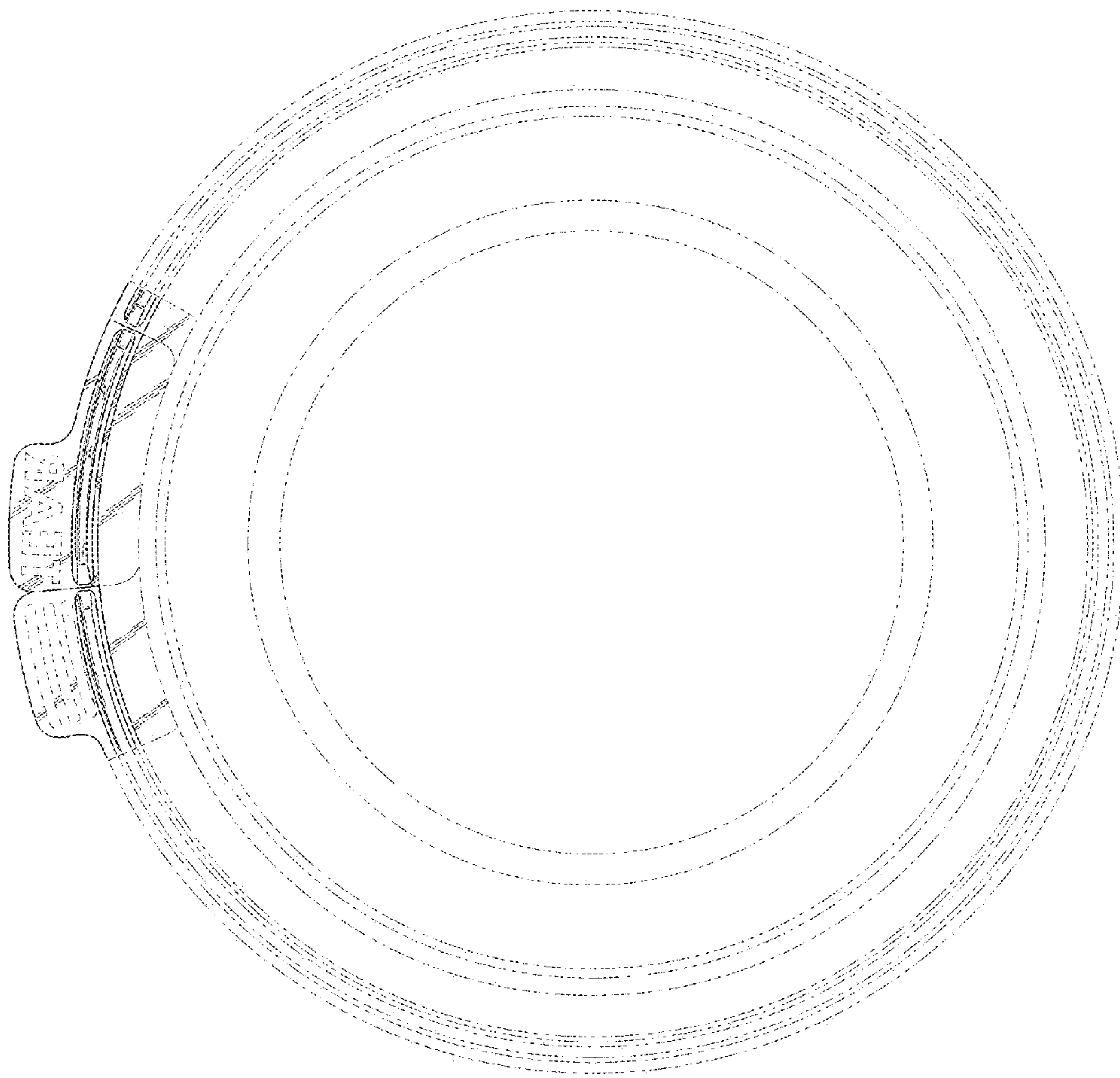


Fig. 8