



US00D746645S

(12) **United States Design Patent**
Truog et al.

(10) **Patent No.:** **US D746,645 S**
(45) **Date of Patent:** **** Jan. 5, 2016**

- (54) **EATING UTENSIL ASSEMBLY WITH SUPPORT MEMBER**
- (71) Applicant: **SNAP OUT SOLUTIONS, LLC**, Lake Mary, FL (US)
- (72) Inventors: **Kimberly Truog**, Lake Mary, FL (US); **Corbet Truog**, Lake Mary, FL (US)
- (73) Assignee: **SNAP OUT SOLUTIONS, LLC**, Lake Mary, FL (US)
- (**) Term: **14 Years**
- (21) Appl. No.: **29/509,051**
- (22) Filed: **Nov. 13, 2014**

Related U.S. Application Data

- (63) Continuation-in-part of application No. 29/482,932, filed on Feb. 24, 2014, now Pat. No. Des. 719,789, and a continuation-in-part of application No. 14/096,425, filed on Dec. 4, 2013.
 - (51) **LOC (10) Cl.** **07-03**
 - (52) **U.S. Cl.**
USPC **D7/644; D7/643; D7/649; D7/653**
 - (58) **Field of Classification Search**
USPC **D7/368, 401.2, 642-645, 649-664, 669, D7/675-677, 683, 688-689, 691; D8/107, D8/300-301; D22/117-118**
CPC **A01D 9/02; A01D 9/04; A01D 9/06; A47G 21/00; A47G 21/004; A47G 21/005; A47G 21/02; A47G 21/023; A47G 21/04; A47G 21/06; A47G 21/08; A47J 43/28; A47J 43/281; A47J 43/282; A61F 13/10; A61J 7/0023; B25G 1/00; B25G 1/01; B25G 1/02; B25G 3/00; B26B 11/00; B65D 75/56; B65D 75/563; B65D 75/566; B67B 7/00; B67B 7/724; B67B 7/73**
- See application file for complete search history.

(56) **References Cited**
U.S. PATENT DOCUMENTS

33,285 A	9/1861	Ames
34,069 A	1/1862	Neill
147,119 A	2/1874	Francis
9,687 A	5/1881	Cox
398,264 A	2/1889	Kisner

(Continued)

FOREIGN PATENT DOCUMENTS

CN	201551071 U	8/2010
CN	202504912 U	10/2012

(Continued)

OTHER PUBLICATIONS

Truog et al., U.S. Appl. No. 14/096,425, filed Dec. 4, 2013.

(Continued)

Primary Examiner — Ricky Pham

(74) *Attorney, Agent, or Firm* — Allen, Dyer, Doppelt, Milbrath & Gilchrist P.A.

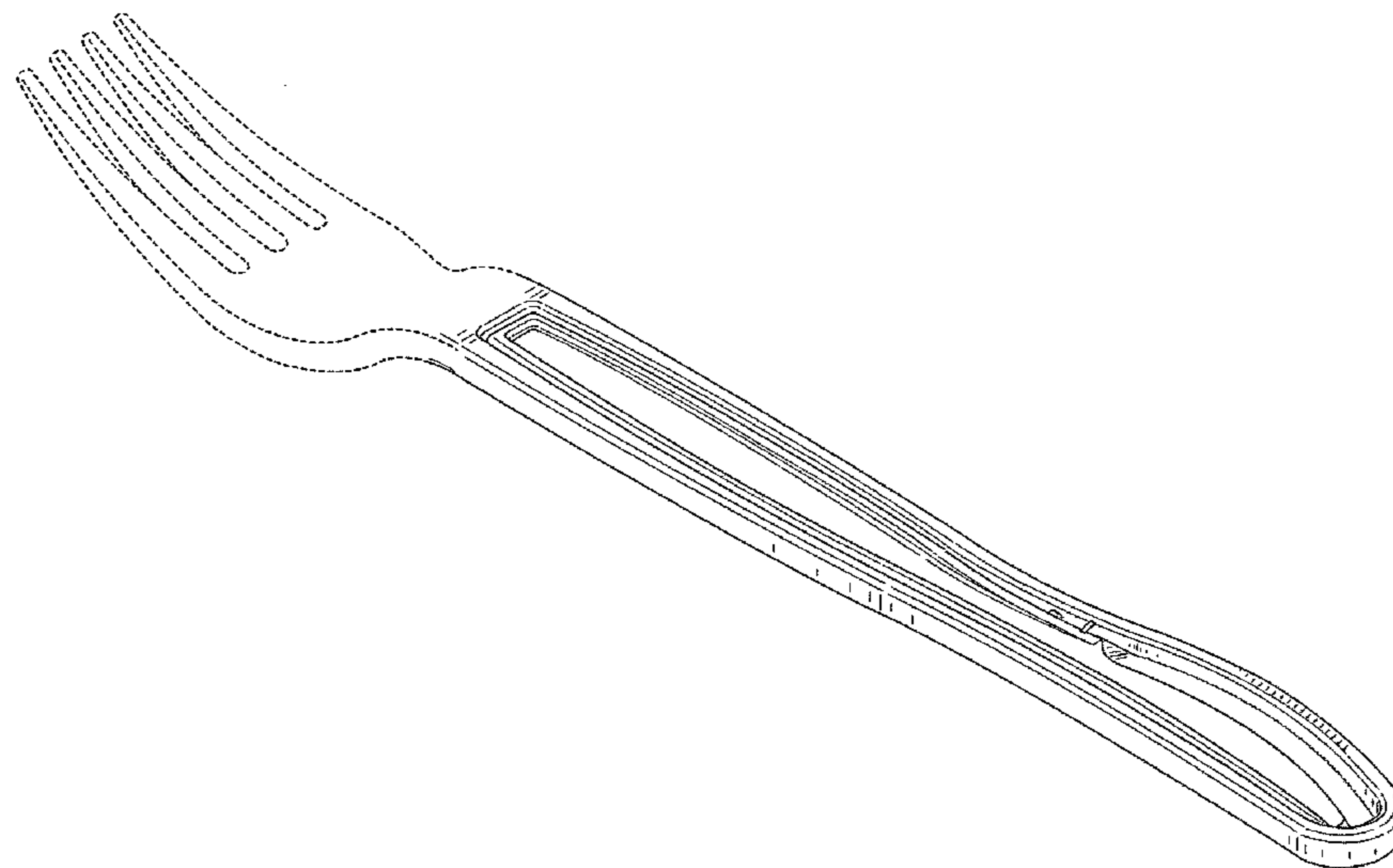
(57) **CLAIM**

The ornamental design for an eating utensil assembly with support member, as shown and described.

DESCRIPTION

FIG. 1 is a perspective view of an eating utensil assembly with support member showing our new design; FIG. 2 is top view thereof; FIG. 3 is a left-side view thereof; FIG. 4 is a right-side view thereof; and, FIG. 5 is a bottom view thereof. The broken line showing of environmental structures is for illustrative purposes only and forms no part of the claimed design.

1 Claim, 2 Drawing Sheets



(56)

References Cited

U.S. PATENT DOCUMENTS

904,553 A 11/1908 McCoy
 1,229,696 A * 6/1917 Woods 30/143
 1,288,617 A * 12/1918 Kupiszewski 30/324
 D53,165 S 4/1919 Janosik
 1,451,542 A * 4/1923 Ftyklo 7/168
 2,185,942 A 1/1940 Frank
 2,318,129 A 5/1943 Torode
 3,664,020 A 5/1972 Hammond et al.
 D249,926 S 10/1978 Wong
 4,922,611 A 5/1990 Levy
 D391,123 S 2/1998 Rey et al.
 5,845,403 A * 12/1998 Nivin 30/147
 D535,857 S 1/2007 Bristow
 D536,222 S * 2/2007 Heiberg et al. D7/645
 D537,302 S * 2/2007 Vrhovski D7/645
 D554,953 S * 11/2007 Smith D7/664
 D607,285 S 1/2010 Julow
 D608,602 S 1/2010 Davies et al.
 D609,060 S 2/2010 Pallotto
 D623,907 S * 9/2010 Lenge D7/650

D634,974 S * 3/2011 Oakes D7/401.2
 D644,071 S * 8/2011 Vanguard D7/643
 D665,630 S 8/2012 Vasavada
 D719,789 S * 12/2014 Truog et al. D7/644
 D730,701 S * 6/2015 Ng D7/650
 2007/0033809 A1 2/2007 Shirazi
 2008/0000092 A1 1/2008 Vanguard
 2011/0035946 A1 2/2011 Menceles
 2013/0232793 A1 9/2013 Fazal

FOREIGN PATENT DOCUMENTS

CN 202959903 U 6/2013
 CN 203106623 U 8/2013
 CN 103385638 A 11/2013
 EP 0257109 A1 3/1988
 JP 2006296868 A 11/2006
 WO 2011139353 A1 11/2011

OTHER PUBLICATIONS

Truog et al., Design U.S. Appl. No. 29/482,940, filed Feb. 24, 2014.

* cited by examiner

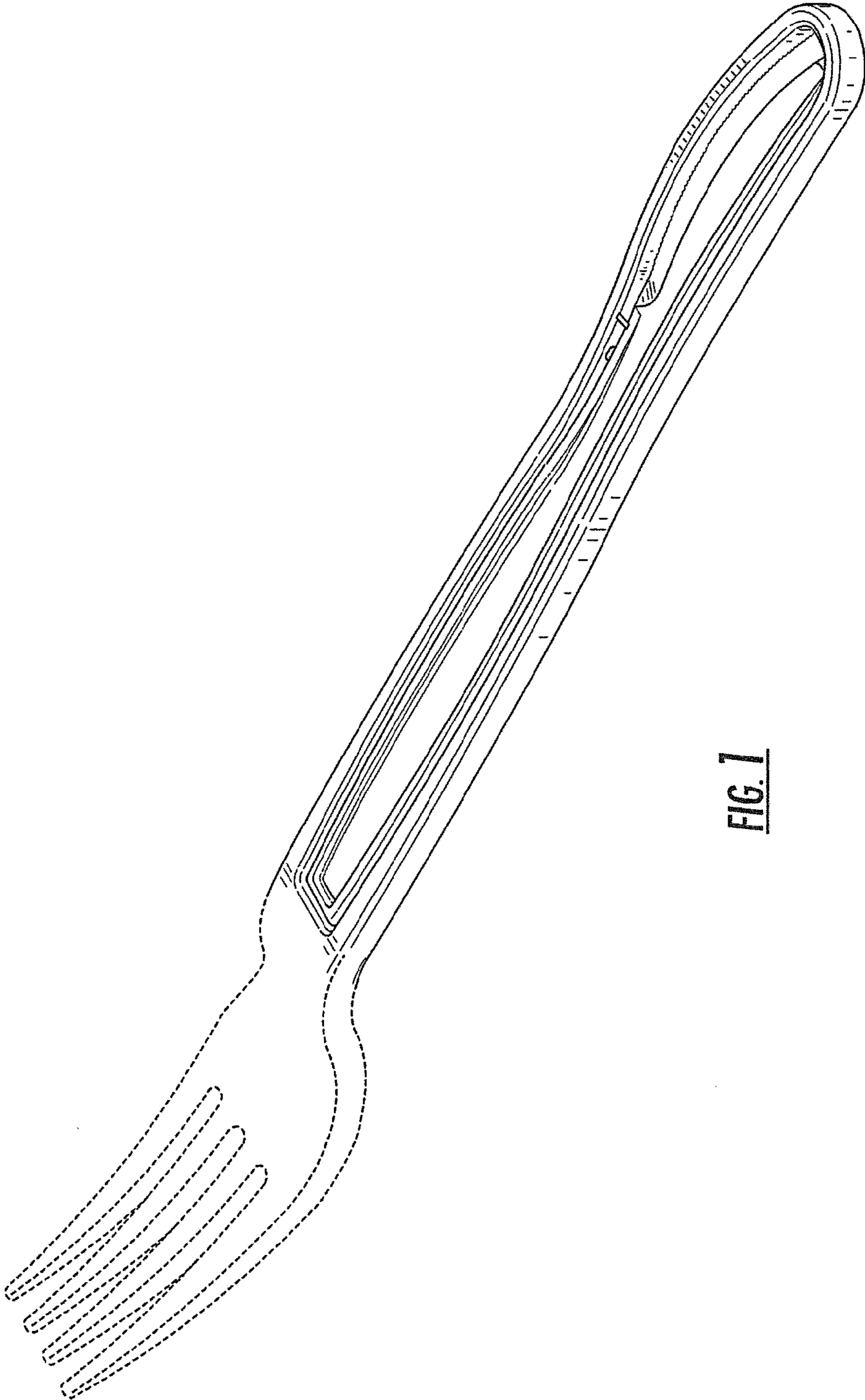


FIG. 1




FIG. 2

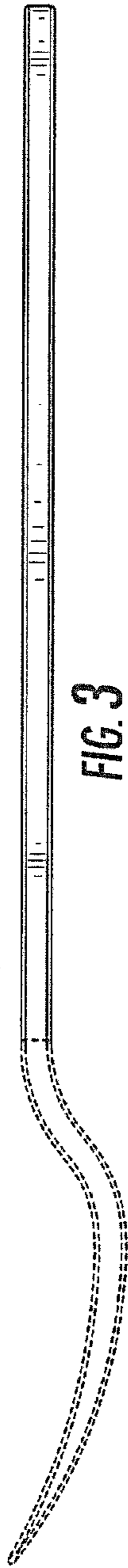


FIG. 3

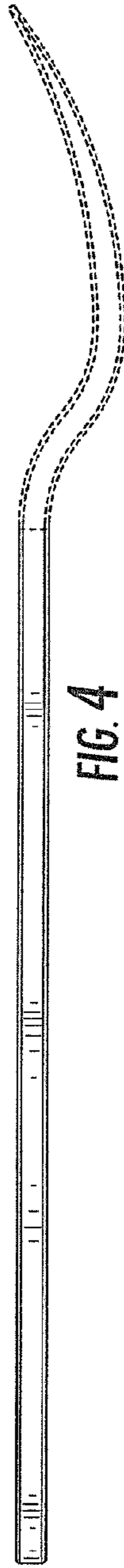


FIG. 4

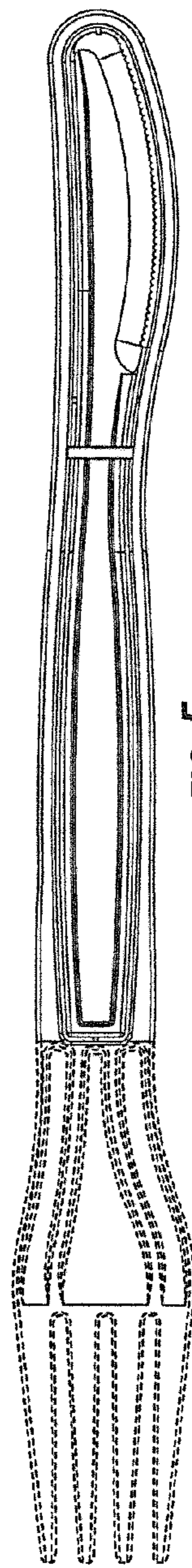


FIG. 5