



US00D746627S

(12) **United States Design Patent**
Puigbo

(10) **Patent No.:** **US D746,627 S**
(45) **Date of Patent:** **** Jan. 5, 2016**

(54) **POT**

(56)

References Cited

(71) Applicant: **PLASTICOS FACA, S.A.**, Barcelona
(ES)

(72) Inventor: **Aniceto Canamasas Puigbo**, Barcelona
(ES)

(73) Assignee: **PLASTICOS FACA, S.A.**, Barcelona
(ES)

(**) Term: **14 Years**

(21) Appl. No.: **29/489,441**

(22) Filed: **Apr. 30, 2014**

(30) **Foreign Application Priority Data**

Aug. 11, 2013 (EP) 002341909-0001

(51) **LOC (10) Cl.** **07-02**

(52) **U.S. Cl.**
USPC **D7/356**

(58) **Field of Classification Search**
USPC D7/323, 354-363, 391, 393-396, 409;
D9/449, 503, 504, 529, 560, 690, 719,
D9/746; D28/76, 88
CPC . A45D 33/00; A45D 33/006; A45D 40/0075;
A47G 19/12; A47J 27/00; A47J 27/002;
A47J 27/08; A47J 27/21; A47J 27/58; A47J
36/025; A47J 36/06; A47J 36/12; A47J 37/00;
A47J 37/10; A47J 37/101; A47J 37/103;
A47J 37/12; A47J 37/1204; A47J 45/061;
A47J 45/071; A47J 45/08; B65D 51/18;
H05B 6/12

See application file for complete search history.

U.S. PATENT DOCUMENTS

4,162,010	A *	7/1979	Hovsepian	206/229
D400,787	S *	11/1998	Keener	D9/719
6,009,885	A *	1/2000	Nam	132/293
D424,750	S *	5/2000	Zalzal	D28/76
6,422,424	B1 *	7/2002	Sheffler	222/138
D478,513	S *	8/2003	Canamasas Puigbo	D9/529
D480,307	S *	10/2003	Canamasas Puigbo	D9/504
D493,721	S *	8/2004	Puigbo	D9/504
D503,829	S *	4/2005	Tanii et al.	D28/76
D515,439	S *	2/2006	Pace	D9/746
D530,208	S *	10/2006	Danne et al.	D9/504
7,121,420	B2 *	10/2006	Baudin	220/256.1
D547,661	S *	7/2007	Blasko et al.	D9/529

(Continued)

Primary Examiner — Ricky Pham

(74) *Attorney, Agent, or Firm* — Sturm & Fix LLP

(57)

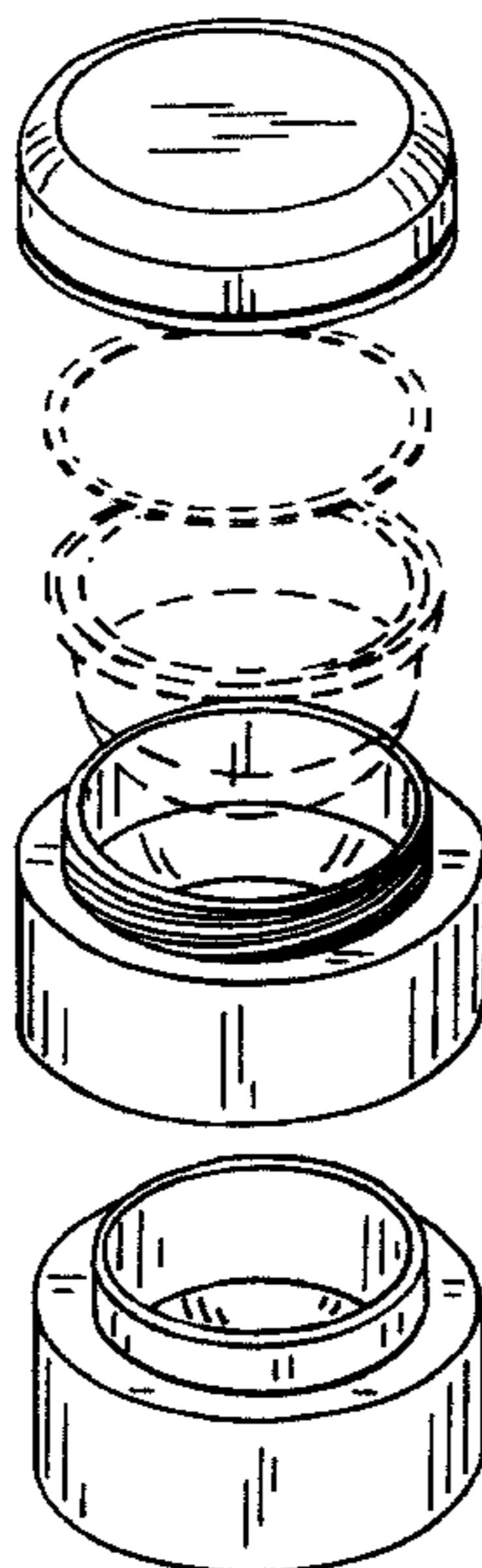
CLAIM

The ornamental design for a pot, as shown and described.

DESCRIPTION

FIG. 1 is a perspective view of the upper part of the pot with a lid attached thereto, showing my new design;
FIG. 2 is a top view of the upper part of the pot;
FIG. 3 is a front elevational view of the upper part of the pot, the opposite side being a mirror image of the side shown;
FIG. 4 is a bottom view of the upper part of the pot;
FIG. 5 is an exploded view of the various parts of the claimed design, including the upper and a lower part of the pot;
FIG. 6 is a perspective view of the lower part of the pot;
FIG. 7 is a top view of the lower part of the pot;
FIG. 8 is a front elevational view of the lower part of the pot;
and,
FIG. 9 is a bottom view of the lower part of the pot.
The broken lines shown in the drawings are for illustrative purposes only and form no part of the claimed design.

1 Claim, 2 Drawing Sheets



(56)

References Cited

U.S. PATENT DOCUMENTS

D555,835 S *	11/2007	Song	D28/76	D601,022 S *	9/2009	Zamberlan et al.	D9/503
D565,412 S *	4/2008	Fuller	D9/503	D604,160 S *	11/2009	DeMarco	D9/449
D578,891 S *	10/2008	Canamasas Puigbo	D9/500	D604,630 S *	11/2009	Canamasas Puigbo	D9/560
D588,916 S *	3/2009	DeMarco	D9/504	D621,261 S *	8/2010	DeMarco	D9/504
D595,578 S *	7/2009	Del Tedesco Zamberlan et al.	D9/504	D634,202 S *	3/2011	Zamberlan et al.	D9/504
					D649,056 S *	11/2011	Puigbo	D9/504
					D657,691 S *	4/2012	Lim	D9/690
					D733,967 S *	7/2015	Schlatter	D28/88

* cited by examiner

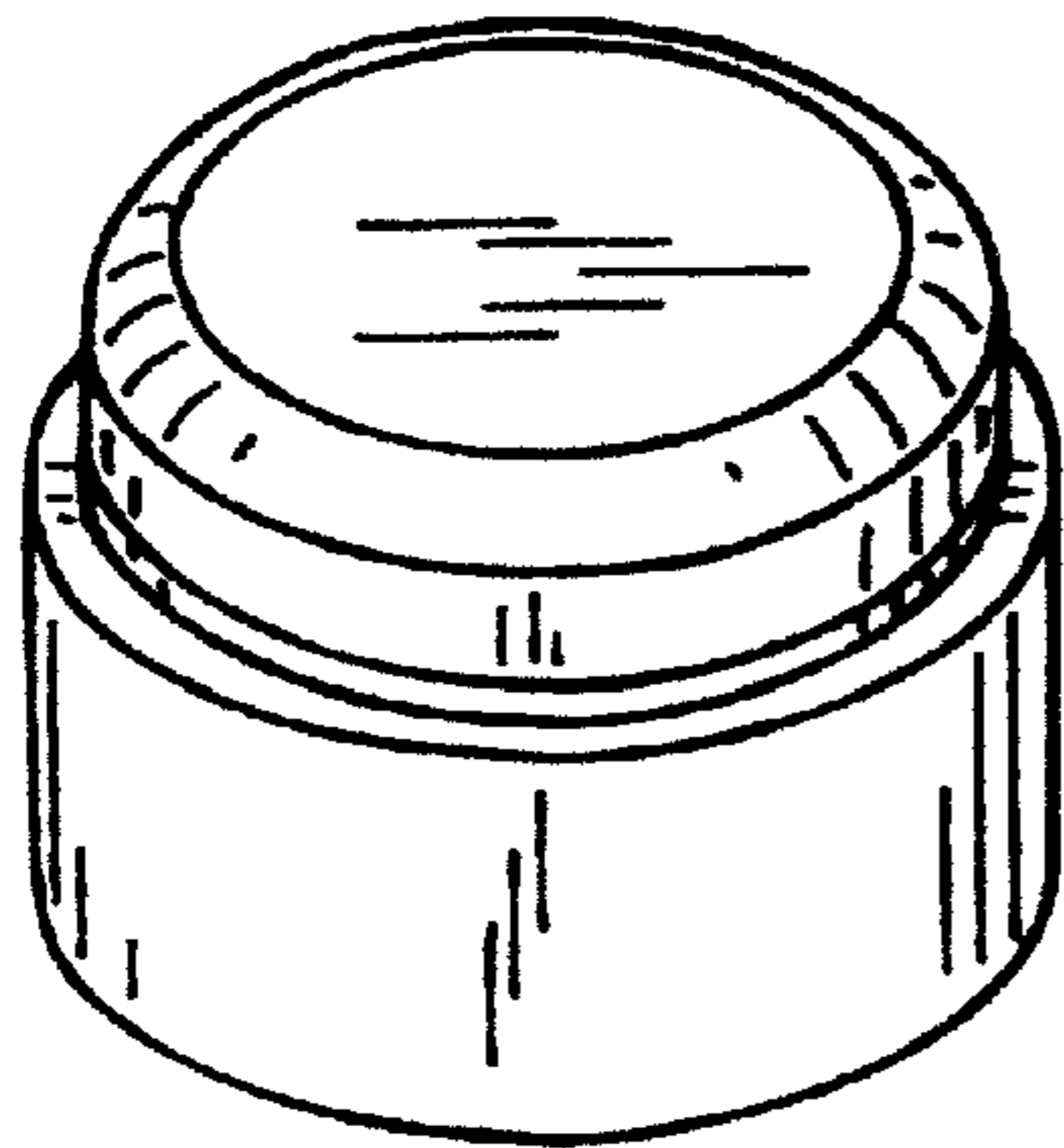


Fig. 1

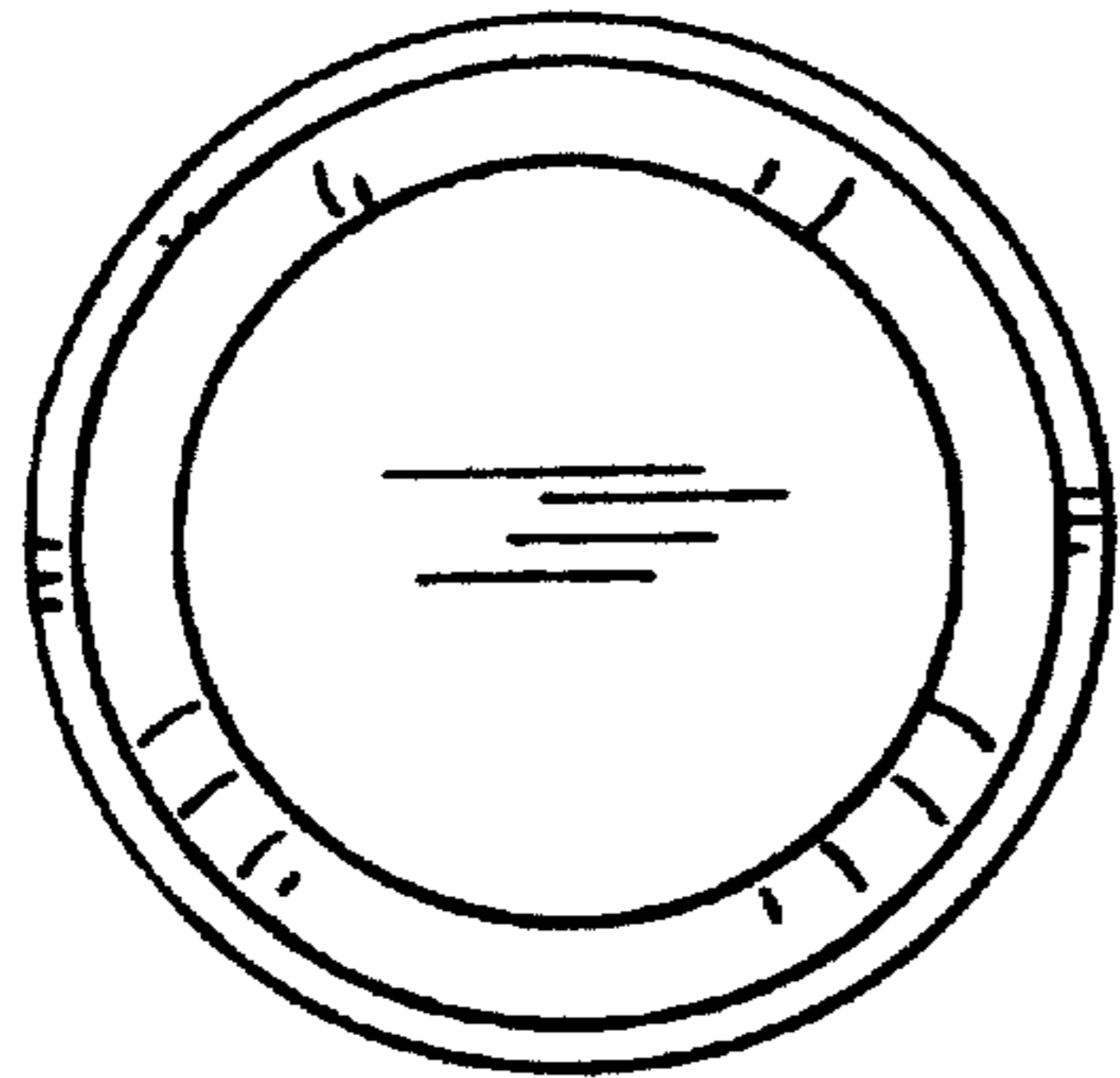


Fig. 2

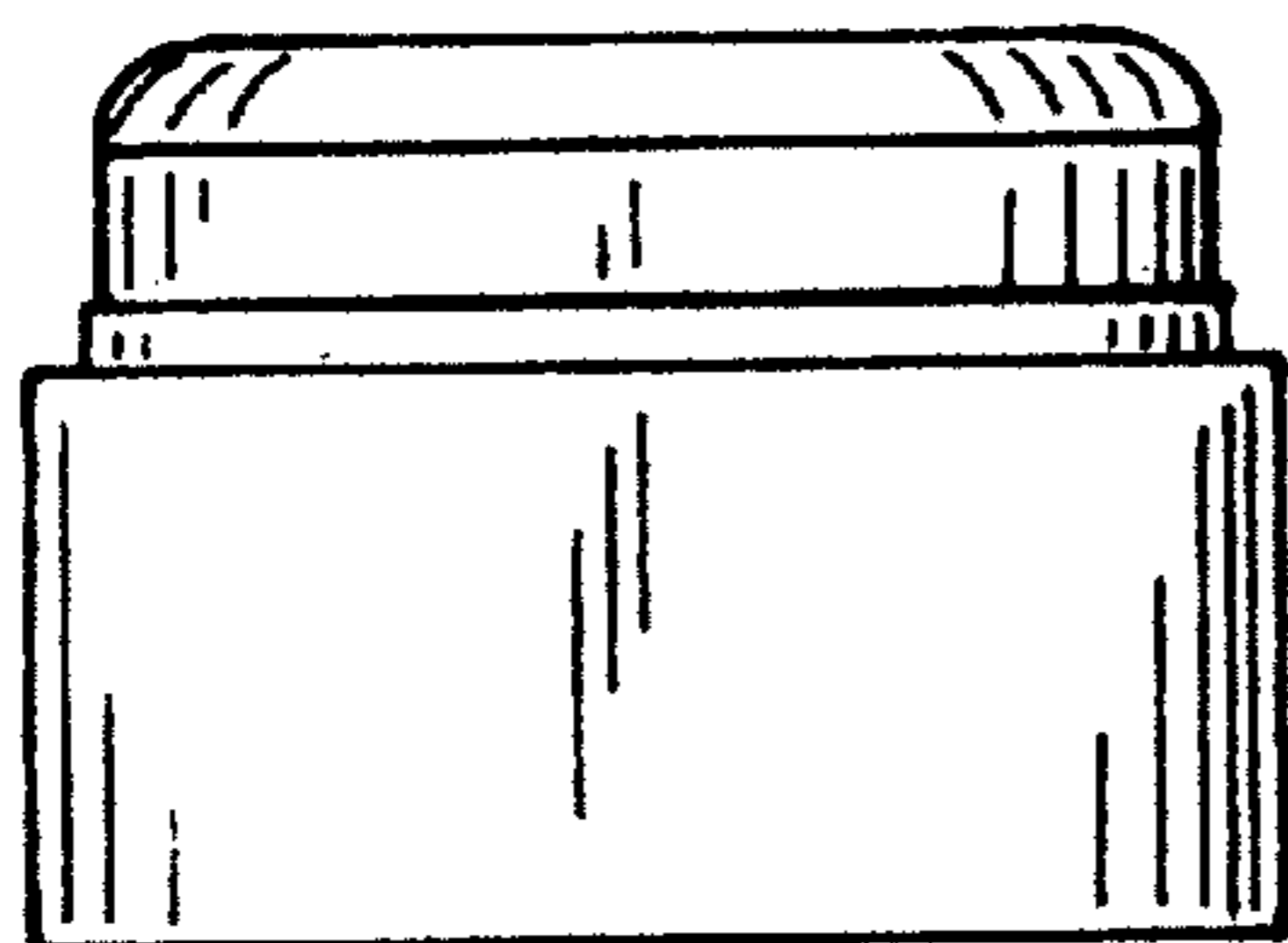


Fig. 3

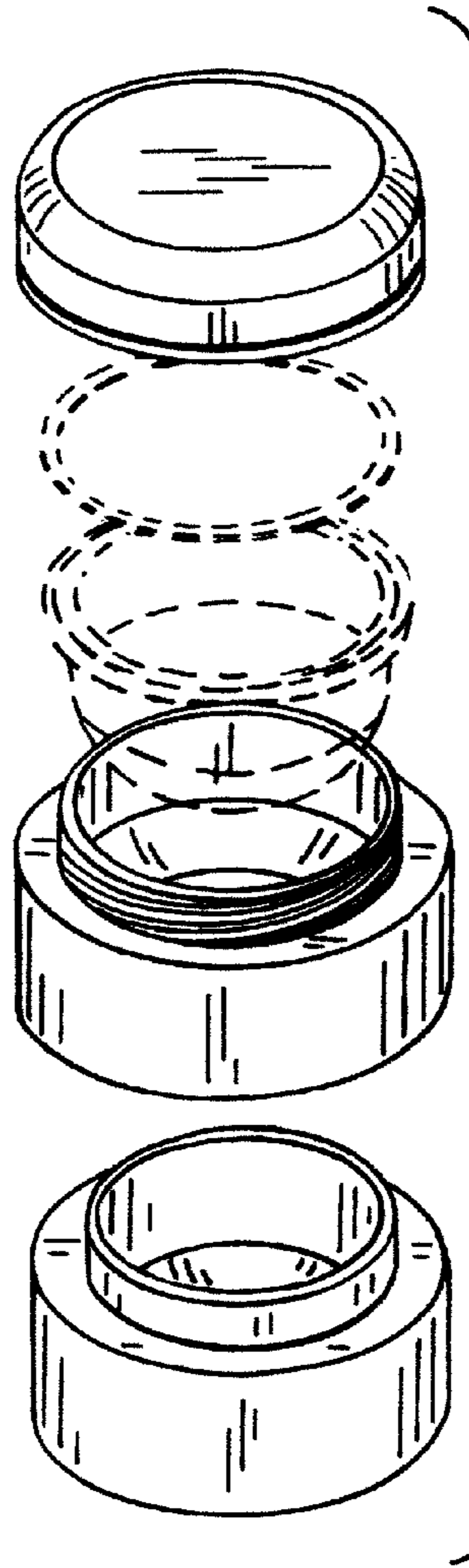


Fig. 5

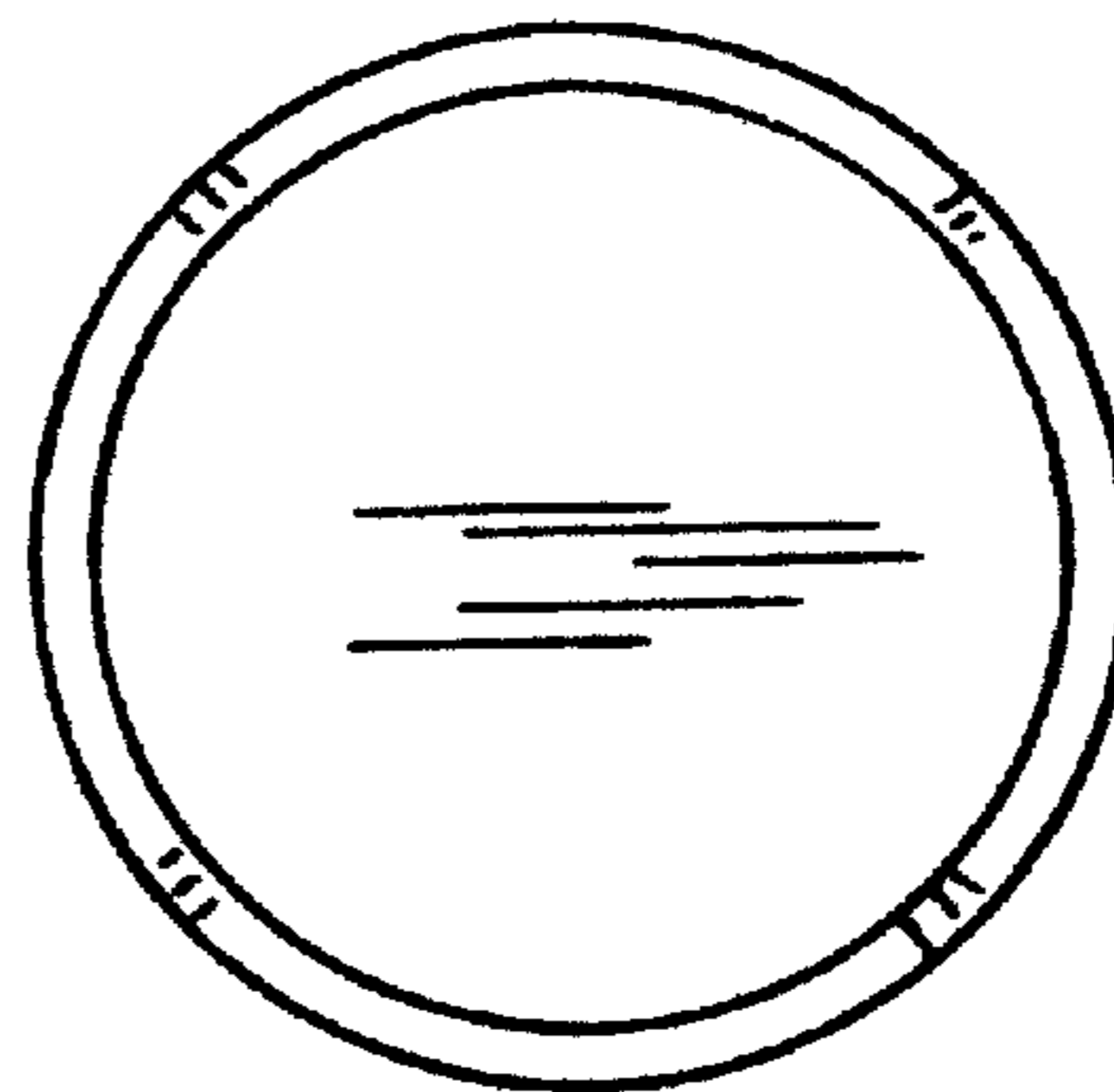


Fig. 4

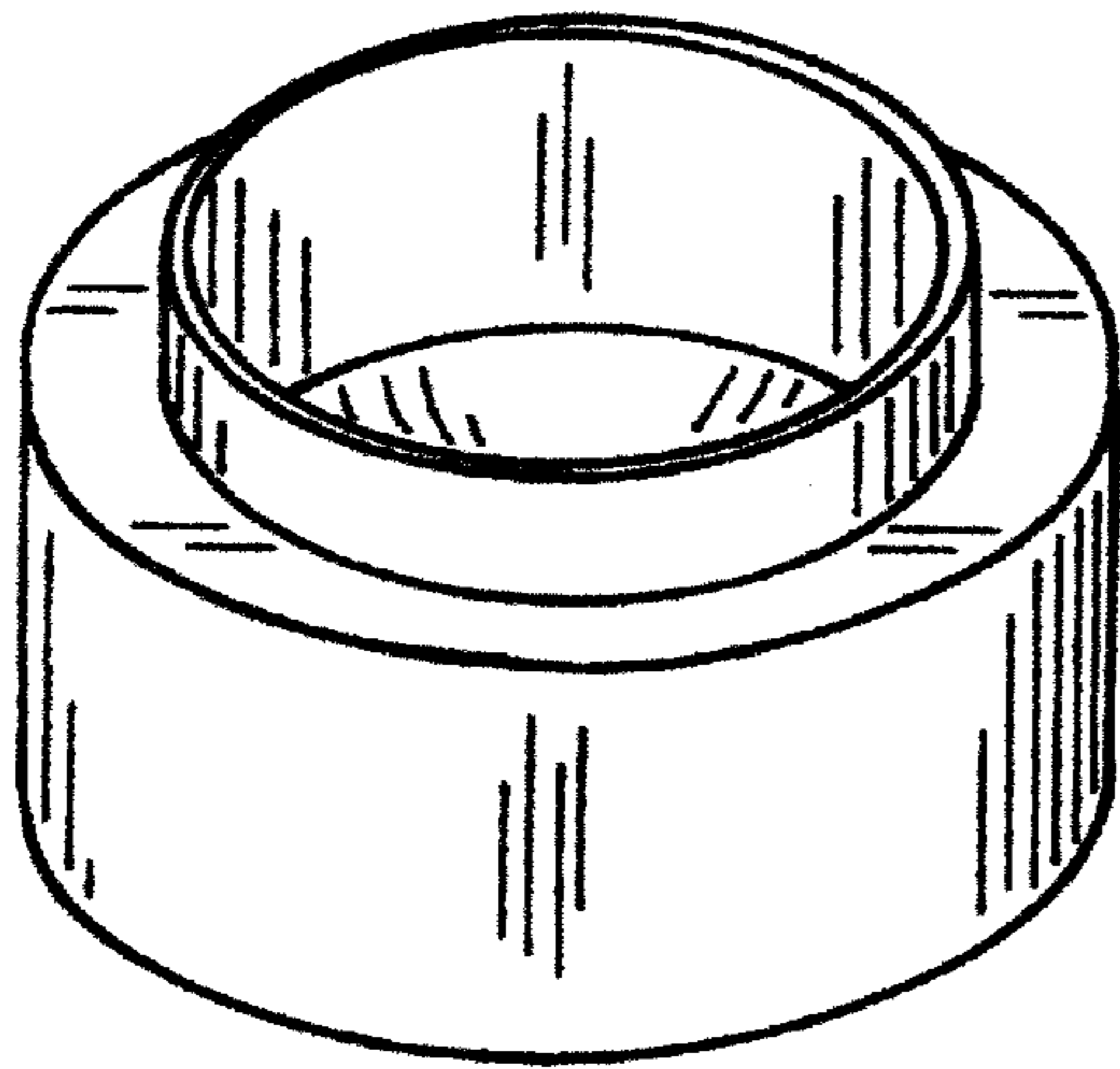


Fig. 6

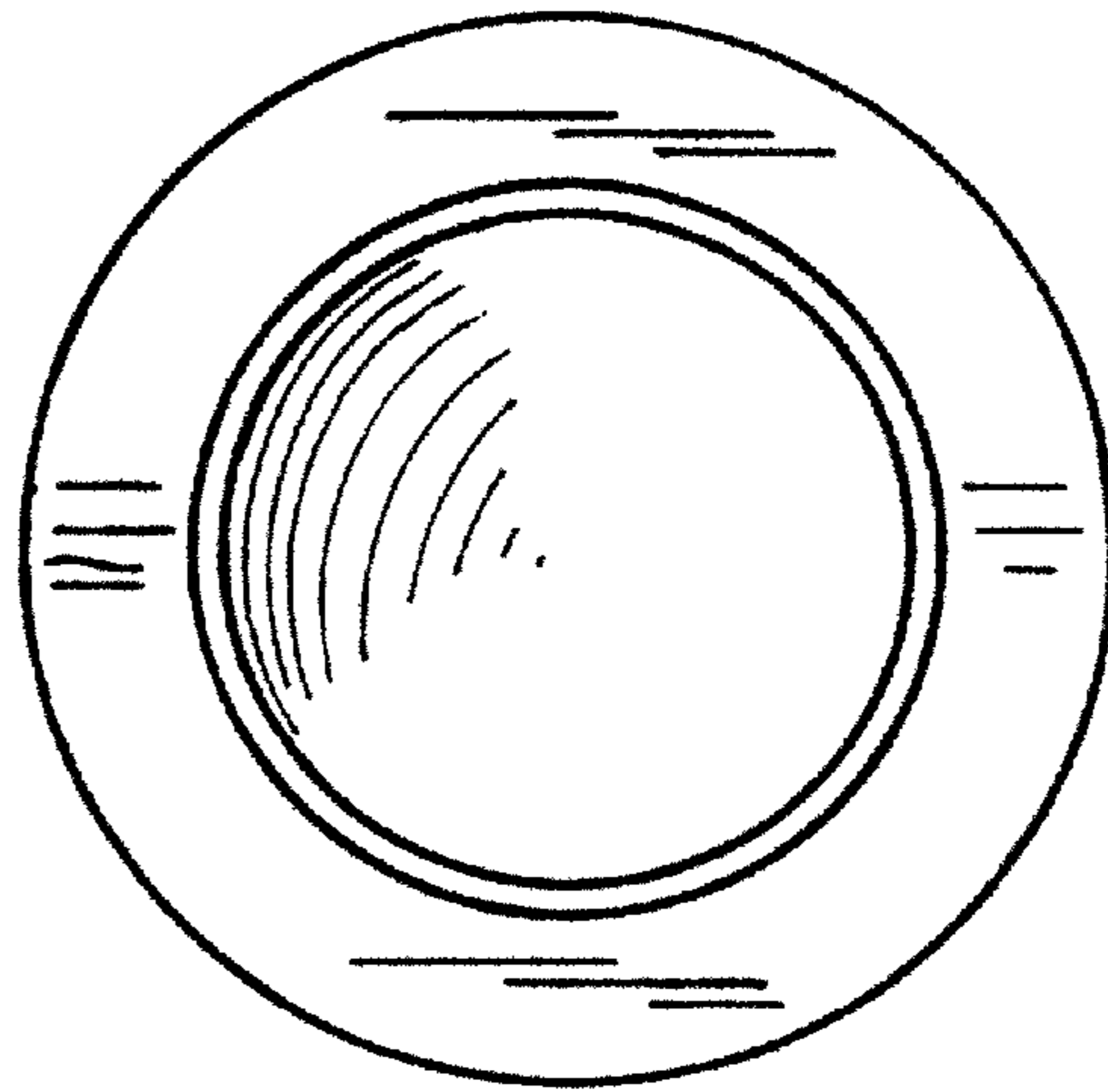


Fig. 7

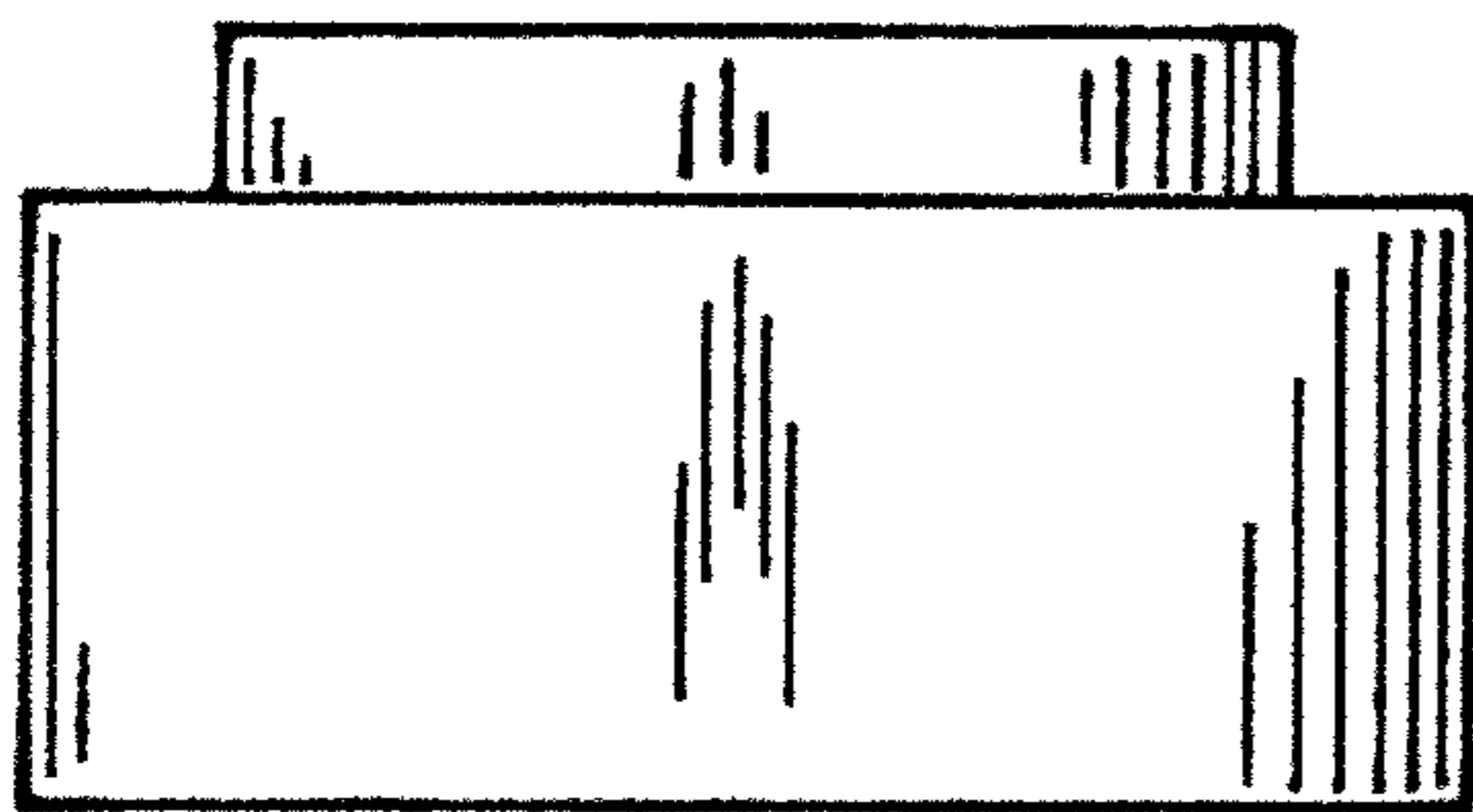


Fig. 8

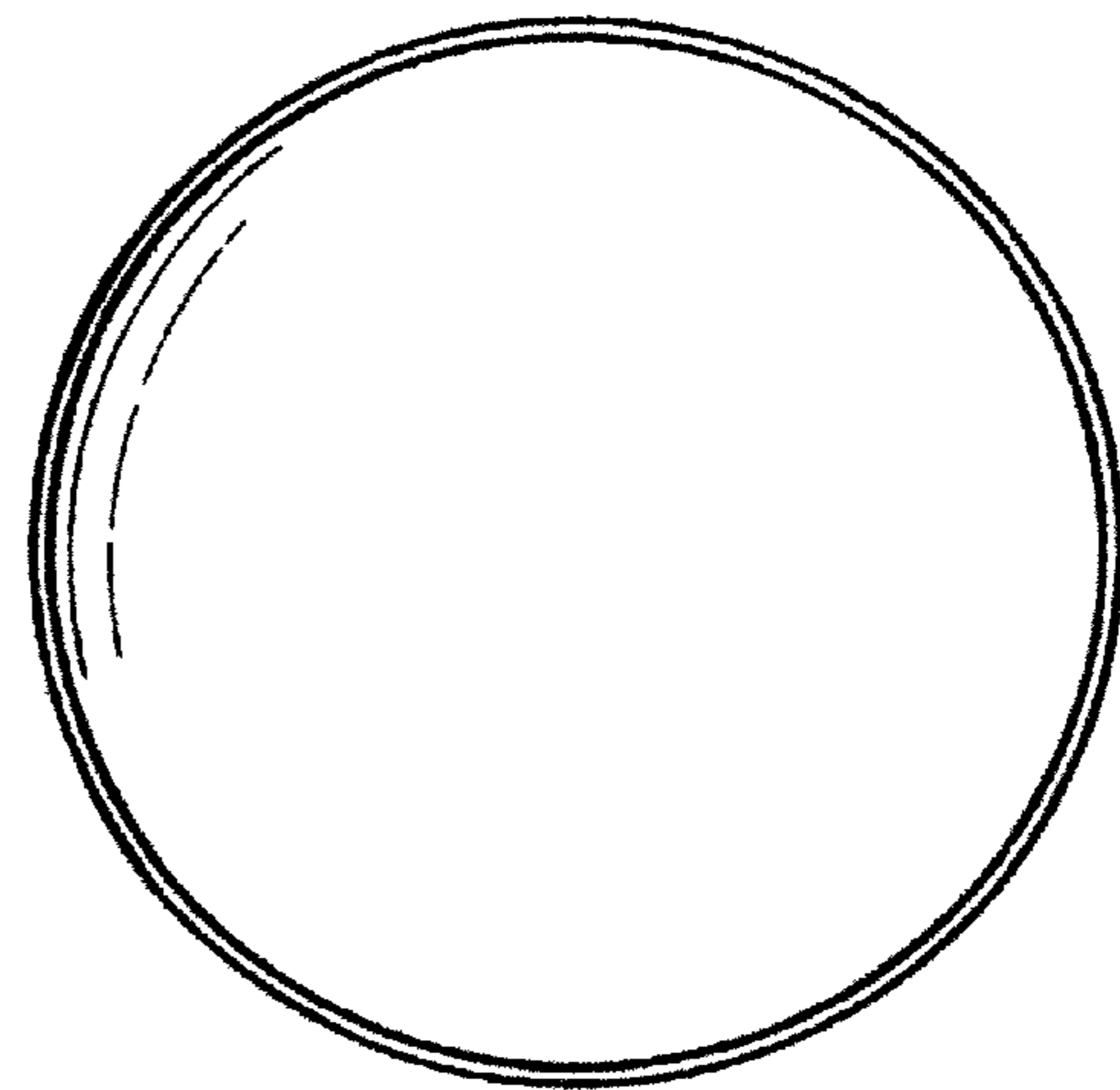


Fig. 9