



US00D746626S

(12) **United States Design Patent**
Lagsdin

(10) **Patent No.:** **US D746,626 S**
(45) **Date of Patent:** **** *Jan. 5, 2016**

(54) **BAKING SHEET**

(71) Applicant: **Andris Lagsdin**, Cohasset, MA (US)

(72) Inventor: **Andris Lagsdin**, Cohasset, MA (US)

(*) Notice: This patent is subject to a terminal disclaimer.

(**) Term: **14 Years**

(21) Appl. No.: **29/491,089**

(22) Filed: **May 16, 2014**

(51) **LOC (10) Cl.** **07-02**

(52) **U.S. Cl.**
USPC **D7/354**

(58) **Field of Classification Search**
USPC D7/323, 354-361, 409, 543, 545, 549,
D7/550.1, 553.1-553.8, 554.1-554.4, 555,
D7/584, 586, 688; D9/430-433, 455-456,
D9/737, 756-762
CPC A21B 3/00; A21B 3/003; A21B 3/13;
A21B 3/15; A21B 3/134; A21B 5/00; A21B
5/02; A47B 11/00; A47G 23/06; A47J
36/022; A47J 36/025; A47J 36/027; A47J
37/00; A47J 37/04; A47J 43/28; A47J 43/284;
B65D 1/22; B65D 1/24; B65D 1/34; B65D
1/36; B65D 81/343; B65D 85/36

See application file for complete search history.

(56) **References Cited**

U.S. PATENT DOCUMENTS

846,948 A *	3/1907	Richter	108/139
2,501,799 A *	3/1950	Vredenburg	126/385.1
3,581,970 A *	6/1971	Colato	220/626
D288,396 S *	2/1987	Ritman	D7/586
D297,297 S *	8/1988	Lacey	D7/354
D373,284 S *	9/1996	Hirst	D7/354
D458,796 S *	6/2002	Kellermann	D7/360
D509,099 S *	9/2005	Haugen	D7/354
D532,247 S *	11/2006	Copeland	D7/354
D594,270 S *	6/2009	Rae	D7/354
D665,225 S *	8/2012	Zakula et al.	D7/409
D689,731 S *	9/2013	Dorion	D7/354
D700,003 S *	2/2014	Lagsdin	D7/354

* cited by examiner

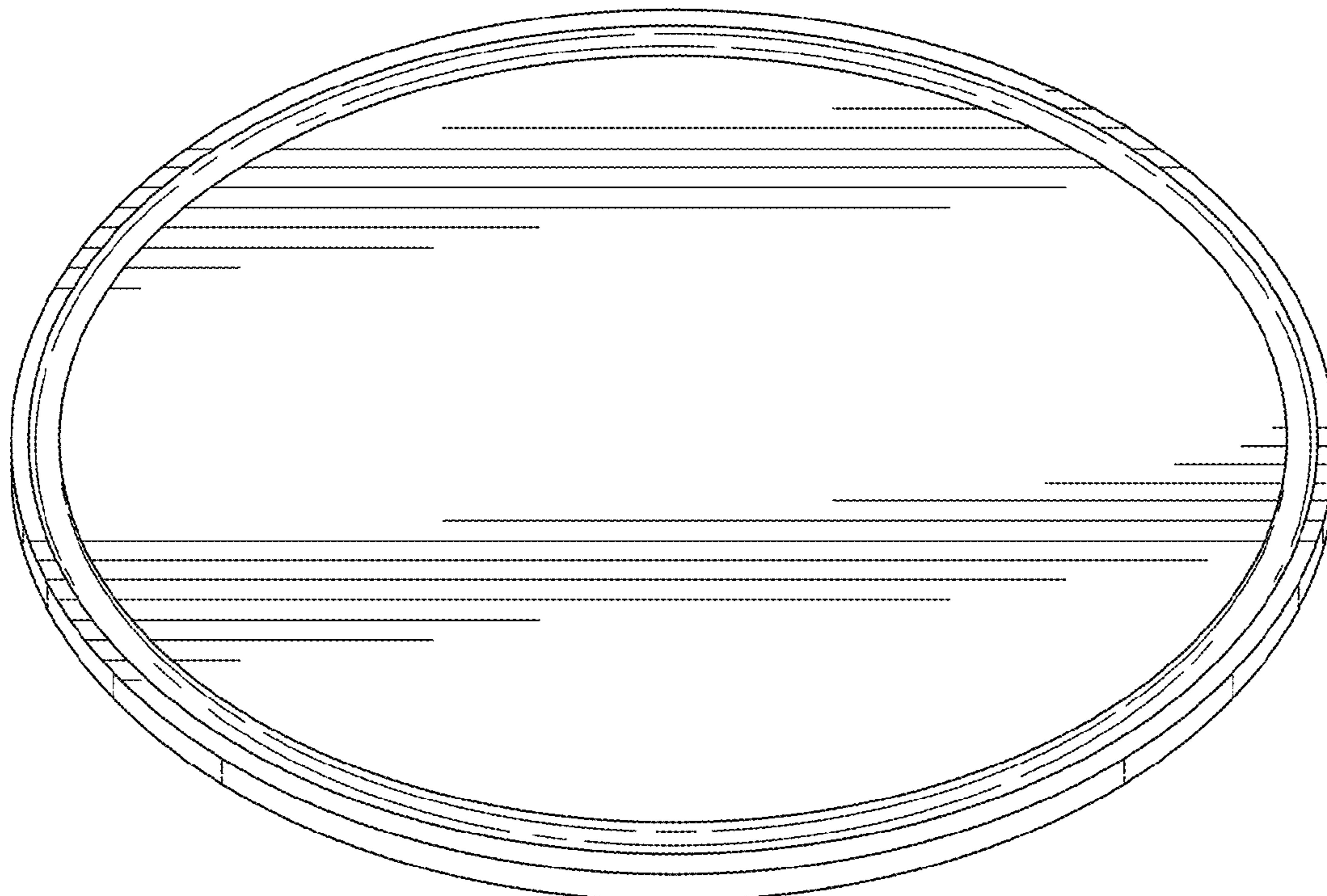
Primary Examiner — Ricky Pham
(74) *Attorney, Agent, or Firm* — David M. Driscoll, Esq.

(57) **CLAIM**
The ornamental design for a baking sheet, as shown.

DESCRIPTION

FIG. 1 is a perspective view of a baking sheet;
FIG. 2 is a top plan view thereof;
FIG. 3 is an enlarged cross-sectional view along line 3-3 of FIG. 2;
FIG. 4 is a bottom plan view thereof;
FIG. 5 is a front elevational view thereof;
FIG. 6 is a rear elevational view thereof;
FIG. 7 is a right side elevational view thereof; and,
FIG. 8 is a left side elevational view thereof.

1 Claim, 4 Drawing Sheets



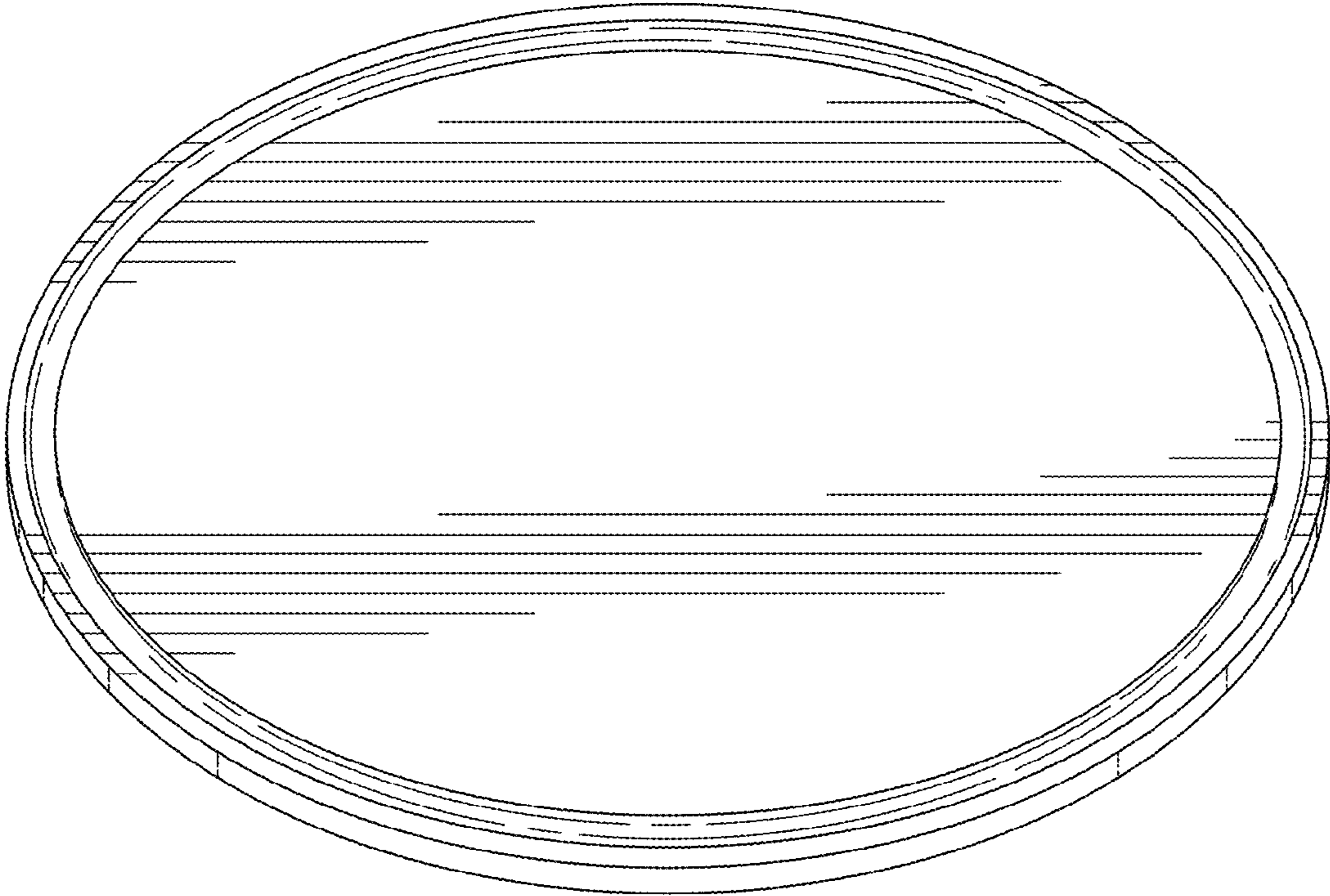


FIG. 1

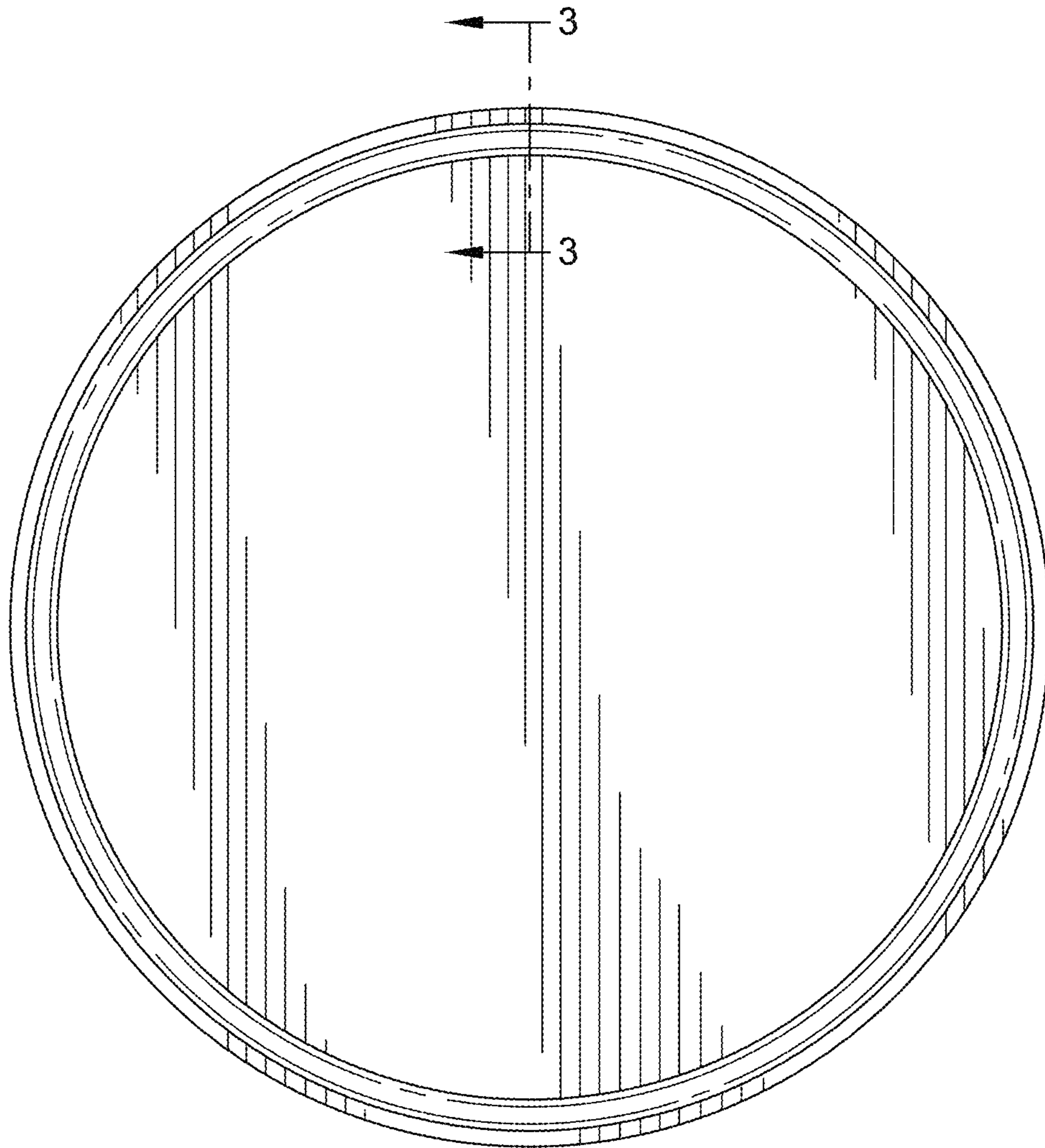


FIG. 2




FIG. 3

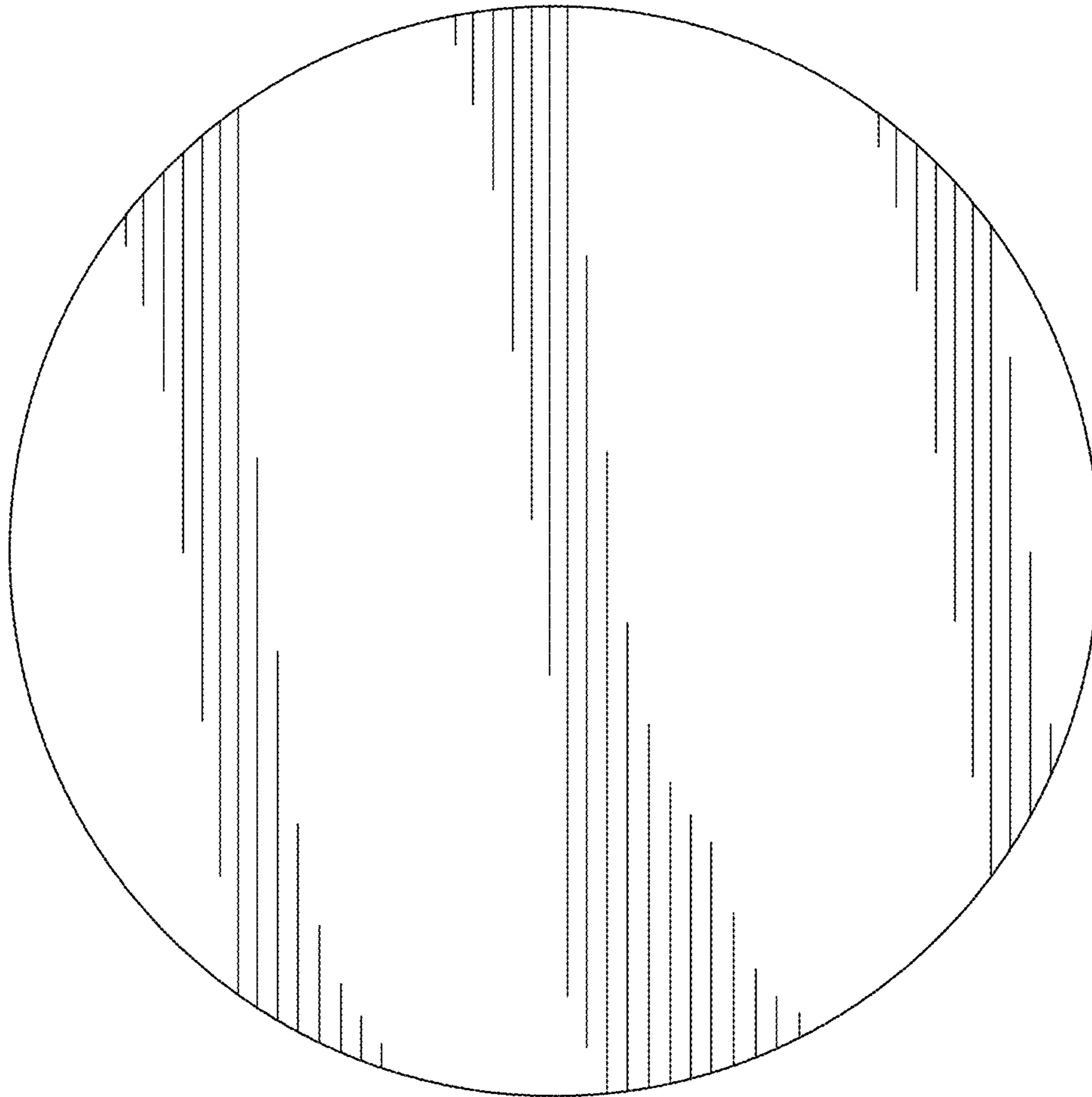


FIG. 4




FIG. 5

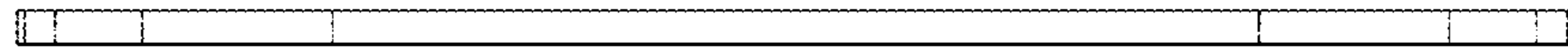


FIG. 6

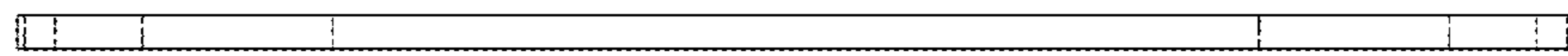


FIG. 7



FIG. 8