



US00D746625S

(12) **United States Design Patent**
Miller et al.

(10) **Patent No.:** **US D746,625 S**
(45) **Date of Patent:** **** Jan. 5, 2016**

- (54) **PIZZA OVEN**
- (71) Applicant: **Spectrum Brands, Inc.**, Middleton, WI (US)
- (72) Inventors: **Randy Scott Miller**, DeForest, WI (US); **Francisco Javier Barquin**, Madison, WI (US)
- (73) Assignee: **SPECTRUM BRANDS, INC.**, Middleton, WI (US)

- D629,639 S * 12/2010 Fernandez D7/350.1
- D635,815 S * 4/2011 De'Longhi D7/350.1
- D638,249 S 5/2011 Ryan et al.
- D662,349 S * 6/2012 Ho D7/350.1
- D662,759 S 7/2012 Blacken et al.
- D673,000 S * 12/2012 De' Longhi D7/350.1
- D675,475 S * 2/2013 Yoon D7/351
- D678,711 S * 3/2013 Reiner D7/350.1
- D693,166 S * 11/2013 Measom D7/350.1
- D708,005 S * 7/2014 Kurt D7/350.4
- D717,579 S * 11/2014 Gregory D7/350.4
- D736,554 S * 8/2015 Steiner D7/350.1

(**) Term: **14 Years**

(21) Appl. No.: **29/516,372**

(22) Filed: **Jan. 30, 2015**

(51) **LOC (10) Cl.** **07-02**

(52) **U.S. Cl.**
USPC **D7/350.1**

(58) **Field of Classification Search**
USPC D7/332, 334-337, 402-405, 417, 338, D7/348; 126/275 E; D9/433
CPC A47J 37/0704; A47J 37/0763; A47J 37/0745; A47J 37/0713; A47J 37/0768; A47J 37/079; A47J 36/26; A47J 39/00; F24B 1/205; F24B 1/02; F24B 15/04; F24C 3/14; F24C 3/027; F24C 15/08; F47J 33/00; B65D 7/26; B65D 7/24; B65D 85/1045; B65D 85/18; A23B 4/052

See application file for complete search history.

(56) **References Cited**

U.S. PATENT DOCUMENTS

- D381,861 S * 8/1997 Rorke D7/350.4
- D412,637 S * 8/1999 Piret D7/350.4
- D466,757 S * 12/2002 Hsu D7/350.1
- D521,799 S * 5/2006 Ledingham D7/350.1
- D602,306 S * 10/2009 Lavy D7/350.1
- D621,202 S 8/2010 Pino et al.
- D628,432 S * 12/2010 Pino D7/350.1
- D628,433 S 12/2010 Pino et al.

FOREIGN PATENT DOCUMENTS

- EM 002115428-0007 10/2012
- EM 002395749-0004 2/2014

* cited by examiner

Primary Examiner — Ruth McInroy

(74) *Attorney, Agent, or Firm* — Banner & Witcoff, Ltd.

(57) **CLAIM**

The ornamental design for a pizza oven, as shown and described.

DESCRIPTION

FIG. 1 is a front perspective view of a pizza oven showing our new design;

FIG. 2 is a front view thereof;

FIG. 3 is a rear view thereof;

FIG. 4 is a right side view thereof;


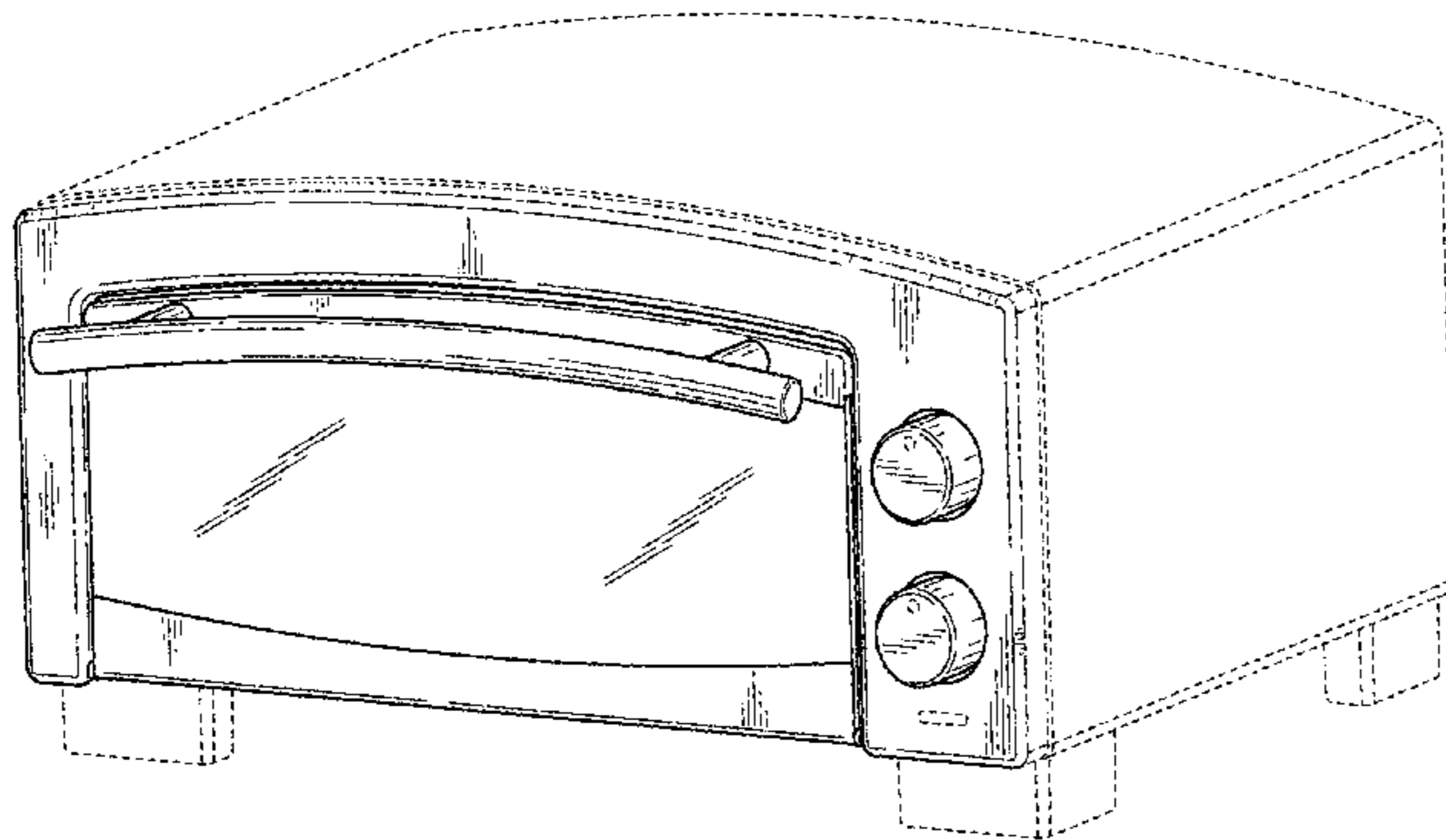
FIG. 5 is a left side view thereof;

FIG. 6 is a top view thereof; and,

FIG. 7 is a bottom view thereof.

The long-short-long style broken line immediately adjacent the rear of the shaded region forms an unclaimed boundary of the design. The even-length style broken line showing of various elements and the remainder of the pizza oven is for environmental purposes only and forms no part of the claimed design.

1 Claim, 5 Drawing Sheets



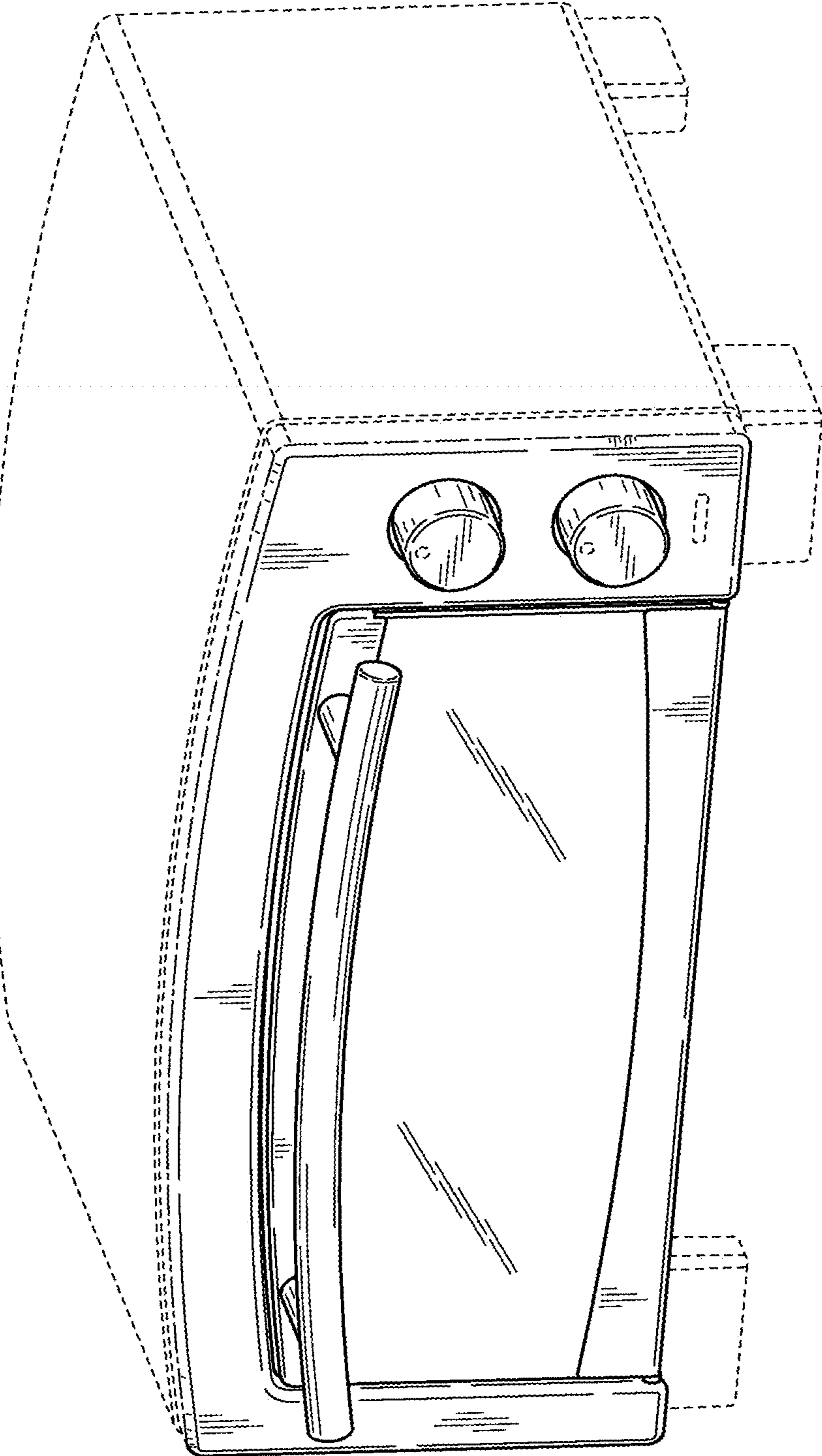


FIG. 1

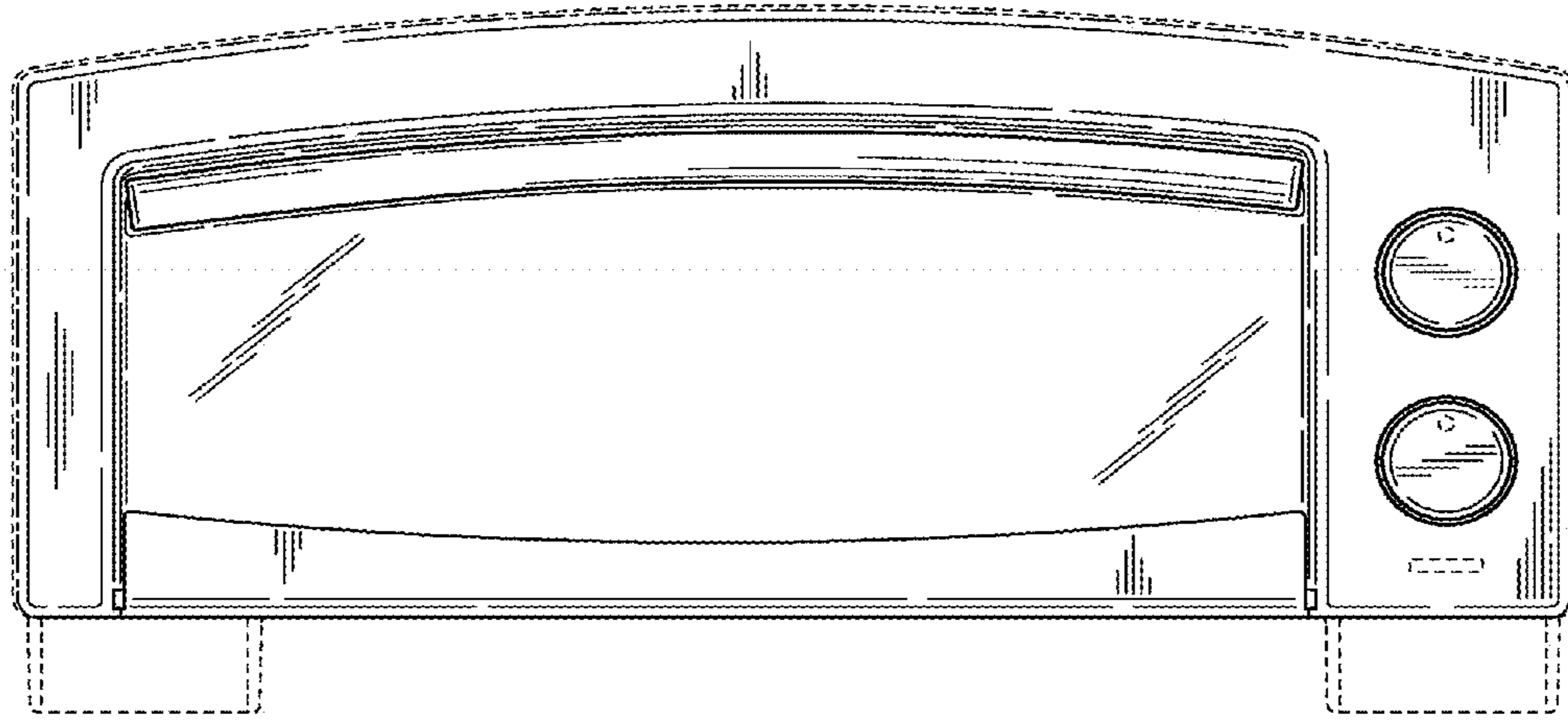


FIG. 2

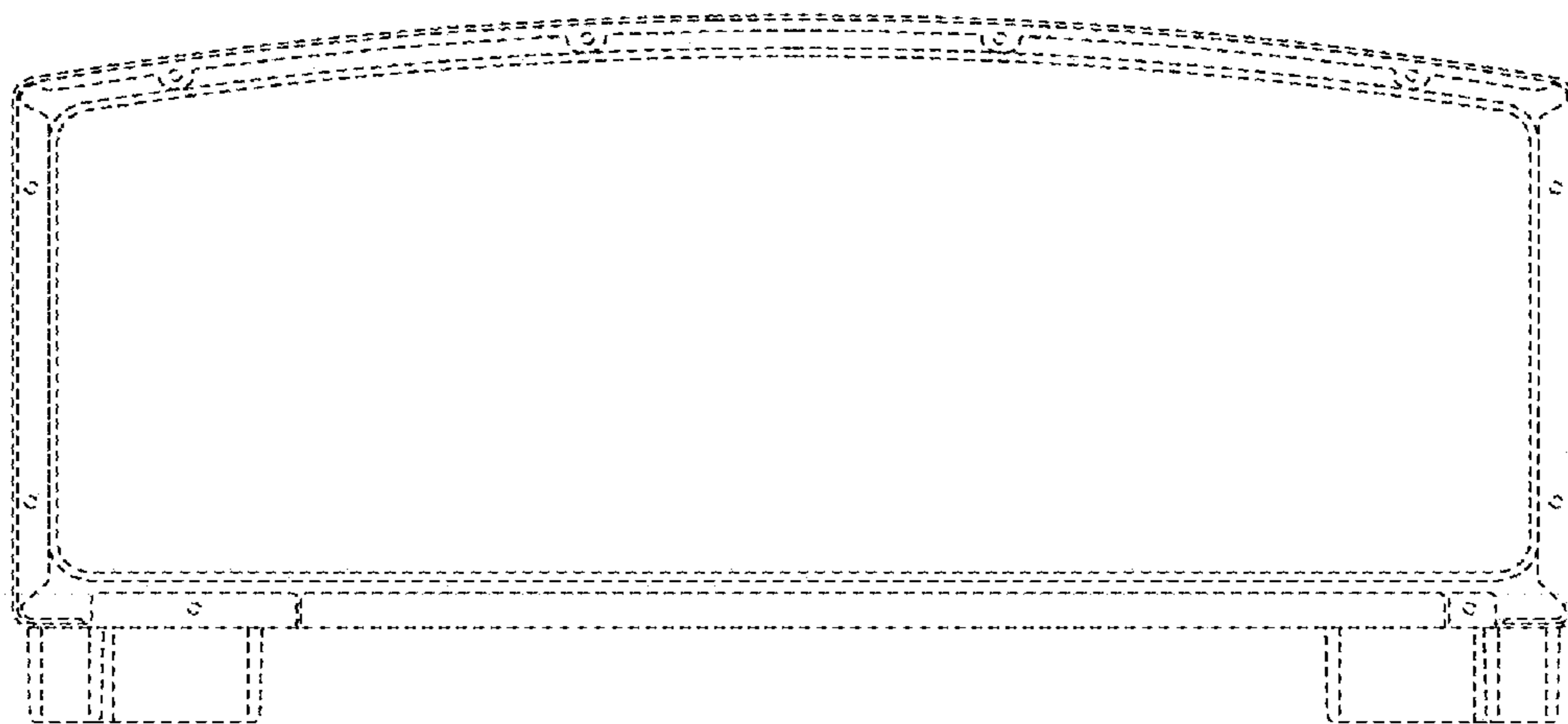


FIG. 3




FIG. 4




FIG. 5




FIG. 6

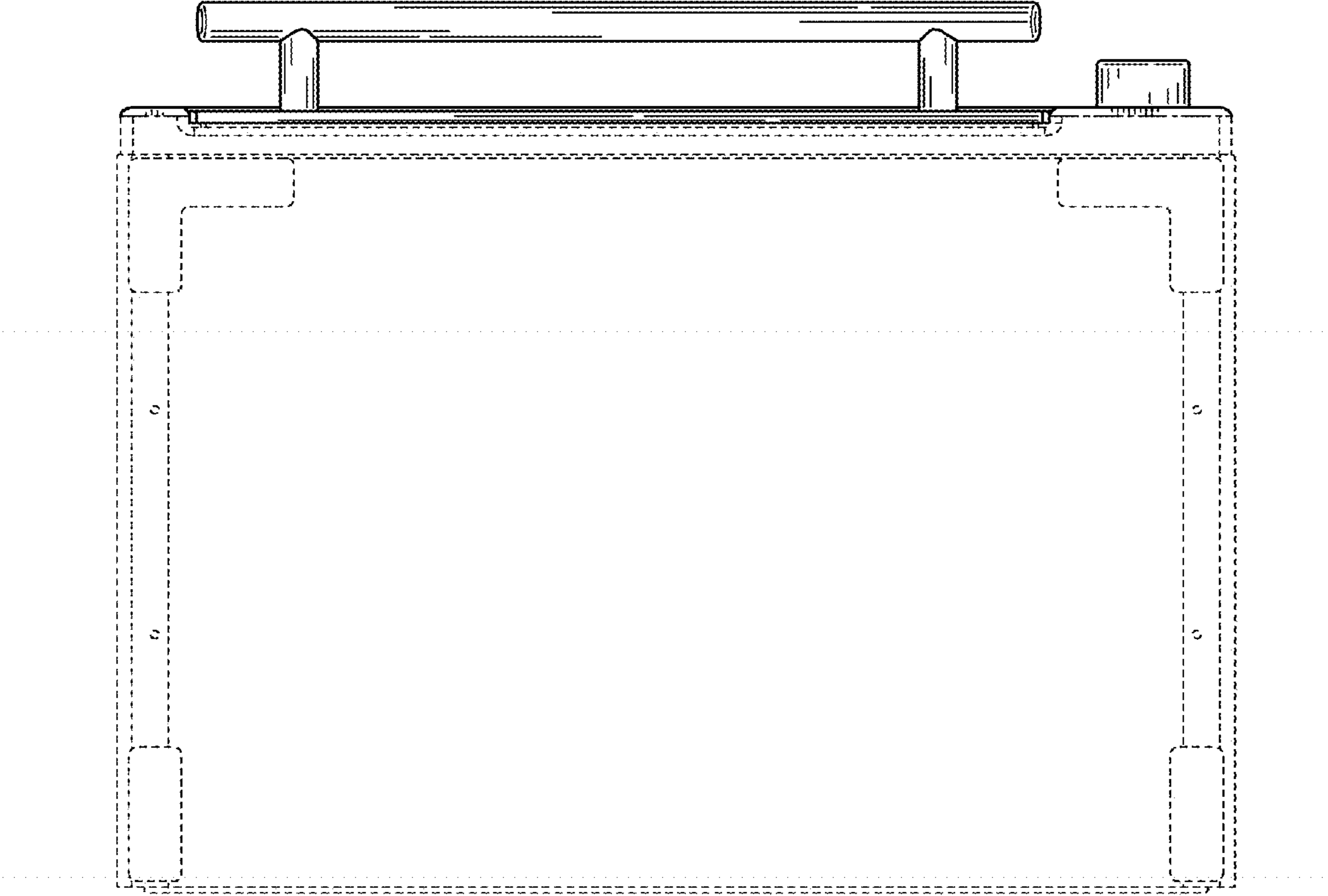


FIG. 7