



US00D746620S

(12) **United States Design Patent**  
**King**

(10) **Patent No.:** **US D746,620 S**  
(45) **Date of Patent:** **\*\* Jan. 5, 2016**

(54) **SADDLE BLOCK FOR A HEADPHONE STAND**

(71) Applicant: **Steven G. King**, Richmond, CA (US)

(72) Inventor: **Steven G. King**, Richmond, CA (US)

(\*\*) Term: **14 Years**

(21) Appl. No.: **29/513,402**

(22) Filed: **Dec. 30, 2014**

(51) **LOC (10) Cl.** ..... **06-06**

(52) **U.S. Cl.**  
USPC ..... **D6/682**

(58) **Field of Classification Search**  
USPC ..... D6/672–673, 678, 680, 682, 682.3;  
D17/9, 20; D14/229, 447  
CPC ..... A47F 7/00; A47F 7/0042  
See application file for complete search history.

(56) **References Cited**

**U.S. PATENT DOCUMENTS**

D358,957 S *	6/1995	Propp .....	D6/601
D511,431 S *	11/2005	Spielvogel .....	D6/611
D539,066 S *	3/2007	Coquillette .....	D6/601
D613,987 S *	4/2010	Heeter .....	D6/601
D631,109 S *	1/2011	Morin .....	D21/694
D690,308 S *	9/2013	McCoy .....	D14/458
D706,940 S *	6/2014	Julian .....	D24/190
D716,958 S *	11/2014	Thomas .....	D24/200
D725,407 S *	3/2015	McCracken .....	D6/601
D737,606 S *	9/2015	King .....	D6/682
2013/0326815 A1 *	12/2013	Smart-Thomas ....	A47G 9/1081

2014/0075676 A1\* 3/2014 Cho ..... A61F 5/01 5/636  
2014/0305441 A1\* 10/2014 Porter ..... A61G 13/121 5/640  
128/845

\* cited by examiner

*Primary Examiner* — Kelley Donnelly

(74) *Attorney, Agent, or Firm* — PatentBest; Andrew McAleavey

(57) **CLAIM**

The ornamental design for a saddle block for a headphone stand, as shown and described.

**DESCRIPTION**

This application is related to an application entitled “Headphone Stand,” Ser. No. 29/513,400, and filed on the same date herewith. The contents of that application are incorporated by reference herein in their entirety.

FIG. 1 is a perspective view of the saddle block for a headphone stand, illustrating my new design;

FIG. 2 is a side elevational view of the saddle block;

FIG. 3 is a front elevational view of the saddle block;

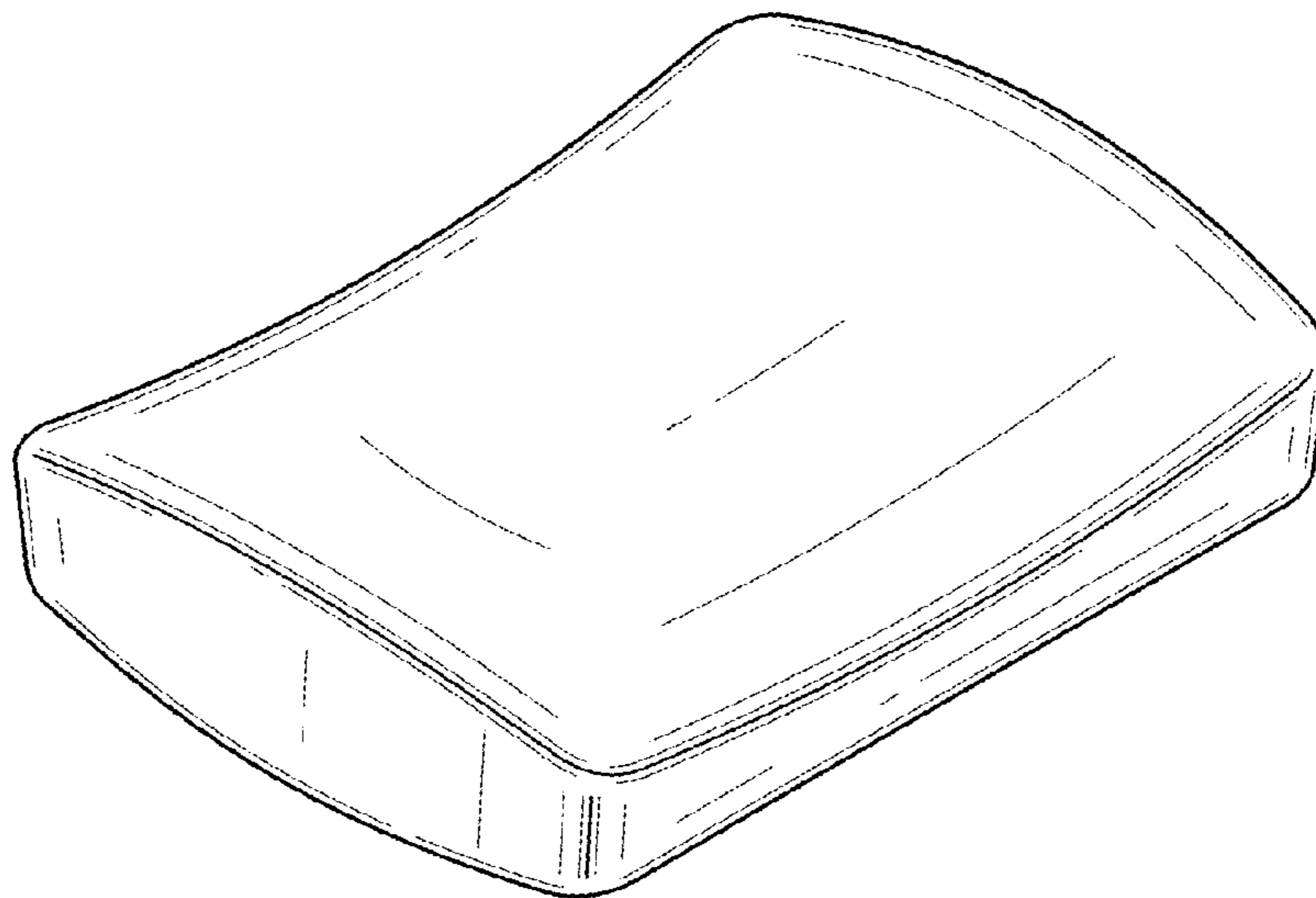
FIG. 4 is a rear elevational view of the saddle block;

FIG. 5 is a top plan view of the saddle block; and,

FIG. 6 is bottom plan view of the saddle block.

The broken lines immediately adjacent the shaded areas represent the bounds of the claimed design, while all other broken lines are directed to environment and are for illustrative purposes only; the broken lines form no part of the claimed design.

**1 Claim, 3 Drawing Sheets**



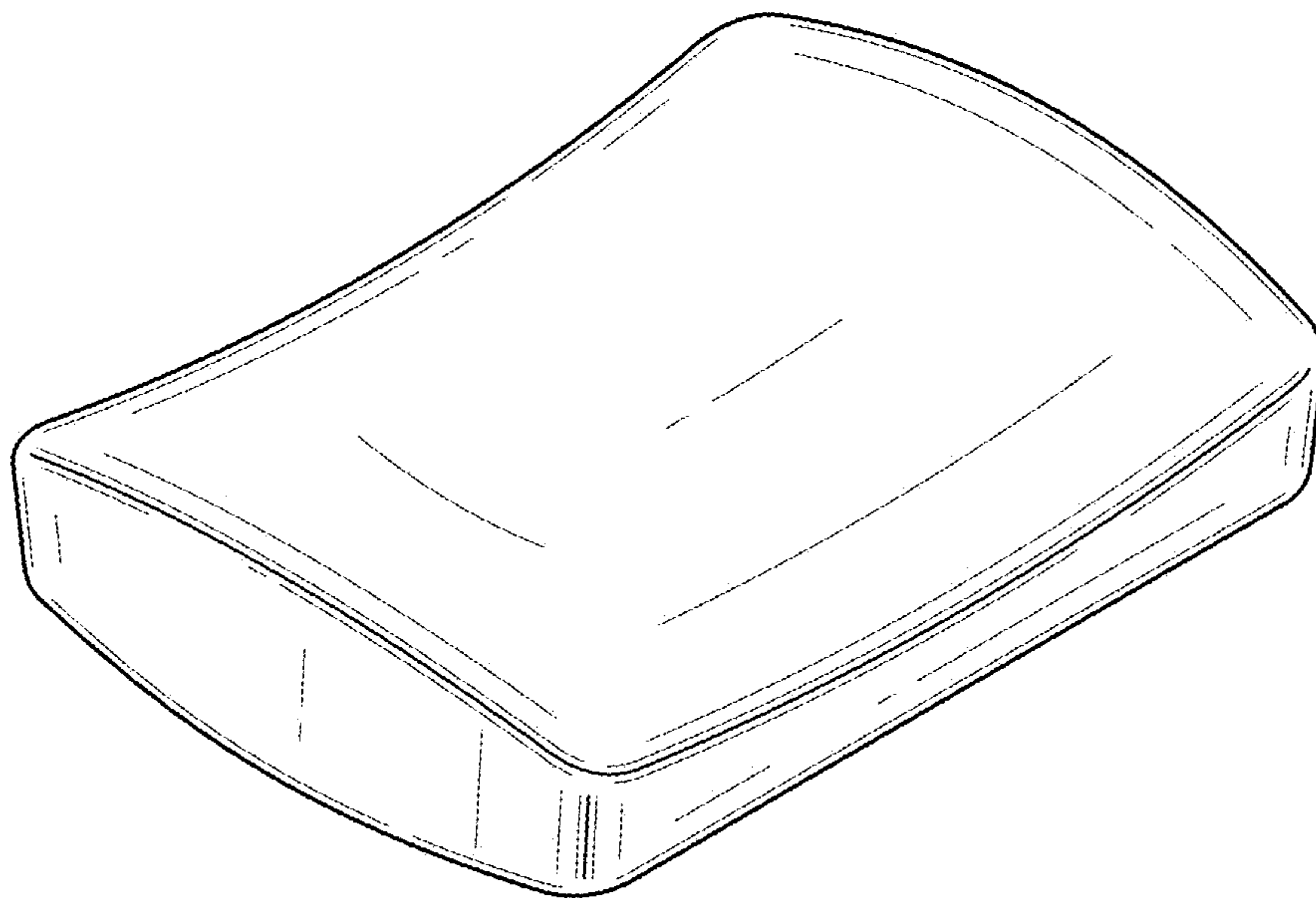


FIG. 1

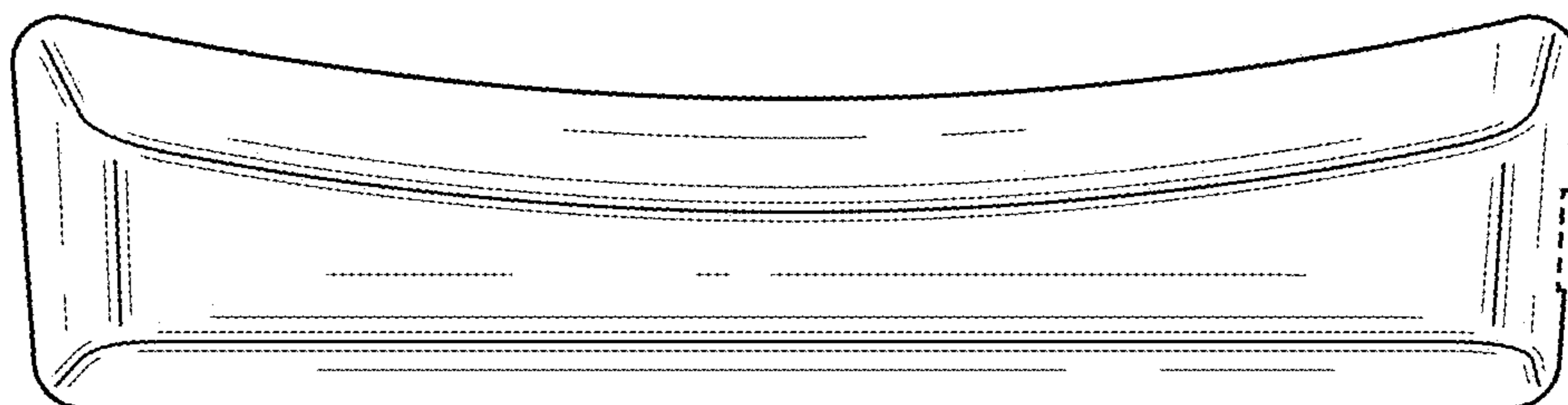


FIG. 2

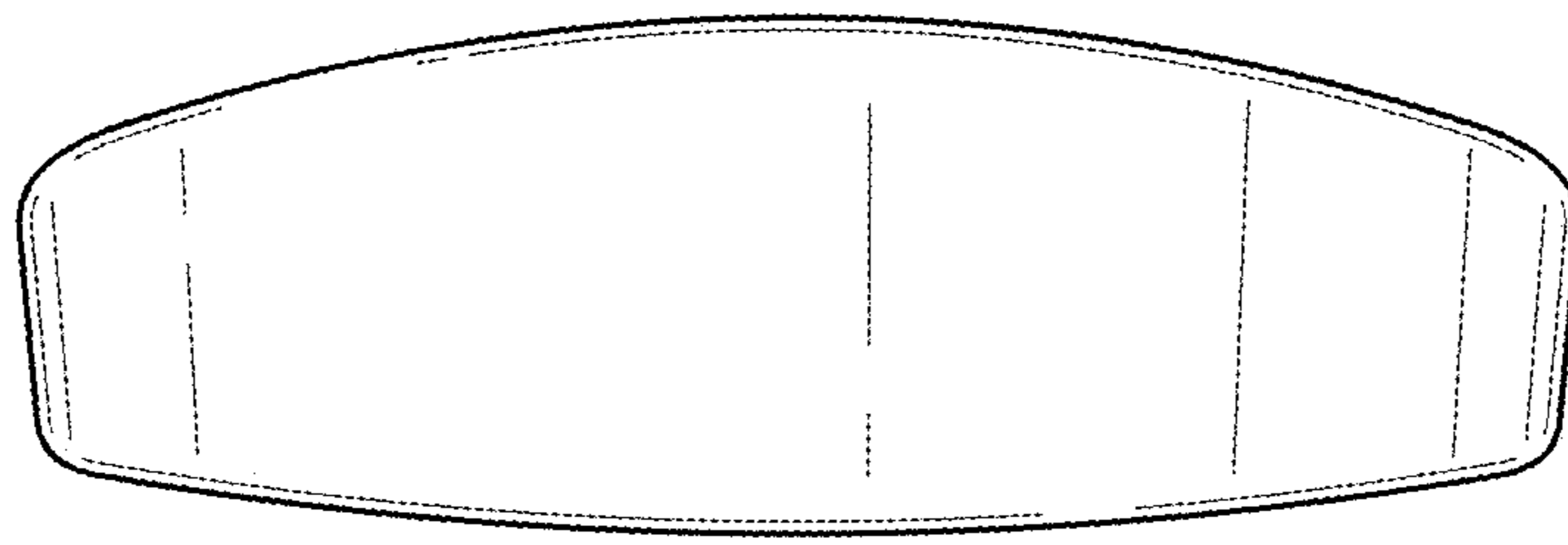


FIG. 3

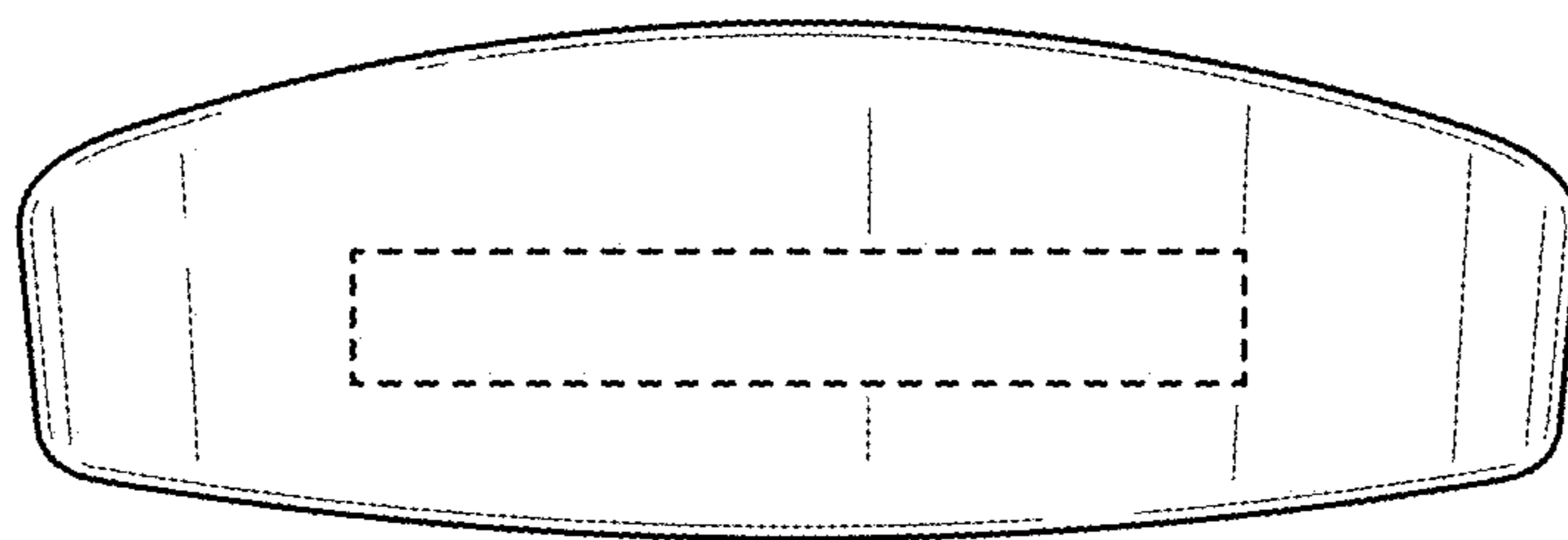


FIG. 4




FIG. 5




FIG. 6