



US00D746562S

(12) **United States Design Patent**
Babcock

(10) **Patent No.:** **US D746,562 S**
(45) **Date of Patent:** **** Jan. 5, 2016**

- (54) **SHOE OUTSOLE**
- (71) Applicant: **Jack Schwartz Shoes, Inc.**, New York, NY (US)
- (72) Inventor: **Bryar Babcock**, Brooklyn, NY (US)
- (73) Assignee: **Jack Schwartz Shoes, Inc.**, New York, NY (US)
- (**) Term: **15 Years**
- (21) Appl. No.: **29/532,185**
- (22) Filed: **Jul. 2, 2015**
- (51) **LOC (10) Cl.** **02-04**
- (52) **U.S. Cl.**
USPC **D2/953**; D2/951; D2/957; D2/960
- (58) **Field of Classification Search**
USPC D2/902, 906, 908, 916, 918, 925, D2/946-962, 977; 36/3 B, 22 R, 24.5, 25 R, 36/28, 32 R, 34 R, 59 C, 67 A, 103
CPC A43B 13/00; A43B 13/02; A43B 13/023; A43B 13/026; A43B 13/04; A43B 13/08; A43B 13/10; A43B 13/12; A43B 13/14; A43B 13/141; A43B 13/143; A43B 13/16; A43B 13/18; A43B 13/181; A43B 13/187; A43B 13/189; A43B 13/20; A43B 13/22; A43B 13/223; A43B 13/24; A43B 13/28; A43B 13/30; A43B 13/32; A43B 13/34; A43B 13/36
See application file for complete search history.

D388,350 S *	12/1997	Smith	D2/953
5,775,005 A *	7/1998	McClelland	A43B 1/0072 36/134
D435,334 S	12/2000	Wilson	
D470,297 S *	2/2003	Wilson	D2/953
D476,141 S *	6/2003	Matis	D2/954
D491,717 S	6/2004	Burg et al.	
D496,776 S *	10/2004	Wu	D2/953
D502,308 S *	3/2005	Teague	D2/954
D504,205 S	4/2005	Andrews-Kramer	
D508,307 S *	8/2005	Burg	D2/953
D529,697 S *	10/2006	Earle	D2/953
D530,891 S *	10/2006	Matis	D2/951
D570,080 S *	6/2008	Feller	D2/959
7,421,805 B2 *	9/2008	Geer	A43B 3/0036 36/102

(Continued)

OTHER PUBLICATIONS

<http://www.ar15.com/mobile/topic.html?b=1&f=5&t=1609811>
&page=1 (The Martial Art of Foot Soldiering); Finnish Grooved Boot Sole citation dated Apr. 3, 2014.

(Continued)

Primary Examiner — T. Chase Nelson
(74) *Attorney, Agent, or Firm* — Cozen O'Connor

(57) **CLAIM**
The ornamental design for a shoe outsole, as shown.

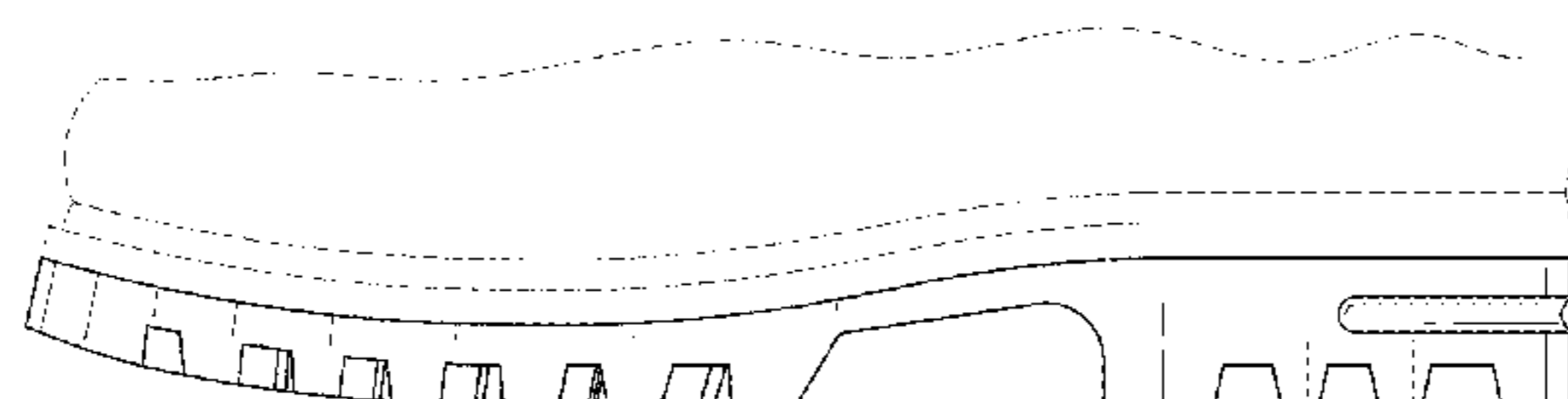
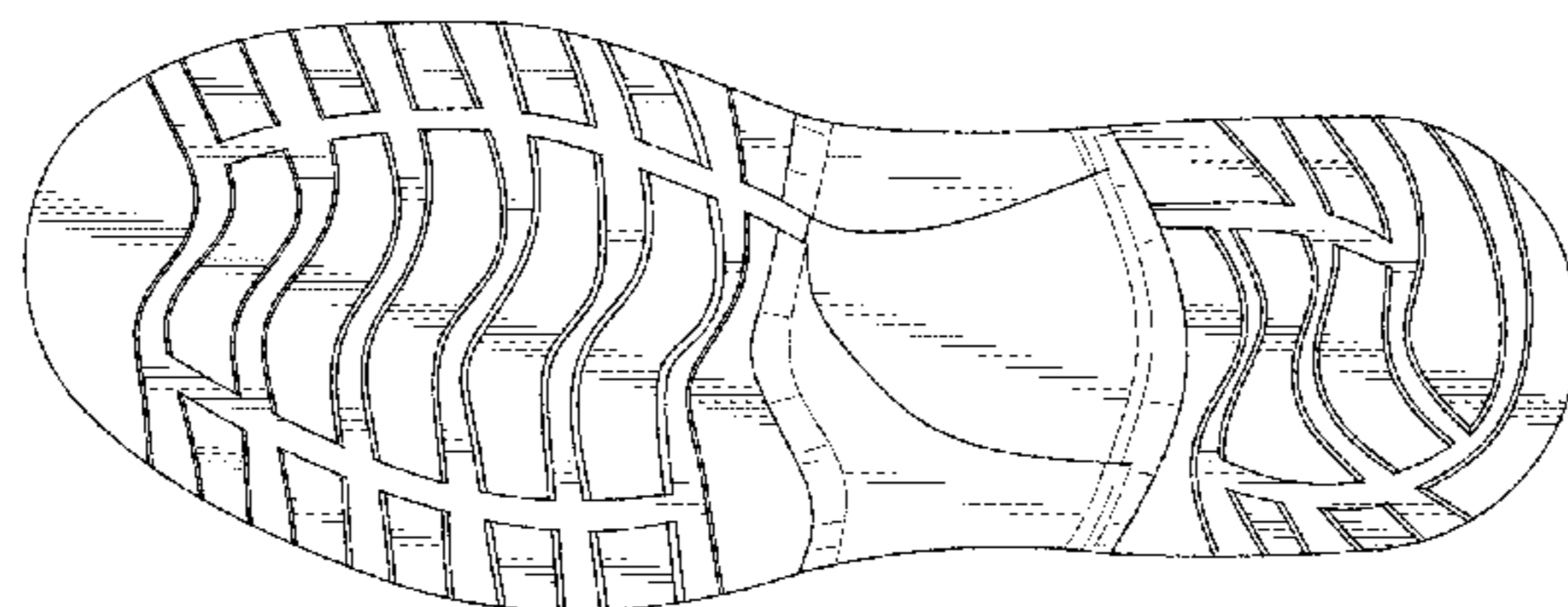
DESCRIPTION

FIG. 1 is a bottom perspective view of the shoe outsole of the present invention;
FIG. 2 is a bottom plan thereof;
FIG. 3 is a left side elevational view thereof;
FIG. 4 is a right side elevational view thereof;
FIG. 5 is a front elevational view thereof; and,
FIG. 6 is a rear elevational thereof.
The broken lines represent environmental subject matter and form no part of the claimed design.

1 Claim, 3 Drawing Sheets

(56) **References Cited**
U.S. PATENT DOCUMENTS

D273,246 S *	4/1984	Tonkel	D2/956
D316,930 S *	5/1991	Bernasconi	D2/957
D329,741 S *	9/1992	Kiyosawa	D2/959
D332,863 S *	2/1993	Lucas	D2/957
D378,318 S *	3/1997	James	D2/951
D385,391 S	10/1997	Hawker	



(56)

References Cited

U.S. PATENT DOCUMENTS

D593,287 S * 6/2009 Del Biondi D2/916
D593,291 S * 6/2009 Chen D2/951
D596,385 S 7/2009 McDade et al.
D603,151 S * 11/2009 Roundhouse D2/951
D622,043 S * 8/2010 Hauglin D2/951
D666,390 S 9/2012 Van Zyll De Jong et al.
D672,543 S * 12/2012 Williams, Jr. D2/951
D680,726 S * 4/2013 Propet D2/951
D682,514 S * 5/2013 Lamstein D2/908
D703,927 S 5/2014 Taestensen
D724,297 S 3/2015 Oliver
D724,829 S 3/2015 Lonigan

D724,830 S * 3/2015 Joseph D2/951
D728,911 S 5/2015 Spring
D735,454 S * 8/2015 Yun D2/951
2010/0180474 A1* 7/2010 Clark A43B 3/00
36/3 B
2014/0144050 A1* 5/2014 Smith, III A43B 1/0027
36/137

OTHER PUBLICATIONS

<http://www.doubledcycles.com/mens-motorcycle-harness-biker-boot-with-lug-sole/> (Men's Motorcycle Harness Biker Boot with Lug Sole) citation dated Jun. 30, 2015.

* cited by examiner

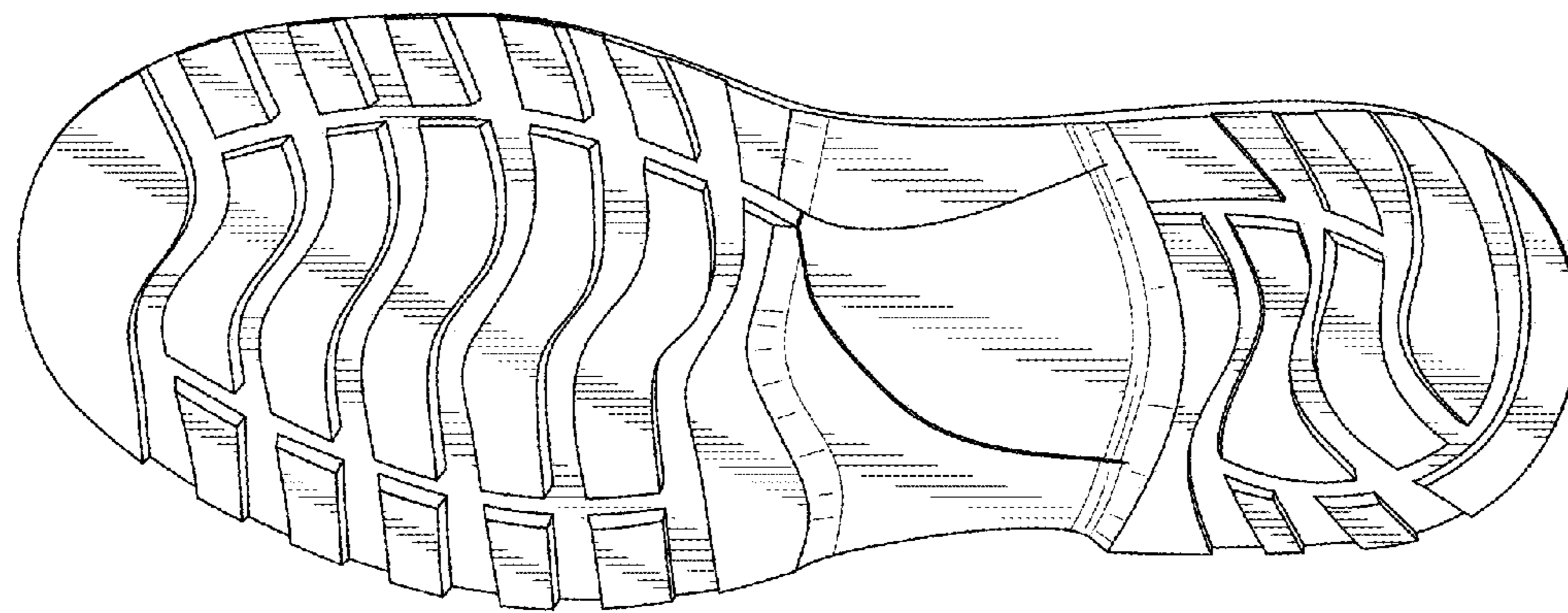


FIG. 1

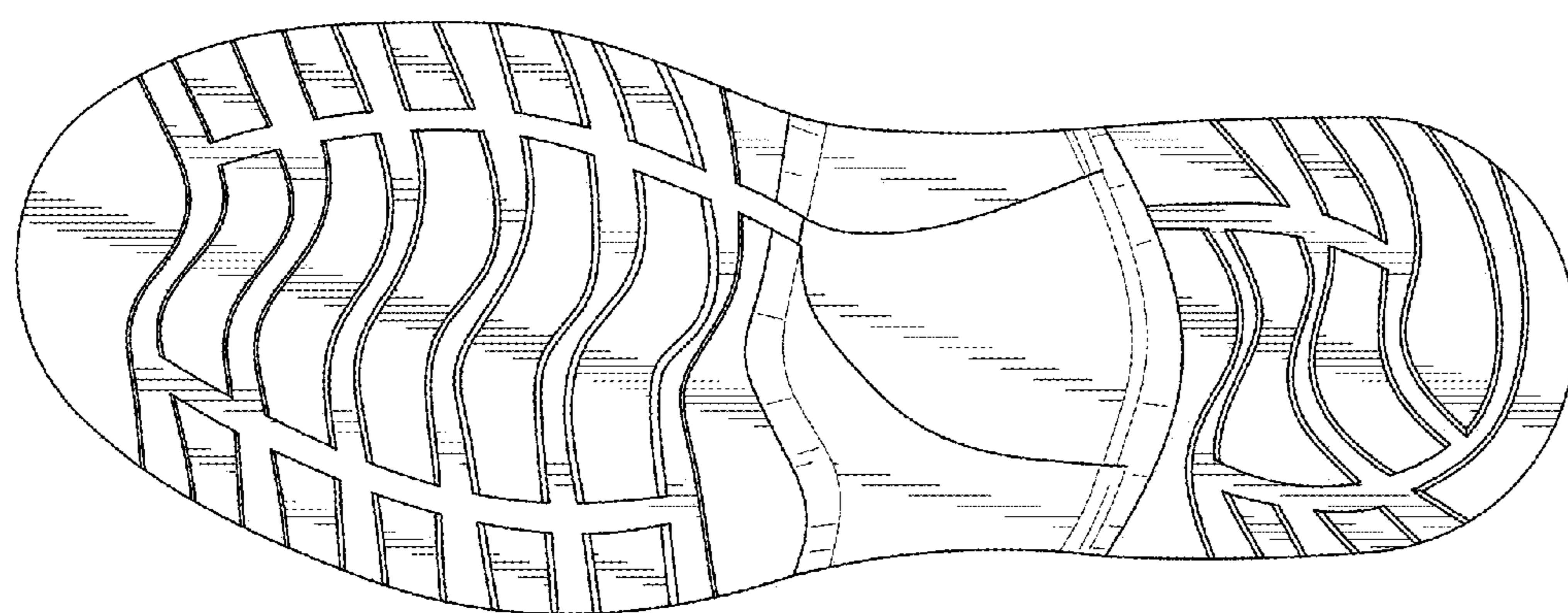


FIG. 2

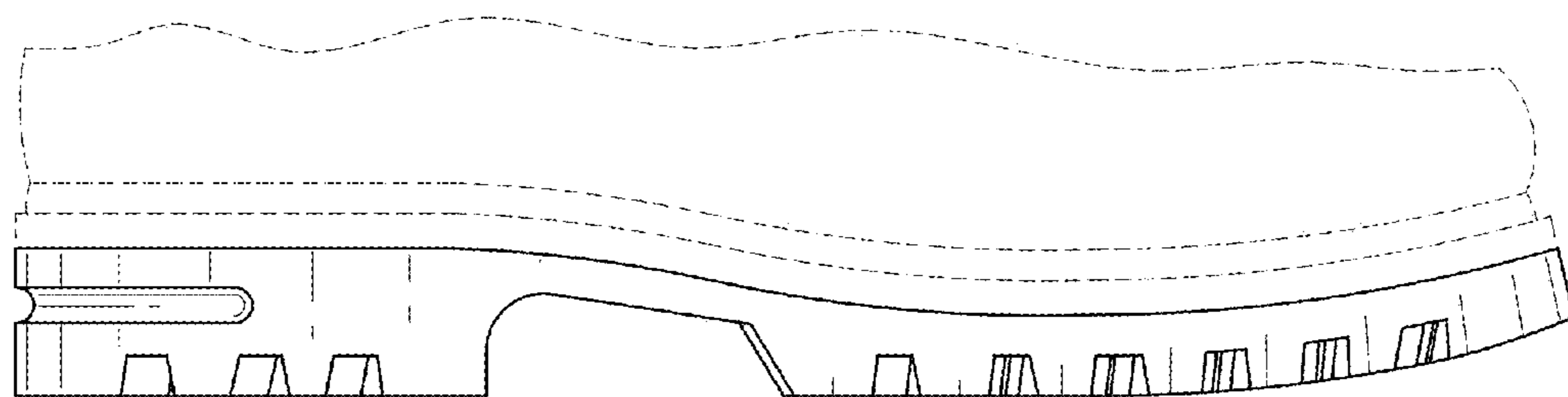


FIG. 3

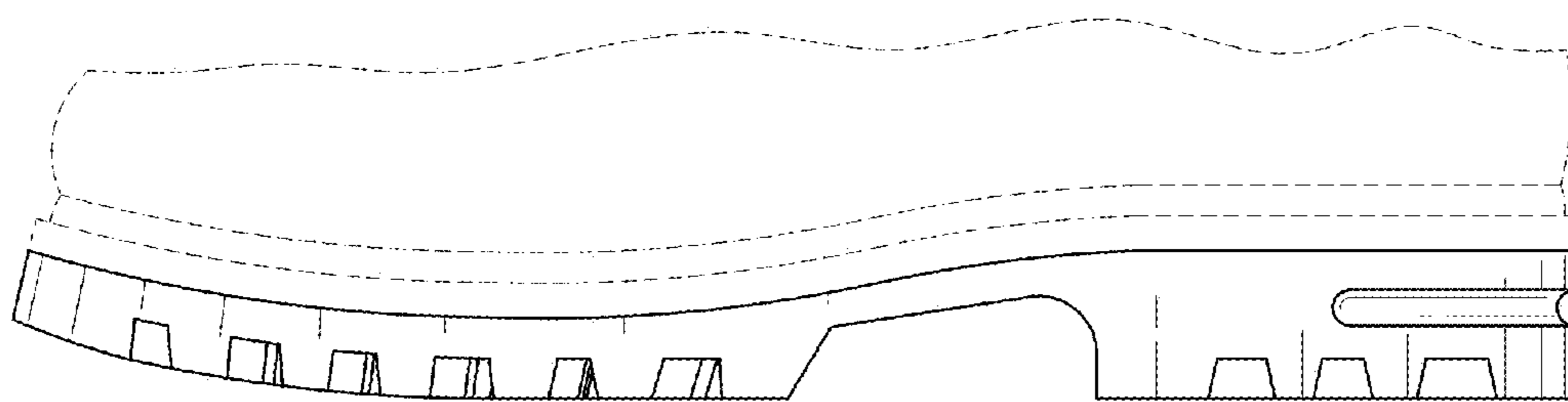


FIG. 4

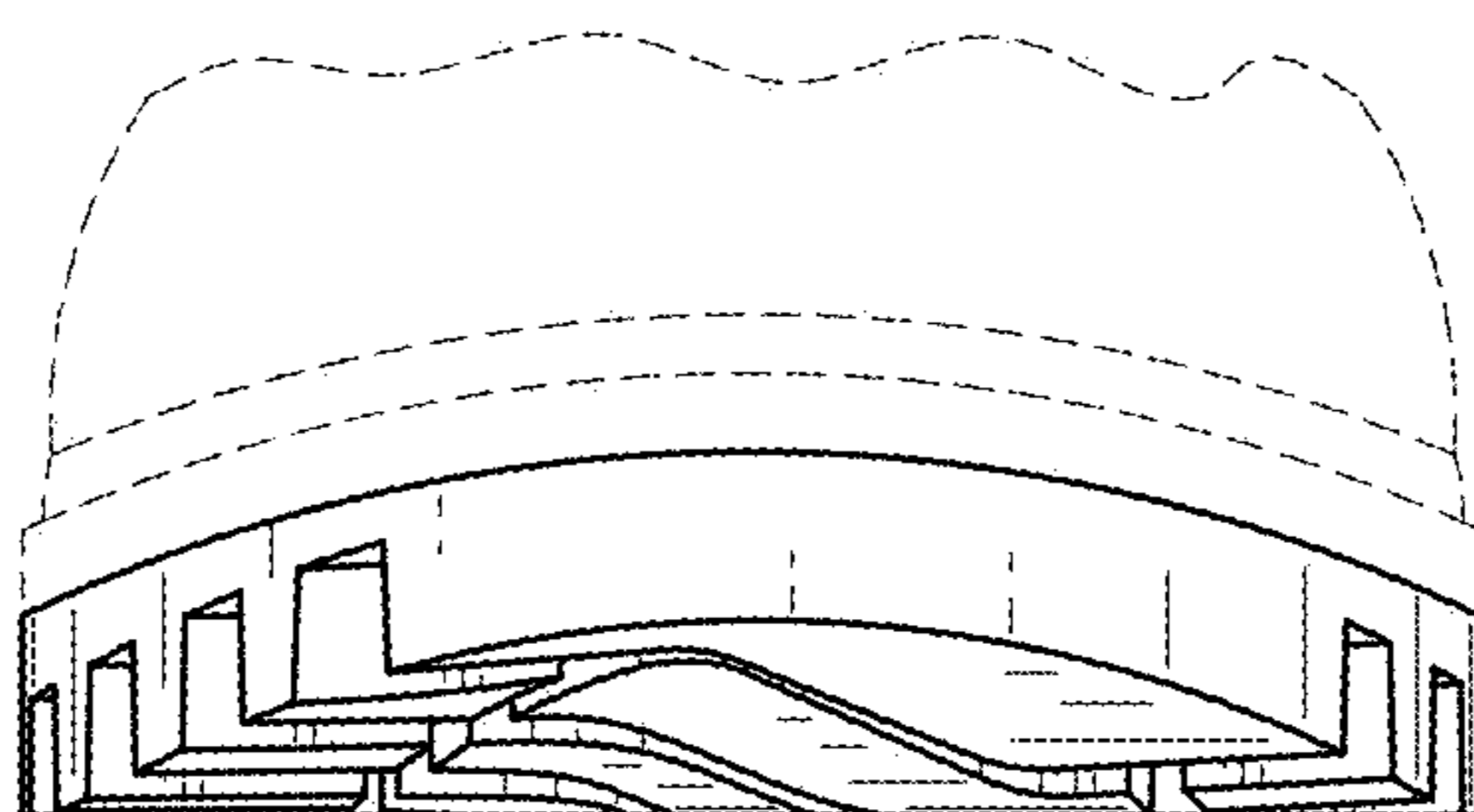


FIG. 5

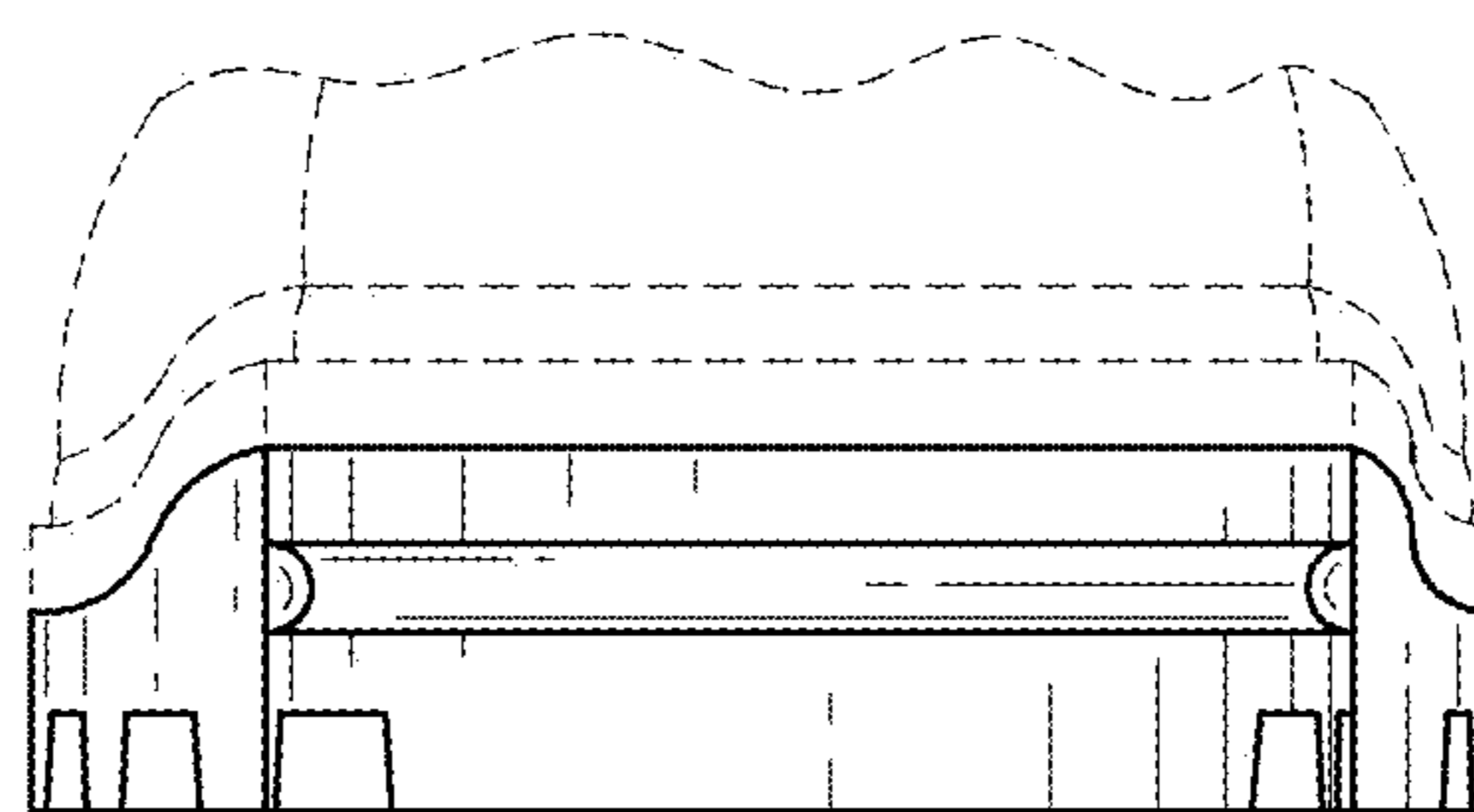


FIG. 6