



US00D746560S

(12) **United States Design Patent**  
**Verfl**

(10) **Patent No.:** **US D746,560 S**  
(45) **Date of Patent:** **\*\* Jan. 5, 2016**

- (54) **SHOE SOLE**
- (71) Applicant: **Cole Haan LLC**, New York, NY (US)
- (72) Inventor: **Mattias Verfl**, Brooklyn, NY (US)
- (73) Assignee: **Cole Haan LLC**, New York, NY (US)
- (\*\*) Term: **15 Years**
- (21) Appl. No.: **29/531,704**
- (22) Filed: **Jun. 29, 2015**
- (51) **LOC (10) Cl.** ..... **02-04**
- (52) **U.S. Cl.**  
USPC ..... **D2/947; D2/953; D2/960**
- (58) **Field of Classification Search**  
USPC ..... D2/902, 906, 908, 916, 918, 925,  
D2/946-962, 977; 36/3 B, 22 R, 24.5, 25 R,  
36/28, 32 R, 34 R, 59 C, 67 A, 103  
CPC ..... A43B 13/00; A43B 13/02; A43B 13/023;  
A43B 13/026; A43B 13/04; A43B 13/08;  
A43B 13/10; A43B 13/12; A43B 13/14;  
A43B 13/141; A43B 13/143; A43B 13/16;  
A43B 13/18; A43B 13/181; A43B 13/187;  
A43B 13/189; A43B 13/20; A43B 13/22;  
A43B 13/223; A43B 13/24; A43B 13/28;  
A43B 13/30; A43B 13/32; A43B 13/34;  
A43B 13/36  
See application file for complete search history.

D432,292 S	10/2000	Kim	
D434,547 S	12/2000	Kim	
6,199,302 B1 *	3/2001	Kayano	36/28
D452,362 S *	12/2001	Mastroianni et al.	D2/908
D466,278 S *	12/2002	Smith, III	D2/977
D470,297 S	2/2003	Wilson	
D476,800 S	7/2003	Fuerst	
D498,901 S	11/2004	Hawker et al.	
D511,617 S *	11/2005	Matis	D2/977
D513,554 S *	1/2006	Matis et al.	D2/969
D515,306 S	2/2006	Andrews-Kramer	
D554,840 S	11/2007	McClaskie	
D574,141 S	8/2008	Kaufman	
D576,393 S *	9/2008	Kaufman	D2/947
D588,791 S	3/2009	Nelson	
D593,741 S *	6/2009	Vico et al.	D2/960
D623,835 S	9/2010	Tzenos	
D624,291 S *	9/2010	Henderson	D2/946
D634,108 S	3/2011	Tzenos	

(Continued)

*Primary Examiner* — T. Chase Nelson  
(74) *Attorney, Agent, or Firm* — Thompson Coburn LLP

(57) **CLAIM**  
The ornamental design for a shoe sole, as shown and described.


**DESCRIPTION**

FIG. 1 is a perspective view of a shoe sole showing my new design;  
 FIG. 2 is a lateral side elevational view thereof;  
 FIG. 3 is a medial side elevational view thereof;  
 FIG. 4 is a bottom plan view thereof;  
 FIG. 5 is a top plan view thereof;  
 FIG. 6 is a front elevational view thereof; and,  
 FIG. 7 is a rear elevational view thereof.

The broken lines immediately adjacent the shaded areas represent the bounds of the claimed design while all other broken lines are directed to environment and are for illustrative purposes only; the broken lines form no part of the claimed design.

**1 Claim, 6 Drawing Sheets**

- (56) **References Cited**  
U.S. PATENT DOCUMENTS
- D157,034 S \* 1/1950 Eldon ..... D2/902
- D235,701 S 7/1975 Famolare, Jr.
- D265,018 S \* 6/1982 Vermonet ..... D2/954
- 4,680,877 A 7/1987 Fink
- D398,743 S 9/1998 Rask
- D403,495 S \* 1/1999 Sorofman ..... D2/909
- 5,918,385 A 7/1999 Sessa
- D430,723 S 9/2000 Kim



(56)

**References Cited**

U.S. PATENT DOCUMENTS

D636,567 S *	4/2011	Raysse .....	D2/946	D696,852 S *	1/2014	Madore .....	D2/972
7,941,938 B2	5/2011	Yu et al.		D707,949 S *	7/2014	VanHook .....	D2/972
D640,046 S *	6/2011	Claassen .....	D2/961	D710,579 S *	8/2014	Williams, Jr. ....	D2/947
D659,958 S	5/2012	Birkinhead		D710,949 S	8/2014	Huang	
D669,255 S	10/2012	Birkinhead		D713,625 S *	9/2014	Raasch .....	D2/947
D672,123 S	12/2012	Williams, Jr.		D713,626 S *	9/2014	Raasch .....	D2/947
D680,308 S *	4/2013	Hardman .....	D2/947	D714,035 S *	9/2014	O'Connor .....	D2/947
D685,166 S	7/2013	Hatfield et al.		D717,034 S	11/2014	Bramani	
D685,567 S *	7/2013	Dolce .....	D2/972	D731,767 S *	6/2015	Lan .....	D2/947
D690,088 S	9/2013	Hardman		D735,453 S *	8/2015	Monroy .....	D2/957
D692,217 S *	10/2013	Fogg .....	D2/947	D737,039 S *	8/2015	Pauk .....	D2/972
D694,497 S *	12/2013	Taylor .....	D2/947	D737,040 S *	8/2015	Pauk .....	D2/972
D694,498 S *	12/2013	Carboy .....	D2/947	2012/0005920 A1	1/2012	Alvear et al.	
D694,499 S *	12/2013	Williams, Jr. ....	D2/947	2013/0047474 A1 *	2/2013	Healy et al. ....	36/30 R
				2014/0059883 A1	3/2014	Adeagbo et al.	
				2014/0150298 A1 *	6/2014	Crowley et al. ....	36/103
				2015/0150339 A1 *	6/2015	Van Hook .....	A43B 13/02

\* cited by examiner

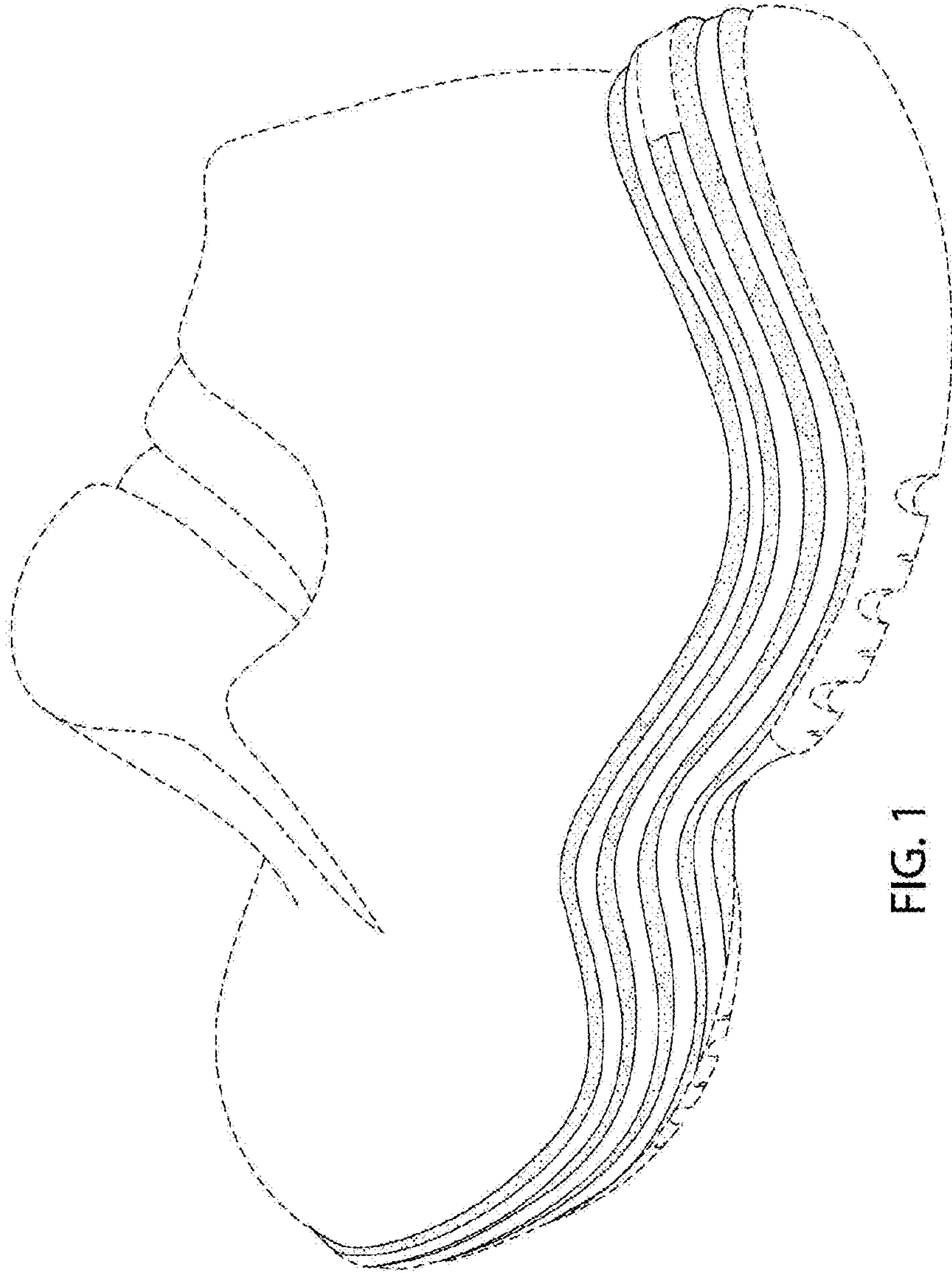


FIG. 1

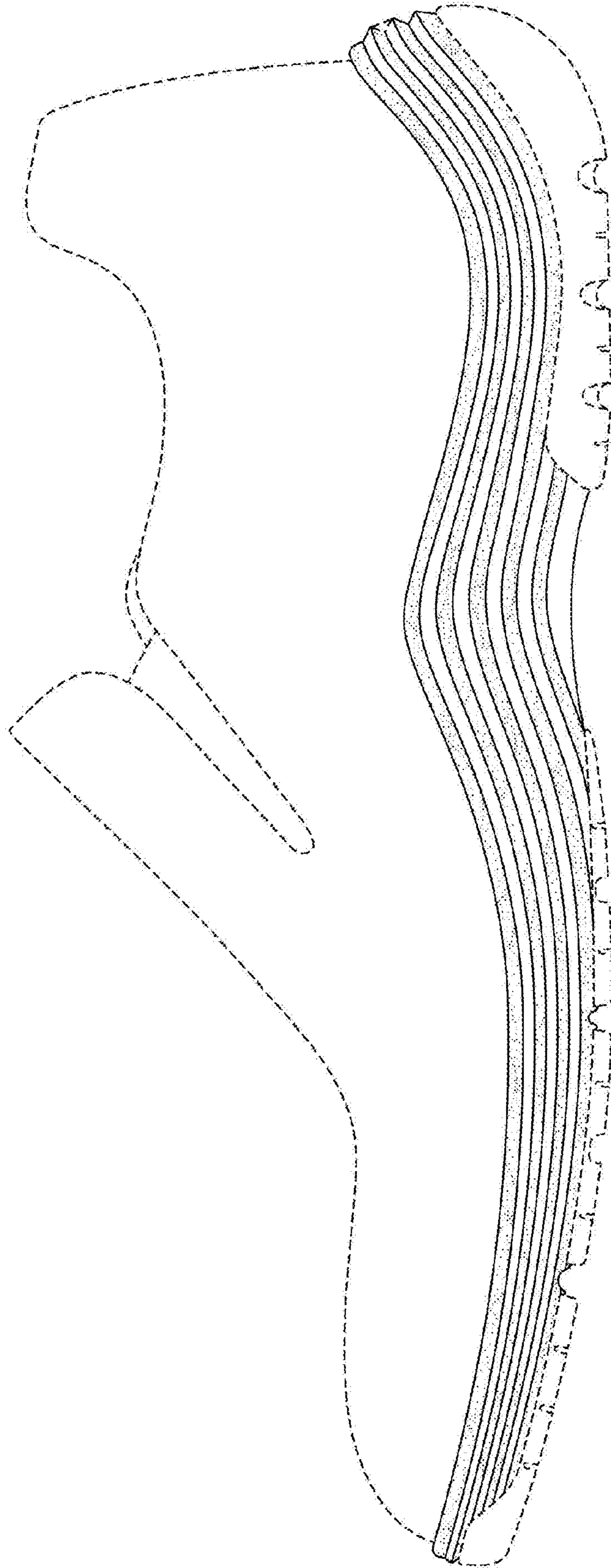


FIG. 2

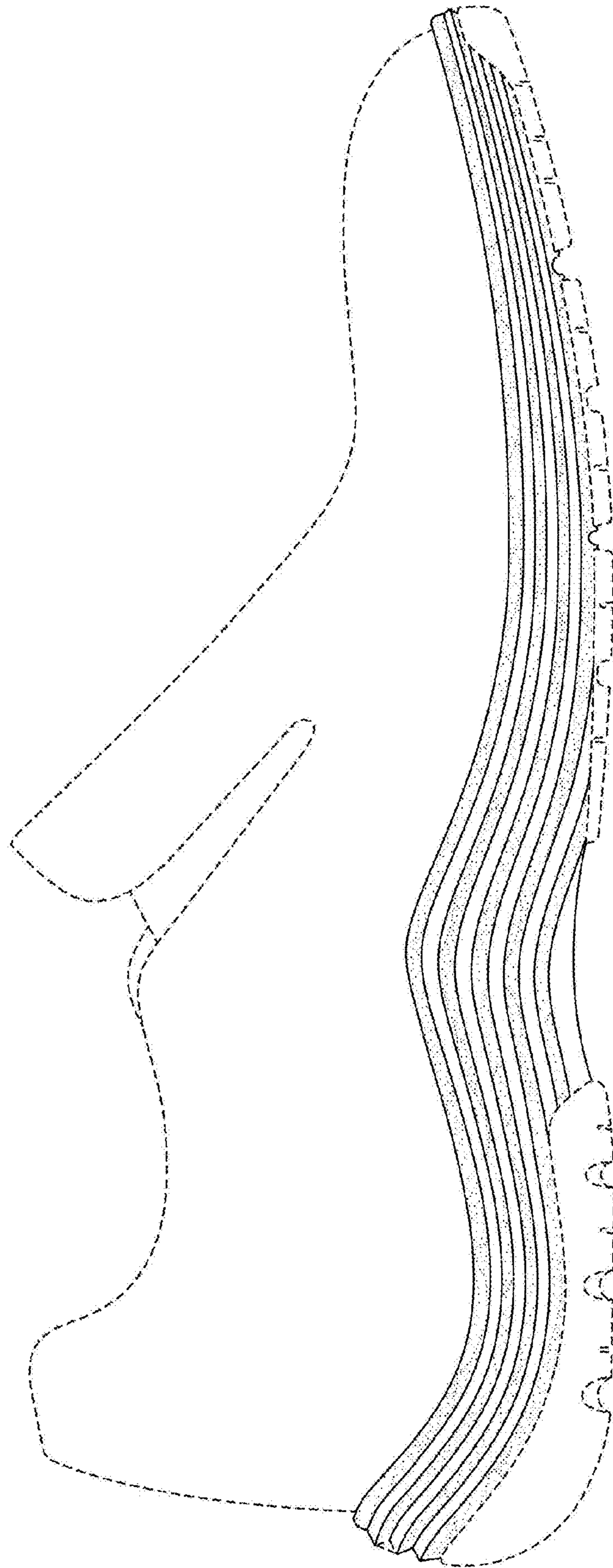


FIG. 3

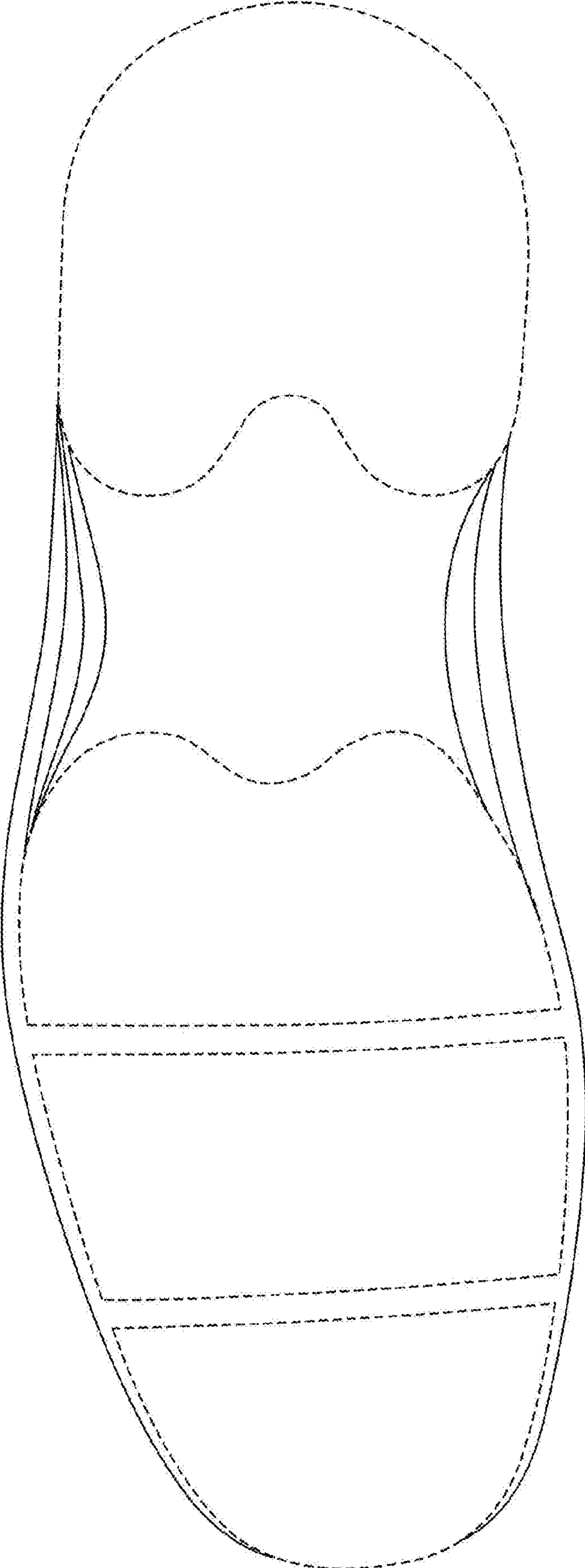


FIG. 4

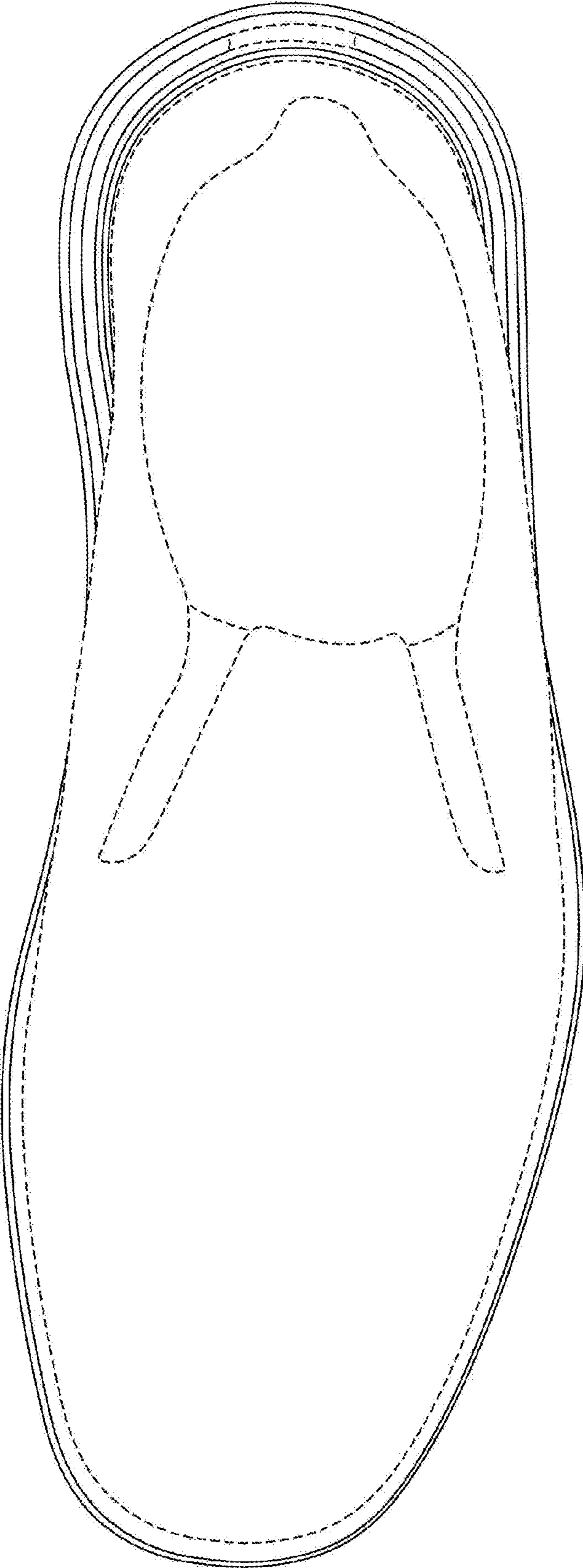


FIG. 5

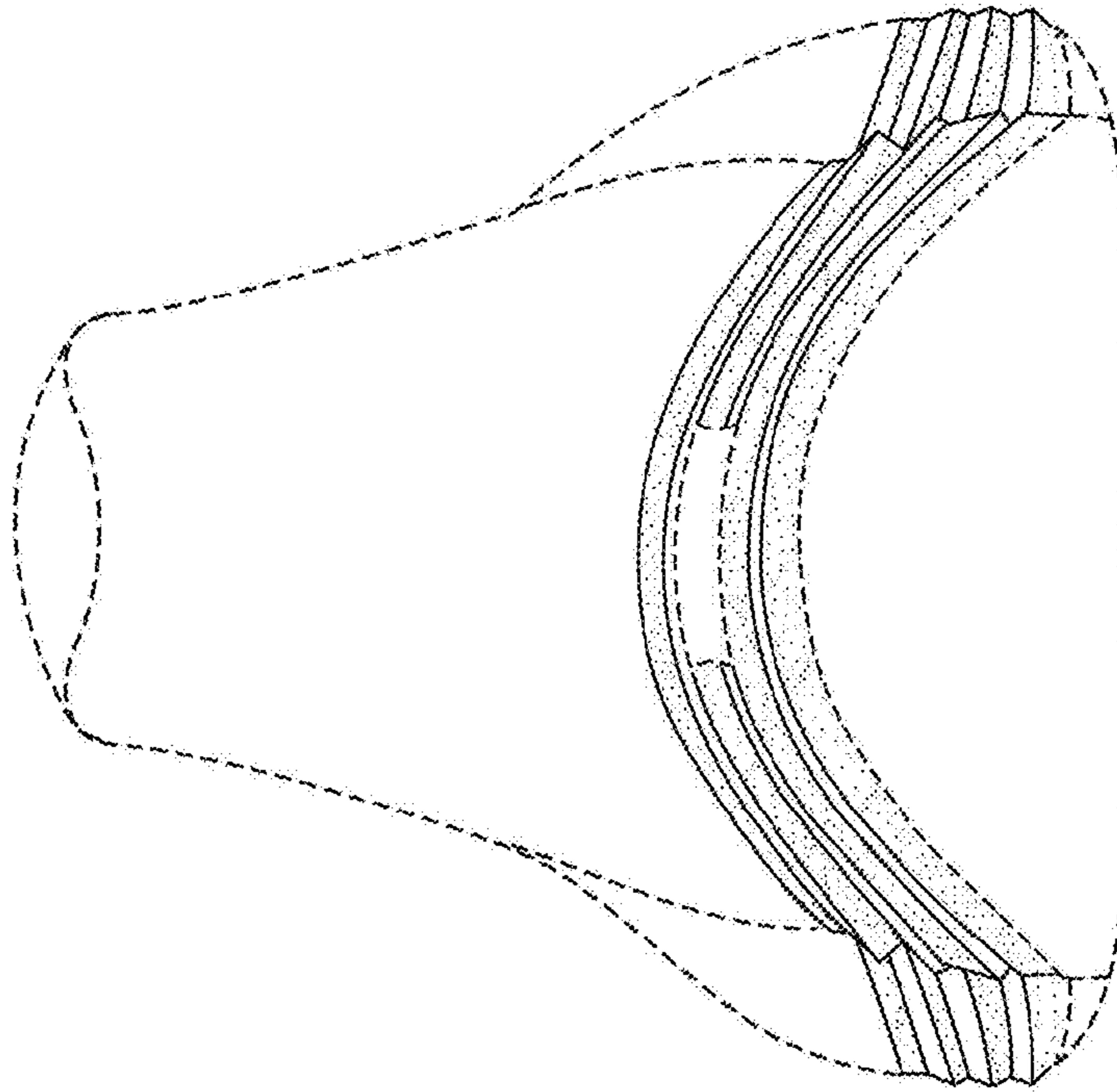


FIG. 6

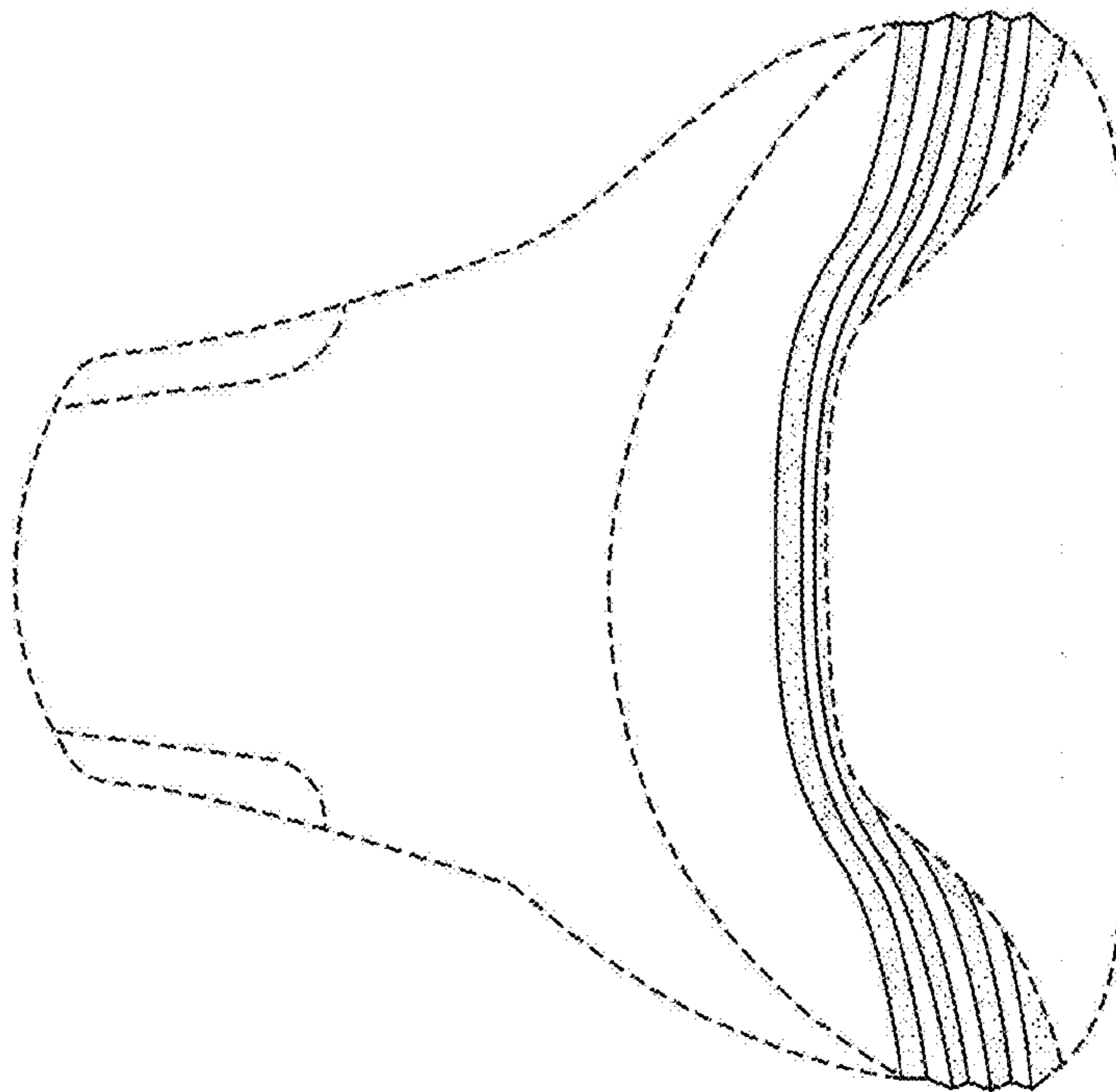


FIG. 7