



US00D746558S

(12) **United States Design Patent**  
**Campbell et al.**

(10) **Patent No.:** **US D746,558 S**

(45) **Date of Patent:** **\*\* Jan. 5, 2016**

(54) **PATTERN FOR AN ARTICLE OF FOOTWEAR**

(56)

**References Cited**

(71) Applicant: **Under Armour, Inc.**, Baltimore, MD  
(US)

(72) Inventors: **Derek Campbell**, Columbia, MD (US);  
**Evan Caruso**, Baltimore, MD (US);  
**Alan Toronjo**, Baltimore, MD (US)

(73) Assignee: **Under Armour, Inc.**, Baltimore, MD  
(US)

(\*\*) Term: **14 Years**

(21) Appl. No.: **29/486,089**

(22) Filed: **Mar. 26, 2014**

(51) **LOC (10) Cl.** ..... **02-99**

(52) **U.S. Cl.**

USPC ..... **D2/946**; D2/969; D2/972

(58) **Field of Classification Search**

USPC ..... D2/902, 906-908, 944, 969, 971-974;  
D5/60, 61

CPC .. A43B 13/181; A43B 13/141; A43B 13/186;  
A43B 13/188; A43B 23/00; A43B 23/02;  
A43B 5/00; A43B 23/26; A43B 1/04; A43B  
11/14; A43B 7/00; A43B 3/12

See application file for complete search history.

U.S. PATENT DOCUMENTS

D36,356 S *	6/1903	Bergstrom	.....	D5/61
D36,546 S *	9/1903	Commins	.....	D5/61
D90,234 S *	7/1933	Daniels	.....	D2/969
D90,235 S *	7/1933	Daniels	.....	D2/972
D97,619 S *	11/1935	Silk	.....	D5/61
D471,350 S *	3/2003	Roulo	.....	D2/972
D513,857 S *	1/2006	Hlavacs	.....	D2/972
D578,743 S *	10/2008	Liow	.....	D2/969
D690,092 S *	9/2013	Dombrow	.....	D2/972
D703,933 S *	5/2014	Avar	.....	D2/972
D703,935 S *	5/2014	Seamarks	.....	D2/972
D707,947 S *	7/2014	Seamarks	.....	D2/972

\* cited by examiner

*Primary Examiner* — Dominic Simone

(57)

**CLAIM**

The ornamental design for a pattern for an article of footwear, as shown and described.

**DESCRIPTION**

FIG. 1 is a perspective view of a pattern for an article of footwear showing the new design;  
FIG. 2 is a front view in elevation thereof;  
FIG. 3 is a rear view in elevation thereof;  
FIG. 4 is a left side view in elevation thereof;  
FIG. 5 is a right side view in elevation thereof;  
FIG. 6 is a top plan view thereof; and,  
FIG. 7 is a bottom plan view thereof.  
The broken line illustration of environmental structure in the drawings is not part of the claimed design.

**1 Claim, 7 Drawing Sheets**






FIG.1

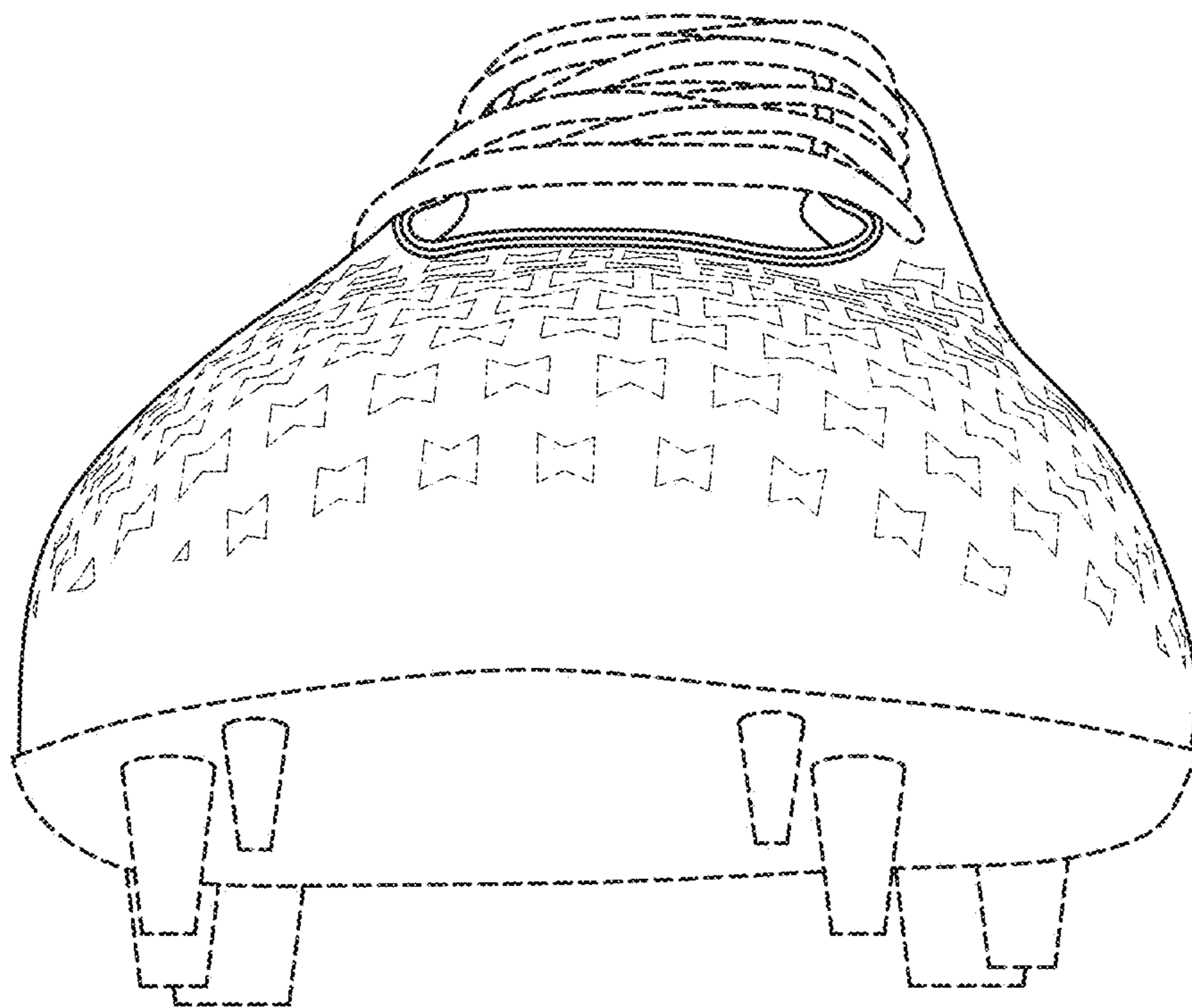


FIG.2

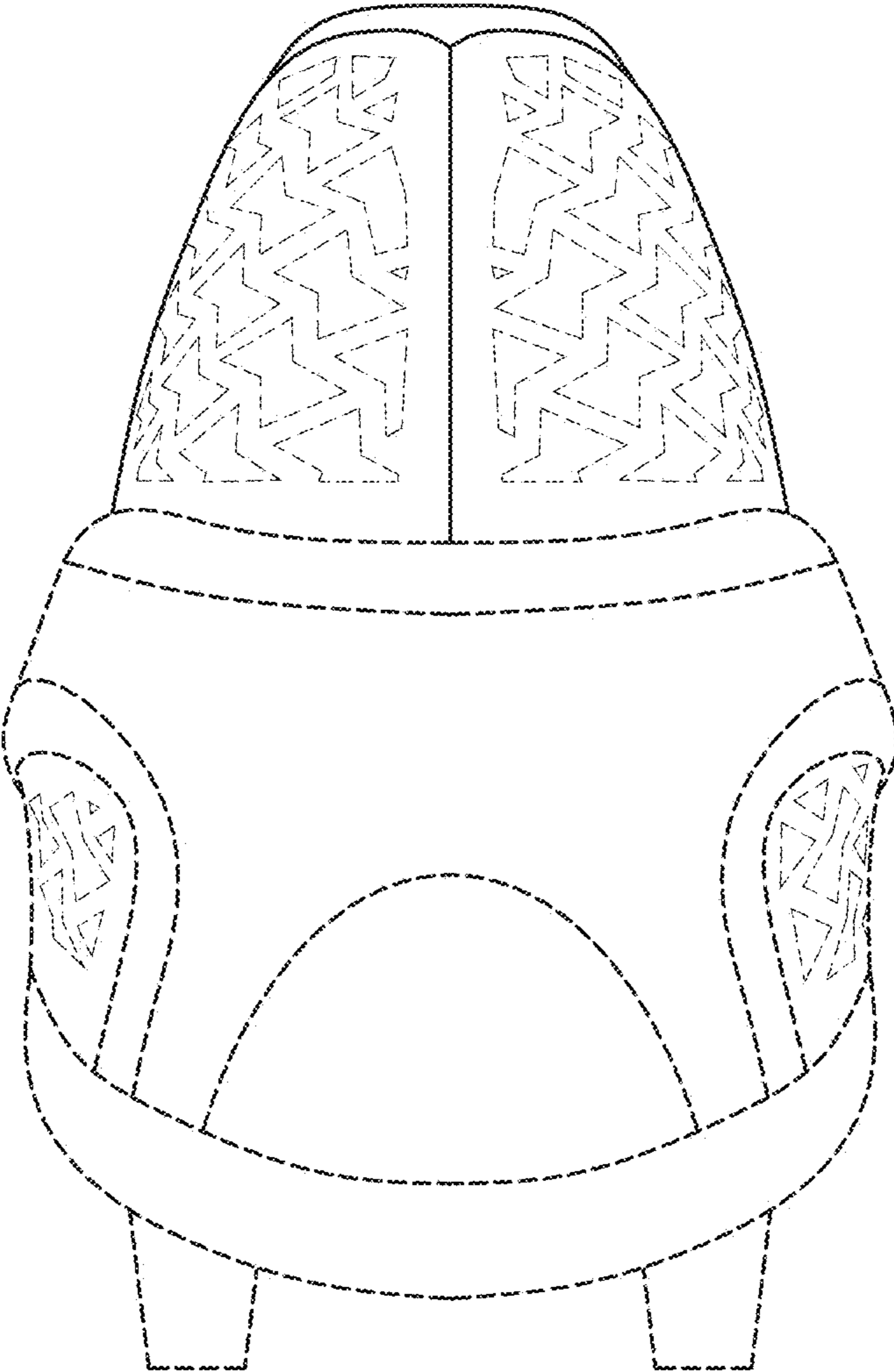


FIG.3

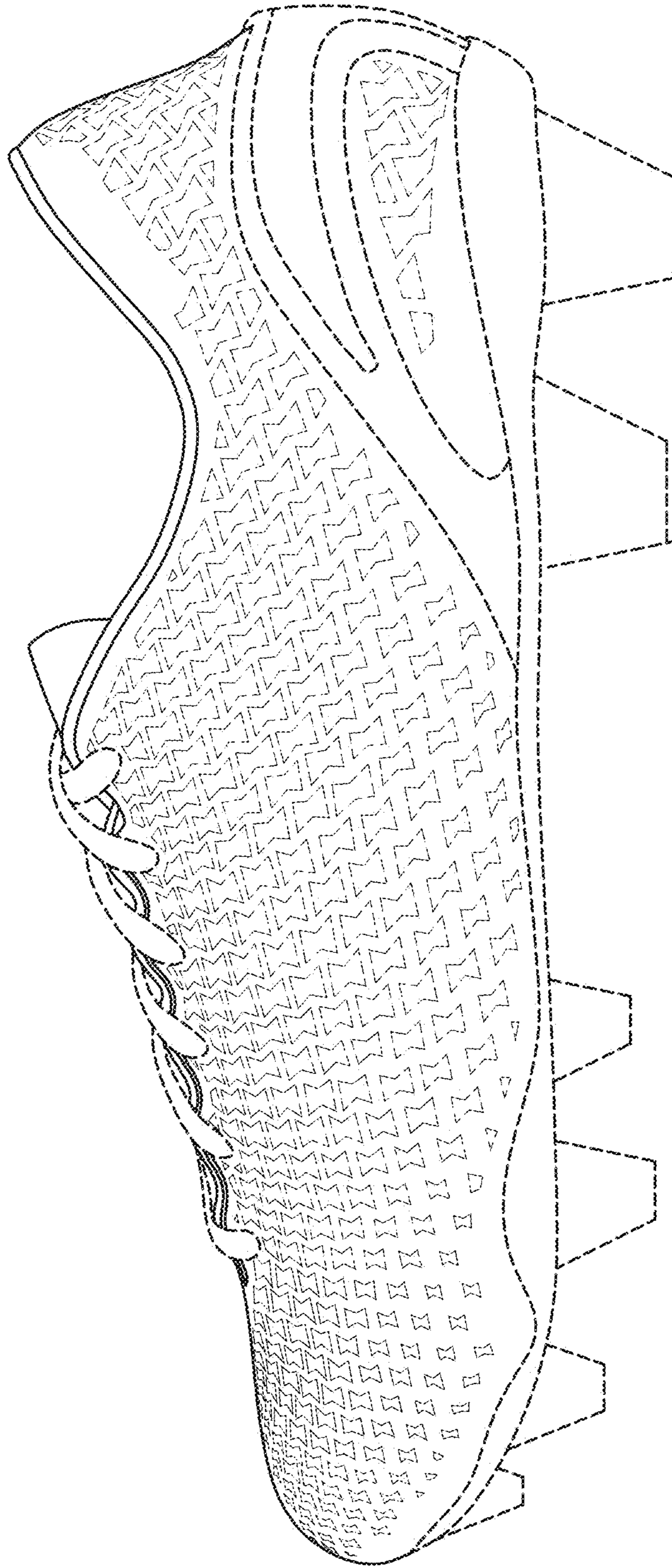


FIG. 4

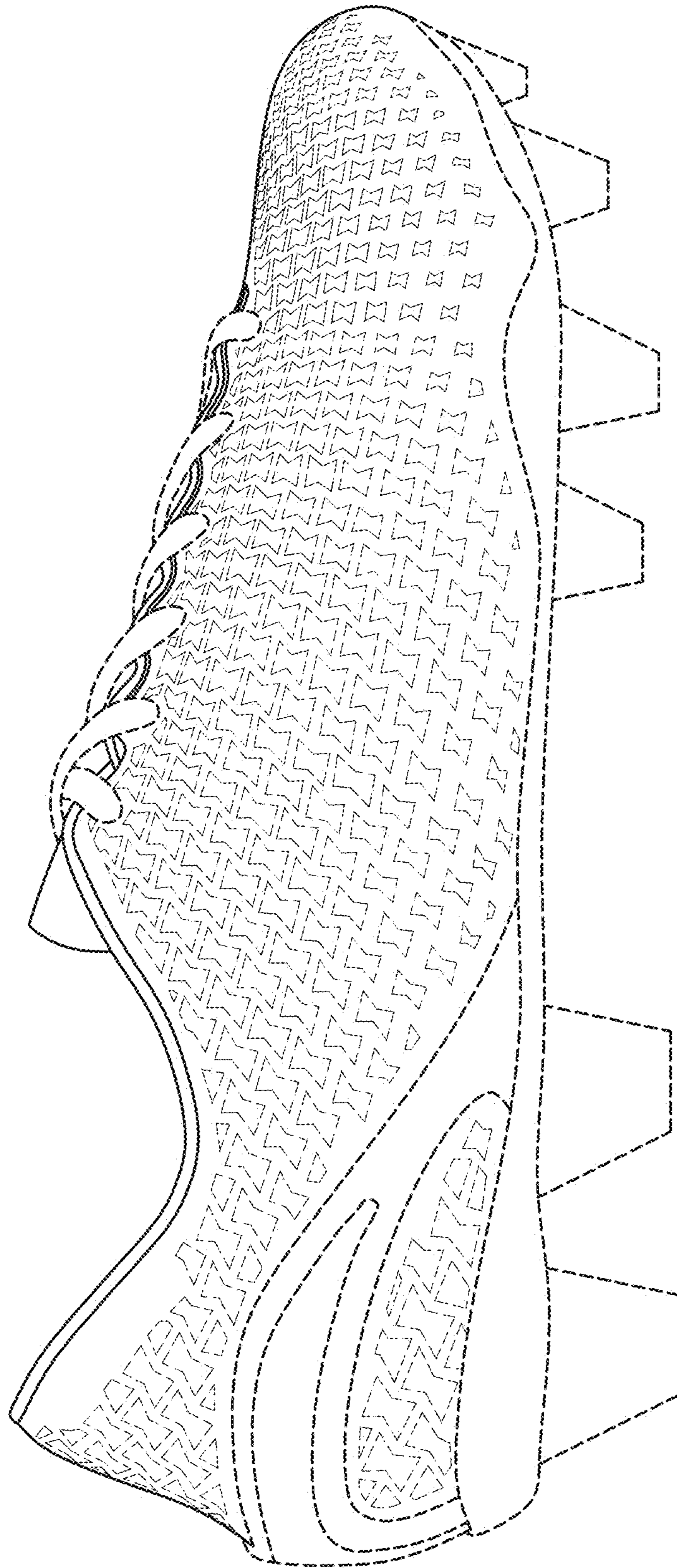


FIG. 5

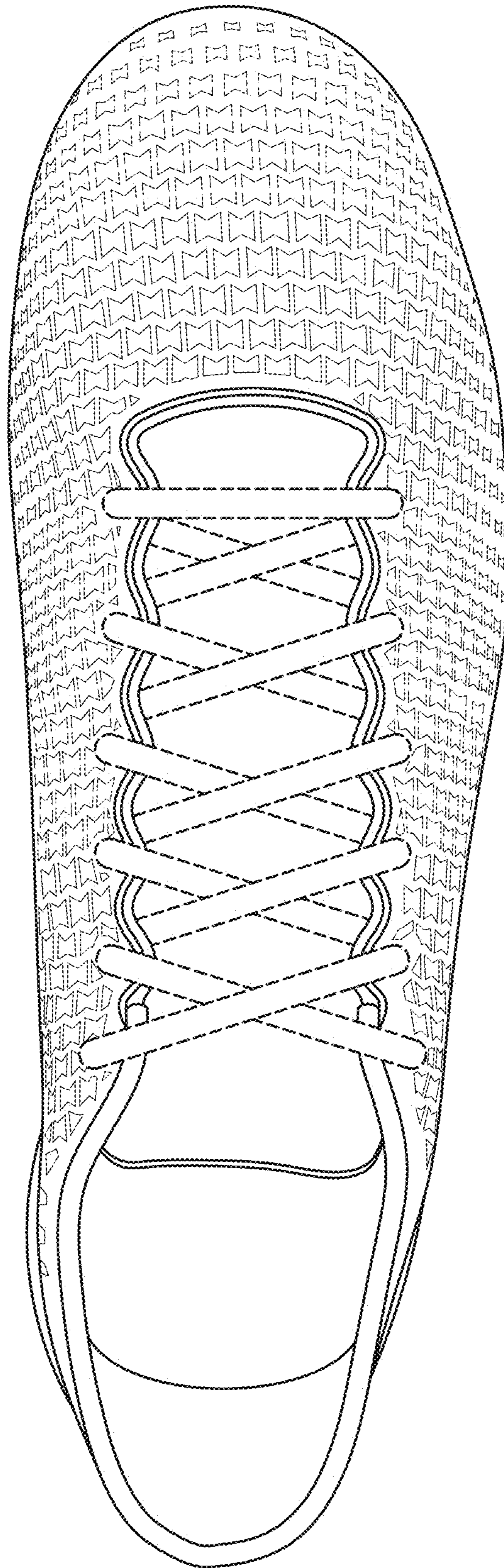


FIG.6

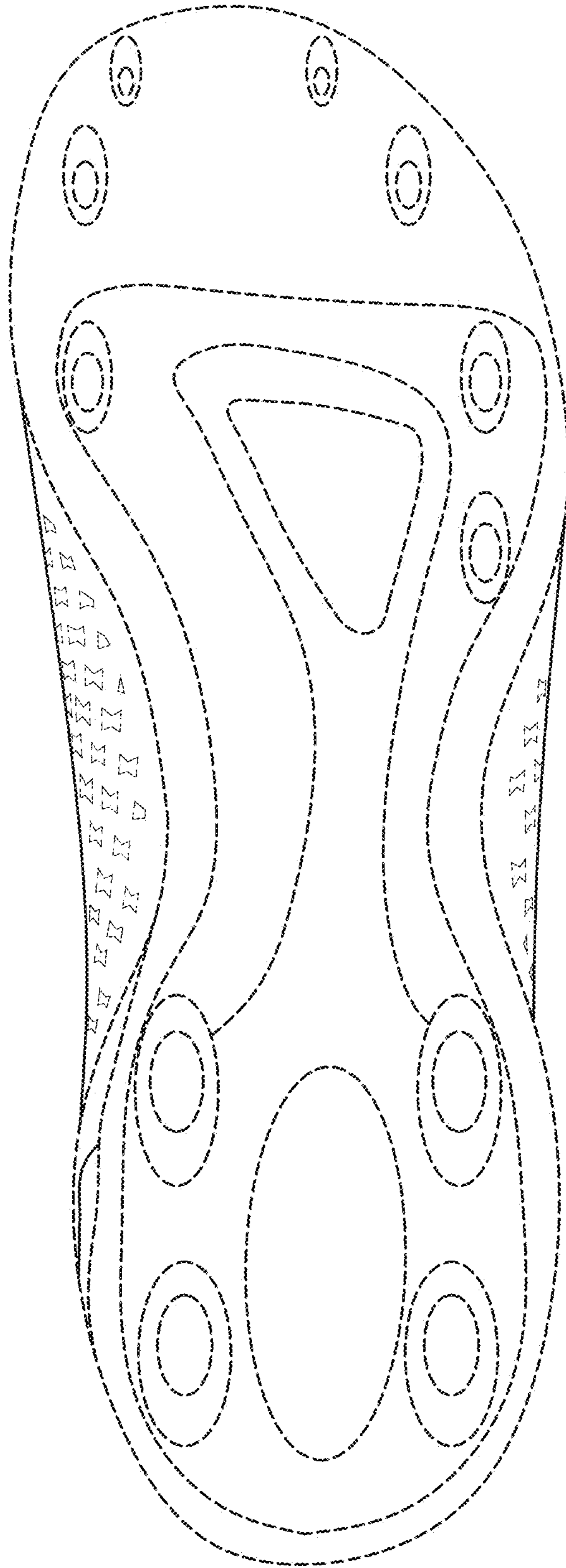


FIG. 7