



US00D746555S

(12) **United States Design Patent**  
**Branson**

(10) **Patent No.:** **US D746,555 S**  
(45) **Date of Patent:** **\*\* Jan. 5, 2016**

(54) **BANDANA**

(71) Applicant: **Radians, Inc.**, Memphis, TN (US)

(72) Inventor: **Daniel Paul Branson**, Collierville, TN (US)

(73) Assignee: **Radians, Inc.**, Memphis, TN (US)

(\*\*) Term: **14 Years**

(21) Appl. No.: **29/479,547**

(22) Filed: **Jan. 17, 2014**

(51) **LOC (10) Cl.** ..... **02-03**

(52) **U.S. Cl.**  
USPC ..... **D2/881**

(58) **Field of Classification Search**  
USPC ..... D2/500, 501, 502, 503, 826, 880, 881,  
D2/882; D30/145; 2/171, 172, 206, 207  
CPC ..... A41D 23/00; A41D 2023/002; A41D  
2023/006; A42B 1/041; A42B 7/00; A42B  
1/066; A42B 1/061; A42B 1/008; A42B  
1/045; A42B 1/04; A42B 5/00  
See application file for complete search history.

(56) **References Cited**

**U.S. PATENT DOCUMENTS**

D117,724	S	*	11/1939	Steinberg	.....	D2/500
D165,054	S	*	11/1951	Crowthers	.....	D2/880
5,594,956	A	*	1/1997	Barrientos	.....	2/207
5,685,016	A	*	11/1997	Douglas	.....	2/171
D402,785	S	*	12/1998	Franzreb	.....	D2/500
D425,263	S	*	5/2000	Hanada	.....	D30/145
6,282,722	B1	*	9/2001	Pogachar	.....	2/206
6,353,937	B1	*	3/2002	Martindale	.....	2/207
D458,004	S	*	6/2002	Magdziak-Hautala	.....	D2/500
6,401,255	B1	*	6/2002	Douglas	.....	2/207
D515,278	S	*	2/2006	Jendrucko et al.	.....	D2/500
7,096,510	B2	*	8/2006	Yeadon	.....	2/202
D542,481	S	*	5/2007	Katz	.....	D30/145
7,591,025	B2	*	9/2009	McGhee	.....	2/206
D603,145	S	*	11/2009	Erby	.....	D2/882
D627,955	S		11/2010	Schrab	.....	

(Continued)

*Primary Examiner* — Karen E. Eldridge Powers

*Assistant Examiner* — Jasmine Mlinarcik

(74) *Attorney, Agent, or Firm* — Brinks Gilson & Lione

(57) **CLAIM**

The ornamental design for a bandana, as shown and described.

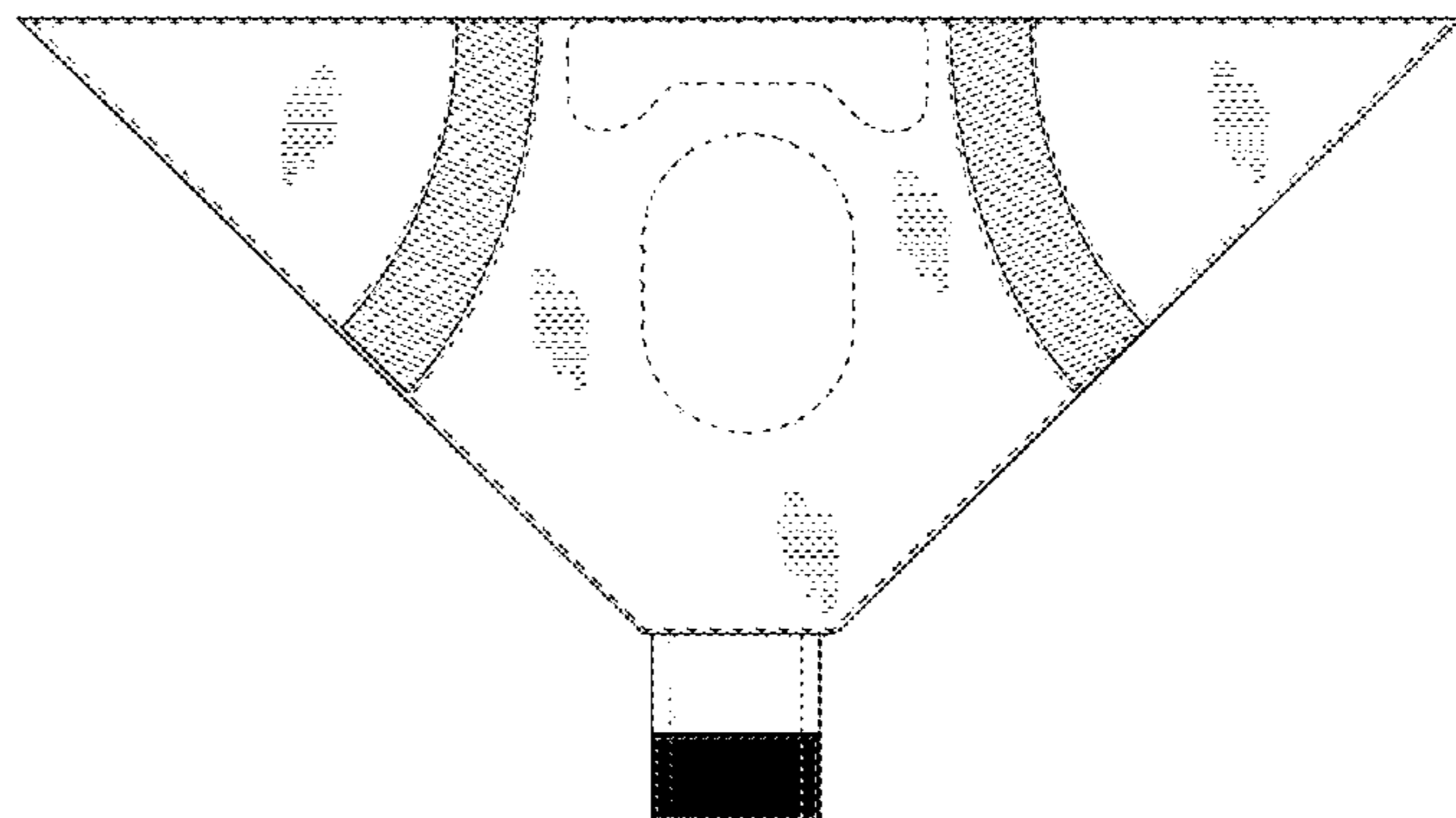
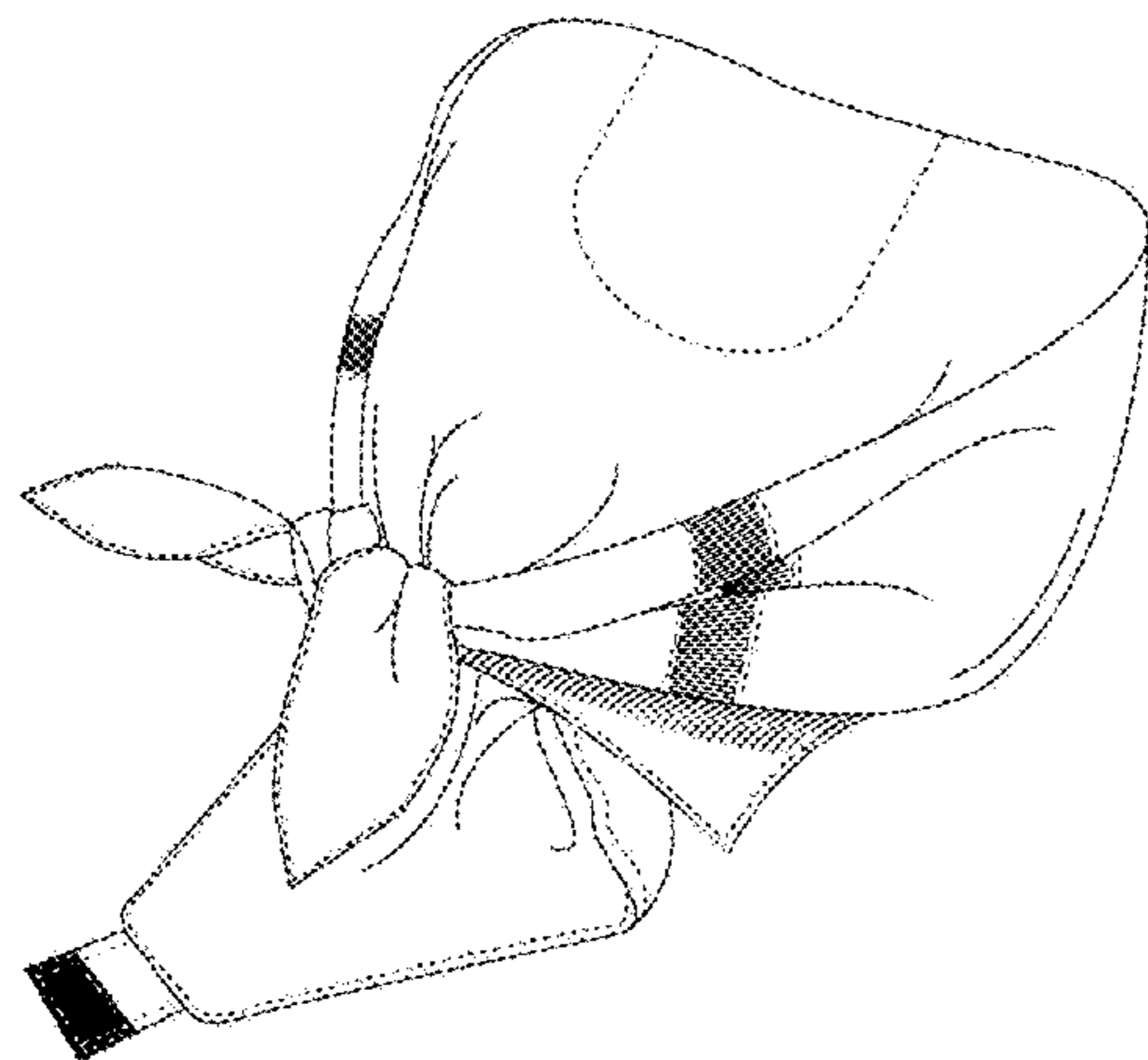
**DESCRIPTION**

FIG. 1 is a rear perspective view of a bandana according to an embodiment of the invention;  
FIG. 2 is a front perspective view of a bandana according to an embodiment of the invention;  
FIG. 3 is a top plan view of a bandana according to an embodiment of the invention;  
FIG. 4 is a bottom plan view of a bandana according to an embodiment of the invention;  
FIG. 5 is a rear elevation view of a bandana according to an embodiment of the invention;  
FIG. 6 is a front elevation view of a bandana according to an embodiment of the invention;  
FIG. 7 is a first side elevation view of a bandana according to an embodiment of the invention; and,  
FIG. 8 is a second side elevation view of a bandana according to an embodiment of the invention.

The broken lines shown on the edges and on the central portion of the bandana are stitch lines and form a part of the claimed design. The dashed lines showing an individual's head, neck and facial features in FIG. 2 is to illustrate the claimed design as it appears when worn and form no part of the claimed design.

The solid black shading represents the color black. The cross-hatch pattern shown in the two shapes in FIG. 4 represents a fabric contrasting in appearance from that fabric shown with uniform shading. The line segments on the perimeter of the contrasting fabric represents an overlap in fabric. The lining shown on the arched shapes represent yet another fabric contrasting in appearance from the other fabrics shown.

**1 Claim, 5 Drawing Sheets**



# US D746,555 S

Page 2

---

(56)

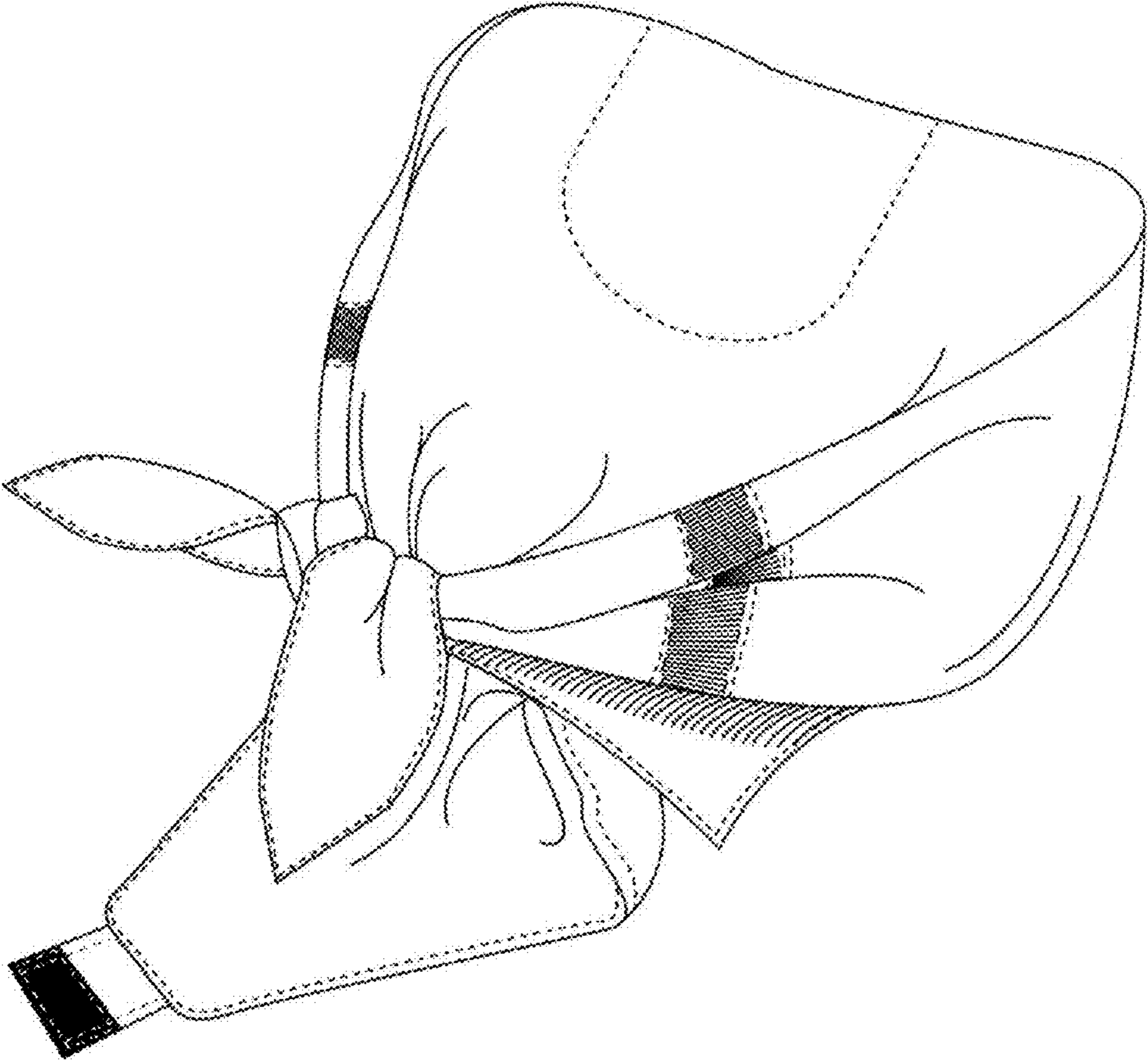
## References Cited

### U.S. PATENT DOCUMENTS

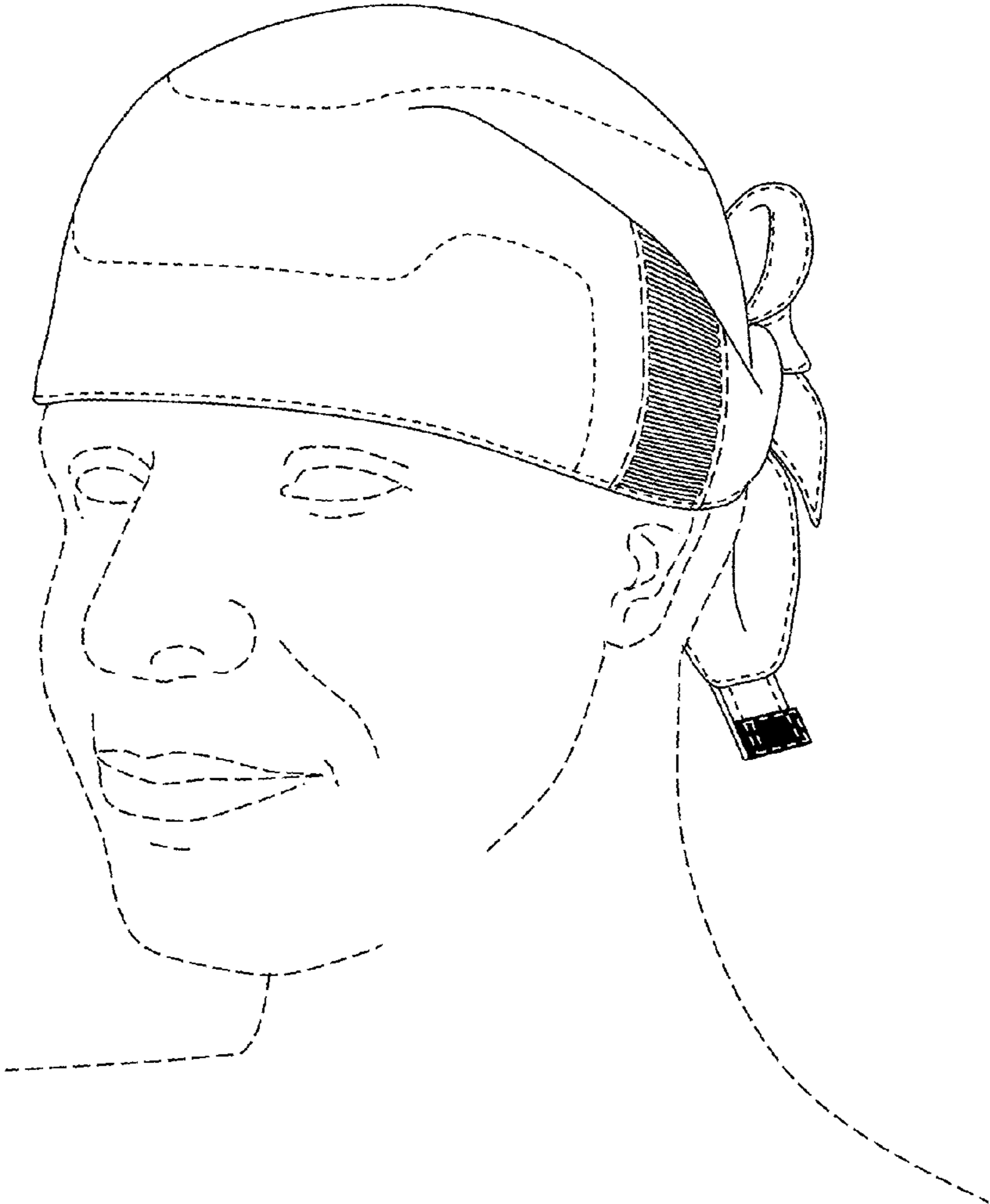
D631,208 S \* 1/2011 Gazaway ..... D30/145  
D690,469 S \* 9/2013 Christianson ..... D28/92  
D705,491 S \* 5/2014 Jennings ..... D29/102

2002/0083509 A1\* 7/2002 Douglas ..... 2/172  
2006/0005297 A1\* 1/2006 Blecha ..... 2/207  
2006/0048277 A1\* 3/2006 Yeadon ..... 2/204  
2009/0199327 A1\* 8/2009 Hokin ..... 2/425  
2011/0265247 A1\* 11/2011 Nolan ..... 2/181

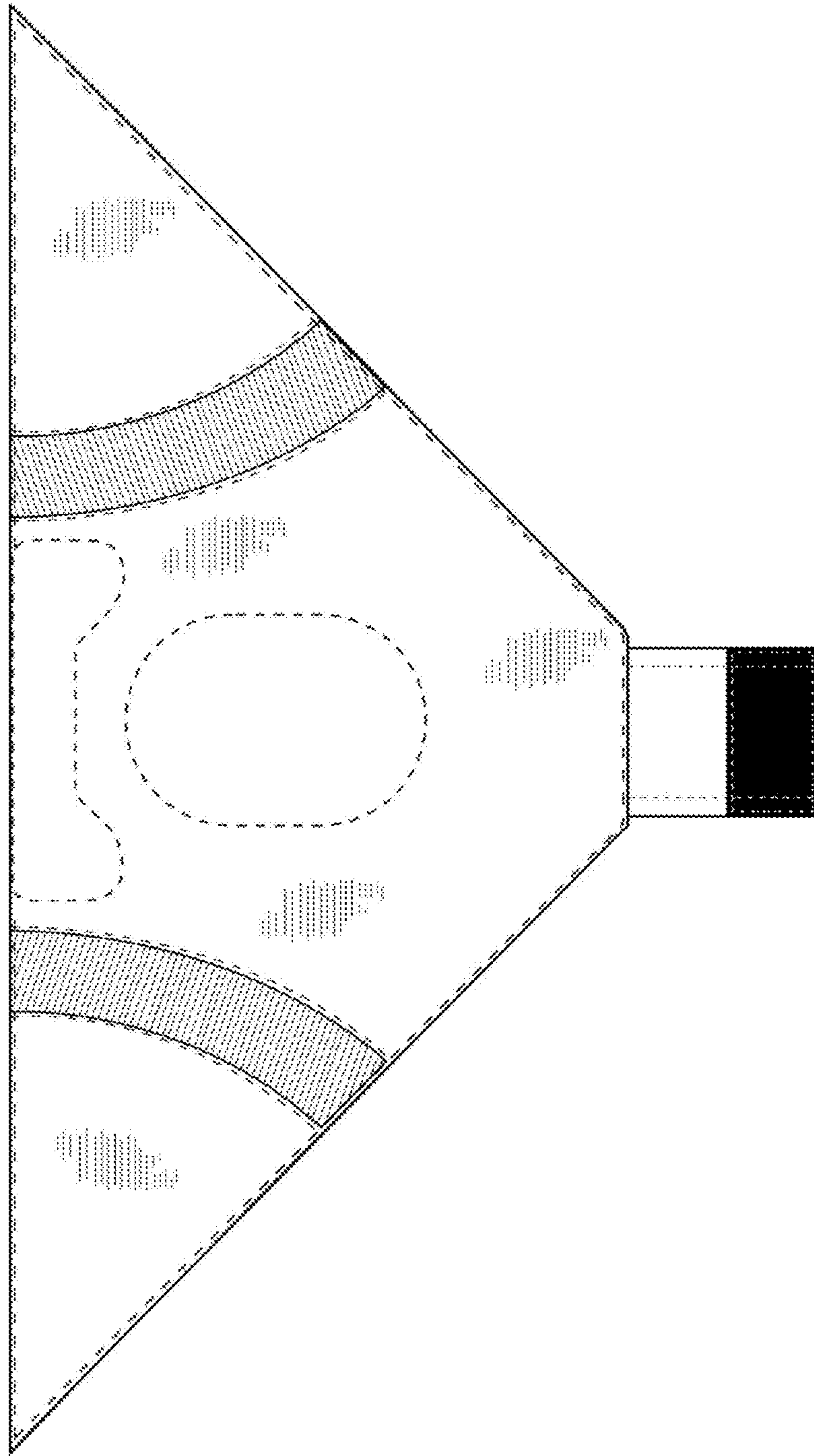
\* cited by examiner



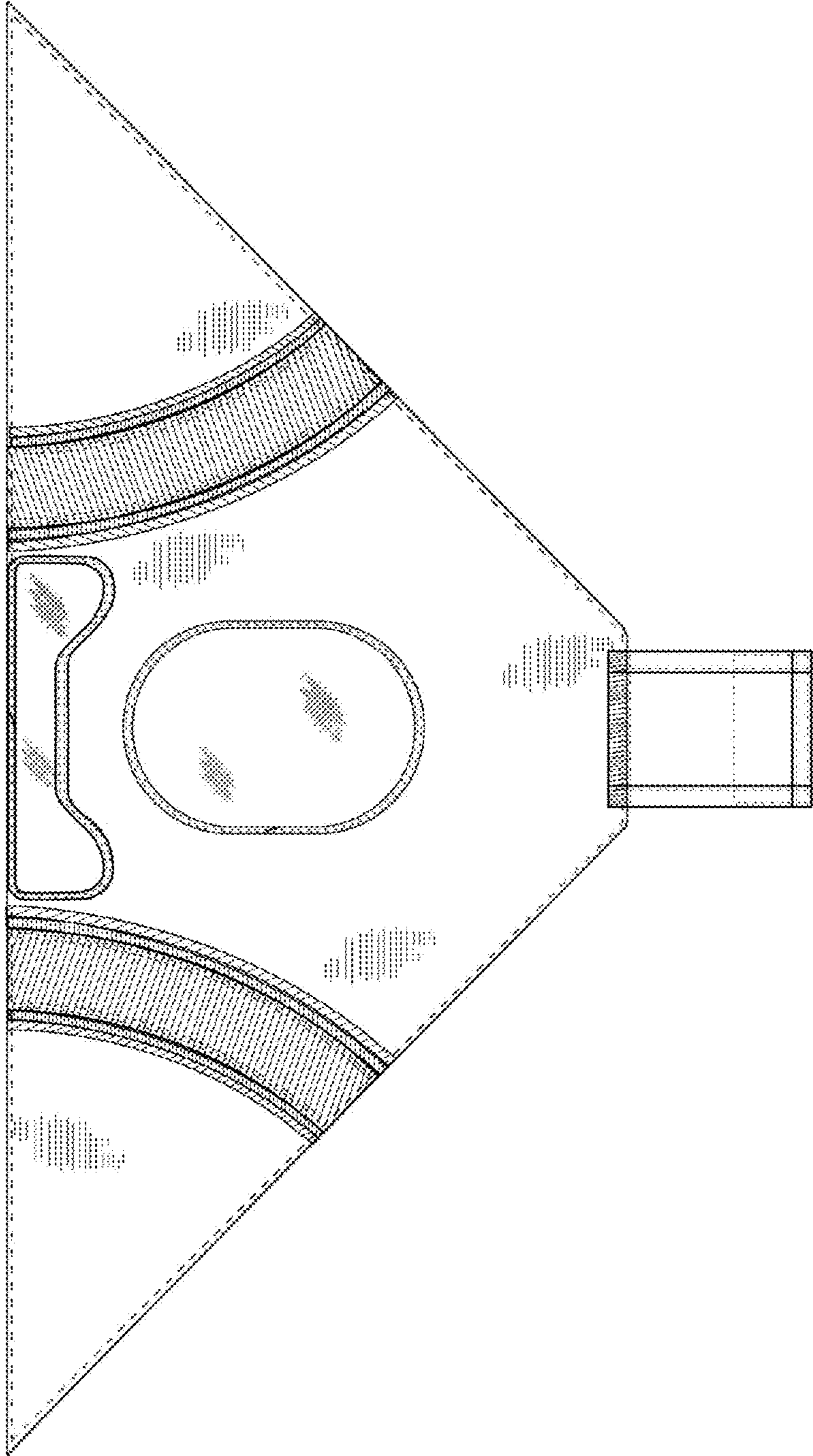
**FIG. 1**



**FIG. 2**



**FIG. 3**



**FIG. 4**



**FIG. 5**



**FIG. 6**



**FIG. 7**



**FIG. 8**