



US00D746517S

(12) **United States Design Patent**
Hayashi

(10) **Patent No.:** **US D746,517 S**
(45) **Date of Patent:** **** Dec. 29, 2015**

(54) **HEADPHONE COVER**

(71) Applicant: **Masayuki Hayashi**, Fuchu (JP)

(72) Inventor: **Masayuki Hayashi**, Fuchu (JP)

(**) Term: **14 Years**

(21) Appl. No.: **29/483,170**

(22) Filed: **Feb. 26, 2014**

(30) **Foreign Application Priority Data**

Aug. 27, 2013 (JP) 2013-019565

(51) **LOC (10) Cl.** **29-02**

(52) **U.S. Cl.**
USPC **D29/112**

(58) **Field of Classification Search**
USPC D29/100, 102, 105, 106, 108, 112, 122;
2/455, 410, 423, 424, 425, 9, 171, 206,
2/208, 209, 918; D14/205, 223; 181/129,
181/135; 379/430, 431; 381/380, 381, 374
CPC A42B 3/16; A42B 3/163; A42B 3/166;
A61F 11/06; A61F 11/08; A61F 2011/085;
A61F 11/10; A61F 11/12; A61F 11/14;
A61F 2011/145; A63B 71/10; H04R 1/10;
H04R 1/1008; H04R 1/1016; H04R 1/105;
H04R 5/033; H04R 5/0335

See application file for complete search history.

(56) **References Cited**

U.S. PATENT DOCUMENTS

2,325,150 A * 7/1943 Max Sahlmann 2/209
2,378,398 A * 6/1945 Fiedler 2/209
2,582,907 A * 1/1952 Kaufmann 2/209
2,700,162 A * 1/1955 Fuller 2/209
D328,160 S * 7/1992 Sudduth D29/112

D331,130 S * 11/1992 Williams D29/112
D344,611 S * 2/1994 Hordis D29/112
D364,710 S * 11/1995 Byrd D29/112
5,778,455 A * 7/1998 Joseph 2/209
5,898,945 A * 5/1999 Weiser 2/209
5,920,912 A * 7/1999 Patchett 2/209
D425,671 S * 5/2000 Cooper et al. D29/112
D434,877 S * 12/2000 Harral D29/112
6,298,493 B1 * 10/2001 Ambroise 2/209
D547,008 S * 7/2007 Machold D29/112
D656,886 S * 4/2012 Kassouni D12/401
D657,730 S * 4/2012 Kassouni D12/401
8,443,466 B2 * 5/2013 Tipp 2/209
D687,189 S * 7/2013 Fairclough et al. D29/112
2009/0077715 A1 * 3/2009 Jack 2/174

OTHER PUBLICATIONS

Office Action issued by JPO on May 13, 2014 to JP design application 2013-019565.
HD1300131300 Silent Scan; Avotec, Inc.; dated Mar. 16, 2001.

* cited by examiner

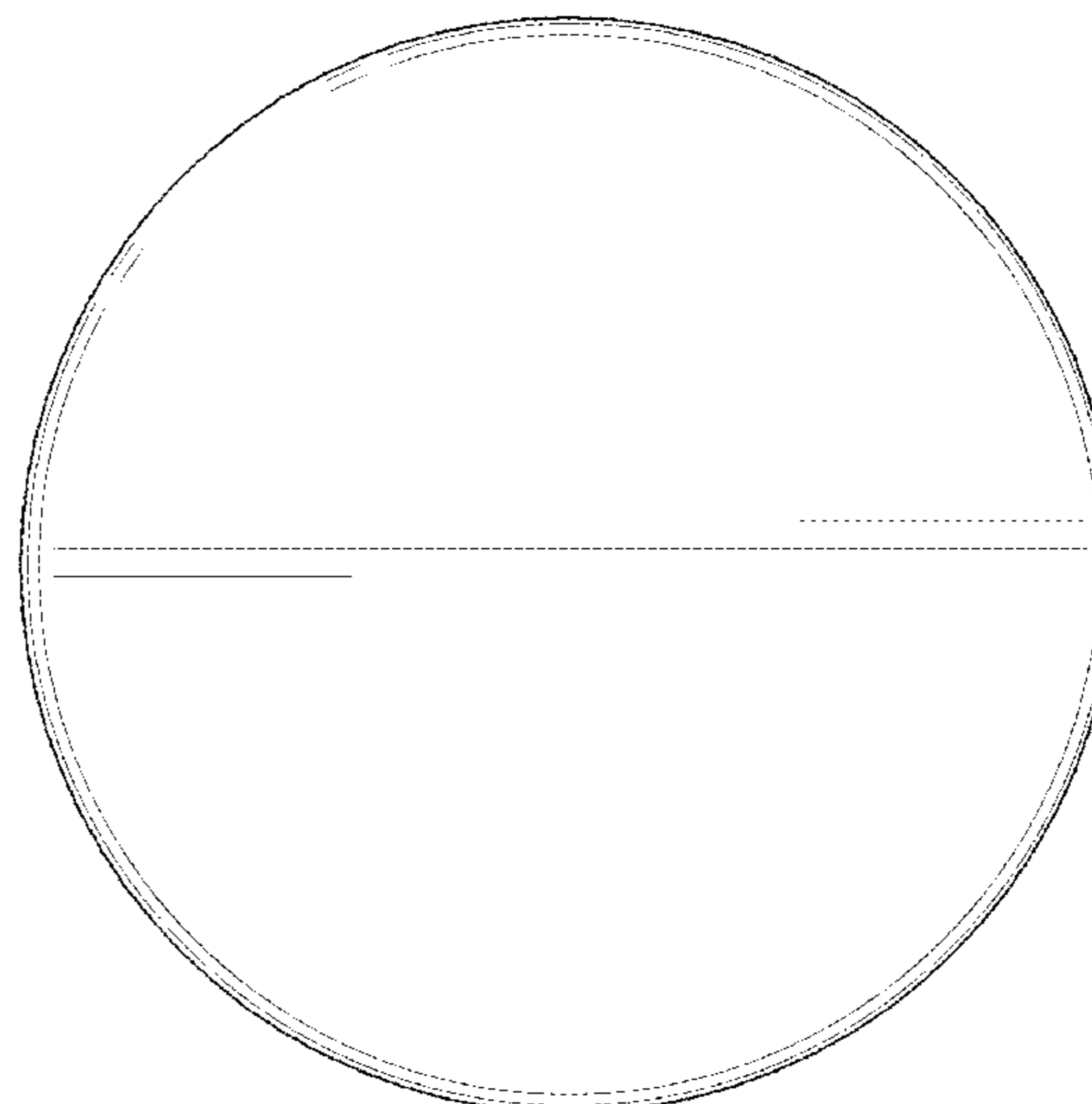
Primary Examiner — Elizabeth J Oswecki
(74) *Attorney, Agent, or Firm* — Novak Druce Connolly Bove + Quigg LLP

(57) **CLAIM**
The ornamental design for a headphone cover, as shown and described.

DESCRIPTION

FIG. 1 is a front view of a headphone cover showing my new design;
FIG. 2 is a top view thereof;
FIG. 3 is a bottom view thereof; and,
FIG. 4 is a left side view thereof, the right side view being a mirror image.
All surfaces not shown form no part of the claimed design.

1 Claim, 4 Drawing Sheets



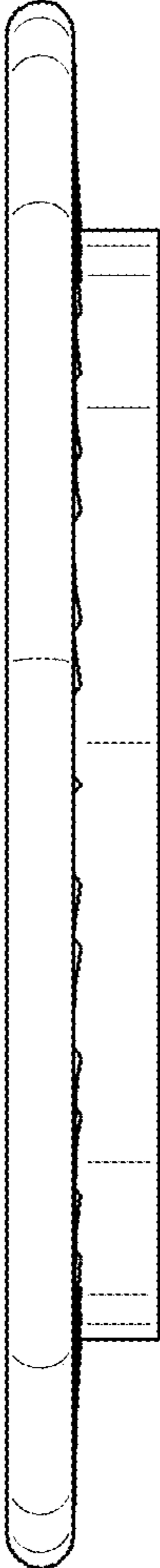


FIG. 1

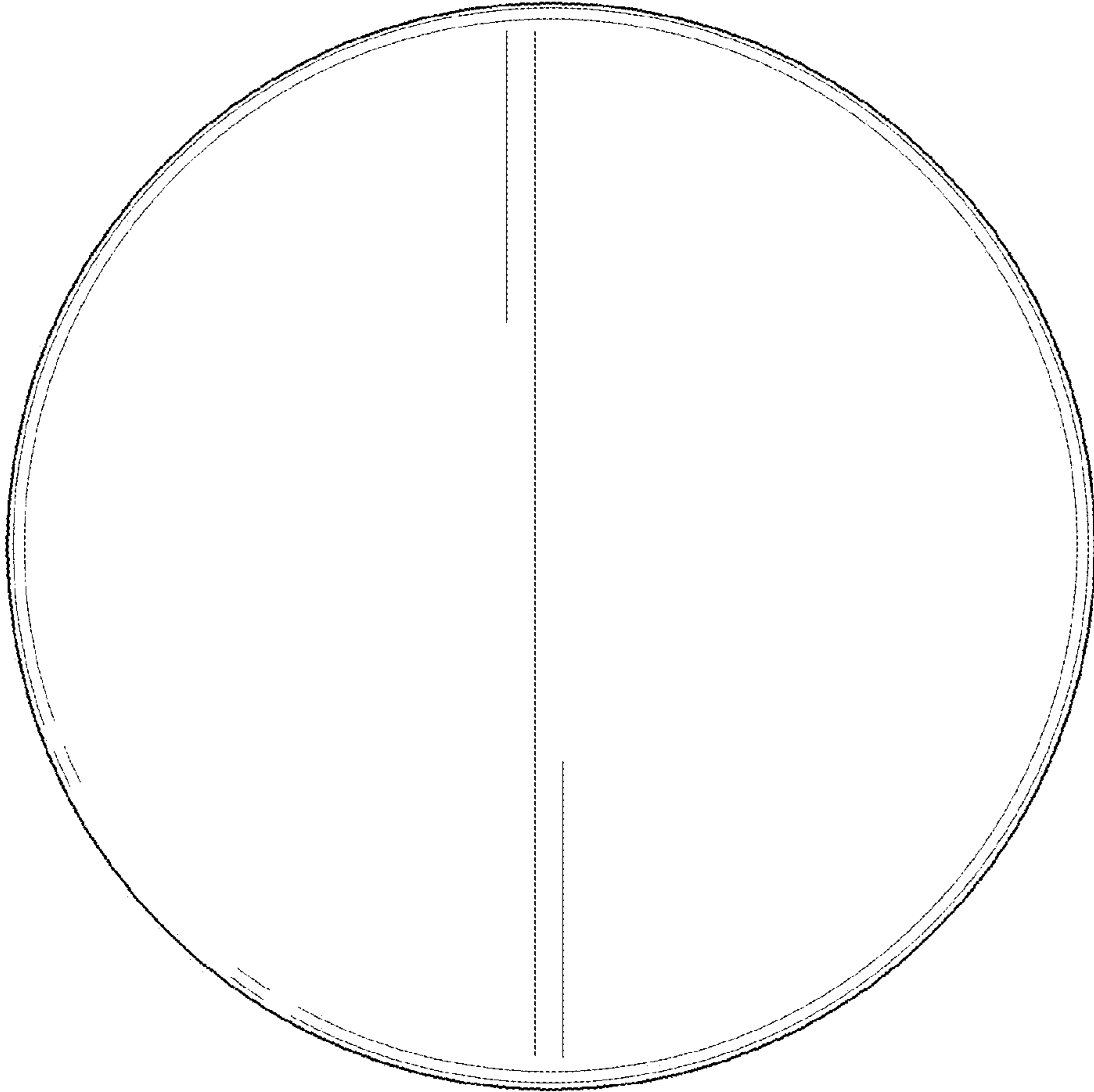


FIG. 2

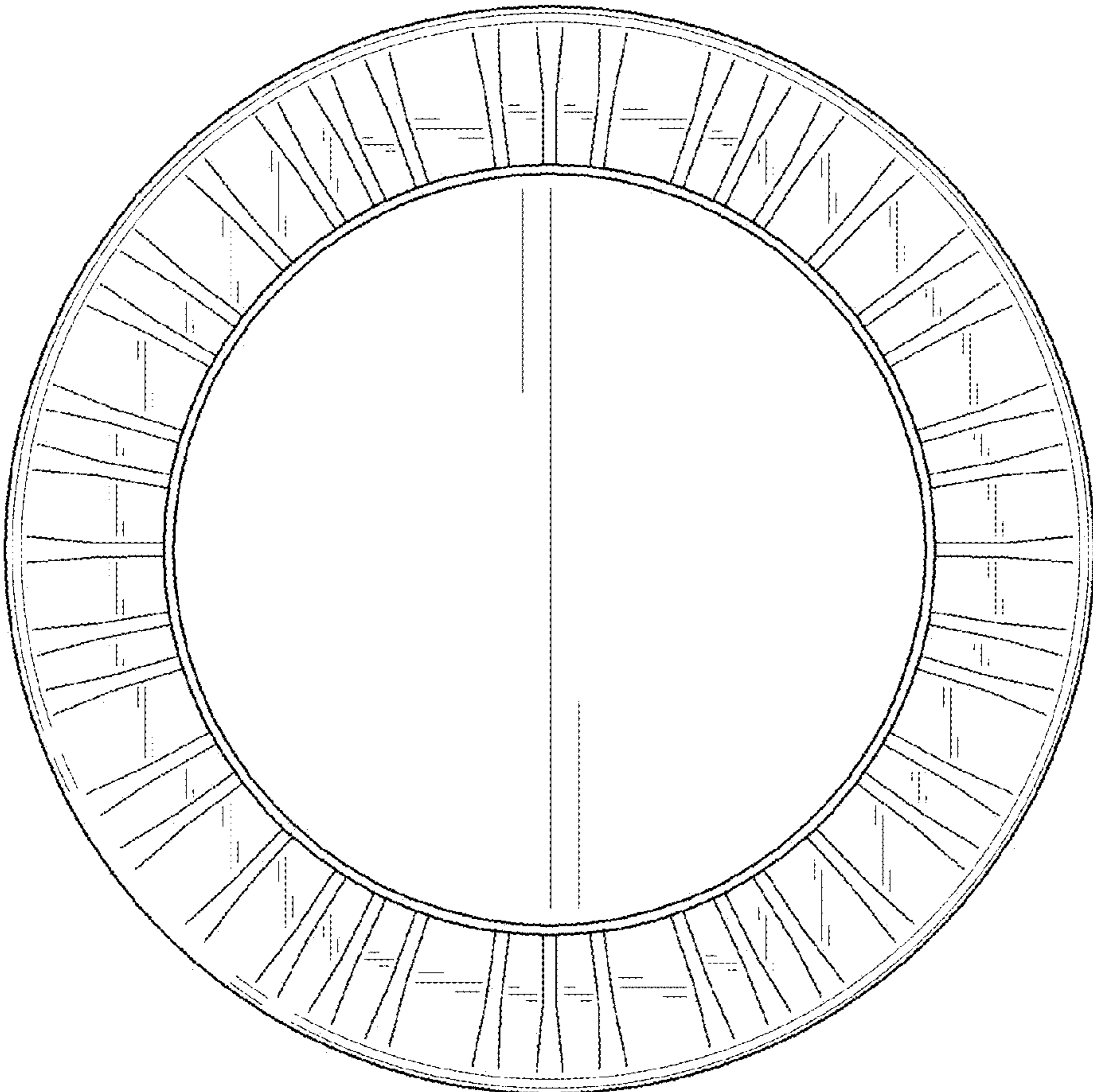


FIG. 3

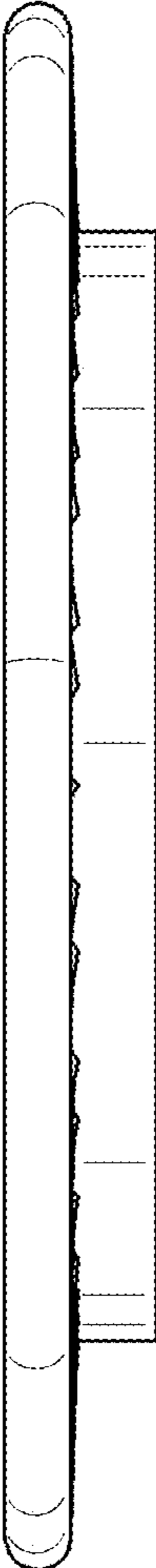


FIG. 4