



US00D746507S

(12) **United States Design Patent**
Kovac

(10) **Patent No.:** **US D746,507 S**

(45) **Date of Patent:** **** Dec. 29, 2015**

(54) **LAMP**

(71) Applicant: **FUTUREBOY, LLC**, Los Angeles, CA
(US)

(72) Inventor: **Jerry Michael Kovac**, Los Angeles, CA
(US)

(73) Assignee: **FUTUREBOY, LLC**, Los Angeles, CA
(US)

(**) Term: **14 Years**

(21) Appl. No.: **29/502,050**

(22) Filed: **Sep. 11, 2014**

(51) **LOC (10) Cl.** **26-03**

(52) **U.S. Cl.**
USPC **D26/98**

(58) **Field of Classification Search**
USPC D26/73, 93-101, 142, 146, 147, 156;
D11/131, 157, 158; D21/350, 361,
D21/383, 385, 576, 611
CPC F21S 6/002; F21W 2101/00; F21W
2121/00; F21W 2131/30

See application file for complete search history.

(56) **References Cited**

U.S. PATENT DOCUMENTS

D544,133 S	6/2007	Kovac	
D572,775 S *	7/2008	Gibson	D11/158
D650,538 S *	12/2011	Anderson	D21/611
D651,537 S *	1/2012	Anguelidis	D11/158
D704,282 S *	5/2014	Hengel	D21/611
D729,881 S *	5/2015	Hengel	D21/611
D732,546 S *	6/2015	Leitman	D11/158
D733,349 S *	6/2015	Kim	D26/98

* cited by examiner

Primary Examiner — Brian N Vinson

(74) *Attorney, Agent, or Firm* — Christie, Parker & Hale, LLP

(57) **CLAIM**

The ornamental design for a lamp, as shown and described.

DESCRIPTION

FIG. 1 is a front-top-right perspective view of a lamp embodiment showing my new design;
FIG. 2 is a back-top-right perspective view thereof;
FIG. 3 is a top view thereof;
FIG. 4 is a right side elevational view thereof; the left side elevational view being similar;
FIG. 5 is a bottom view thereof;
FIG. 6 is a front view thereof; and,
FIG. 7 is a back view thereof.
The broken-line disclosure represents portions of the lamp which form no part of the claimed design.

1 Claim, 6 Drawing Sheets

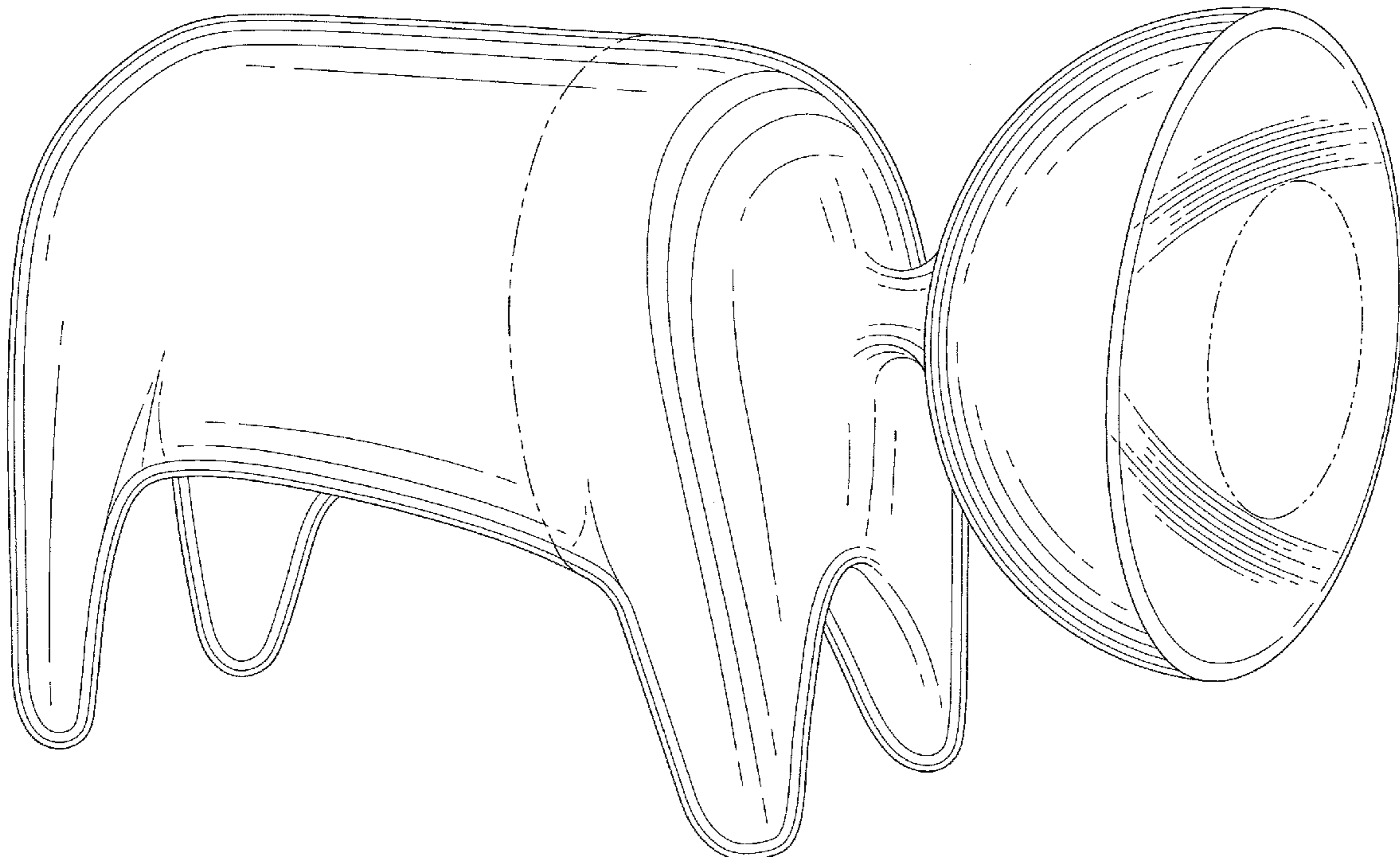



FIG. 1



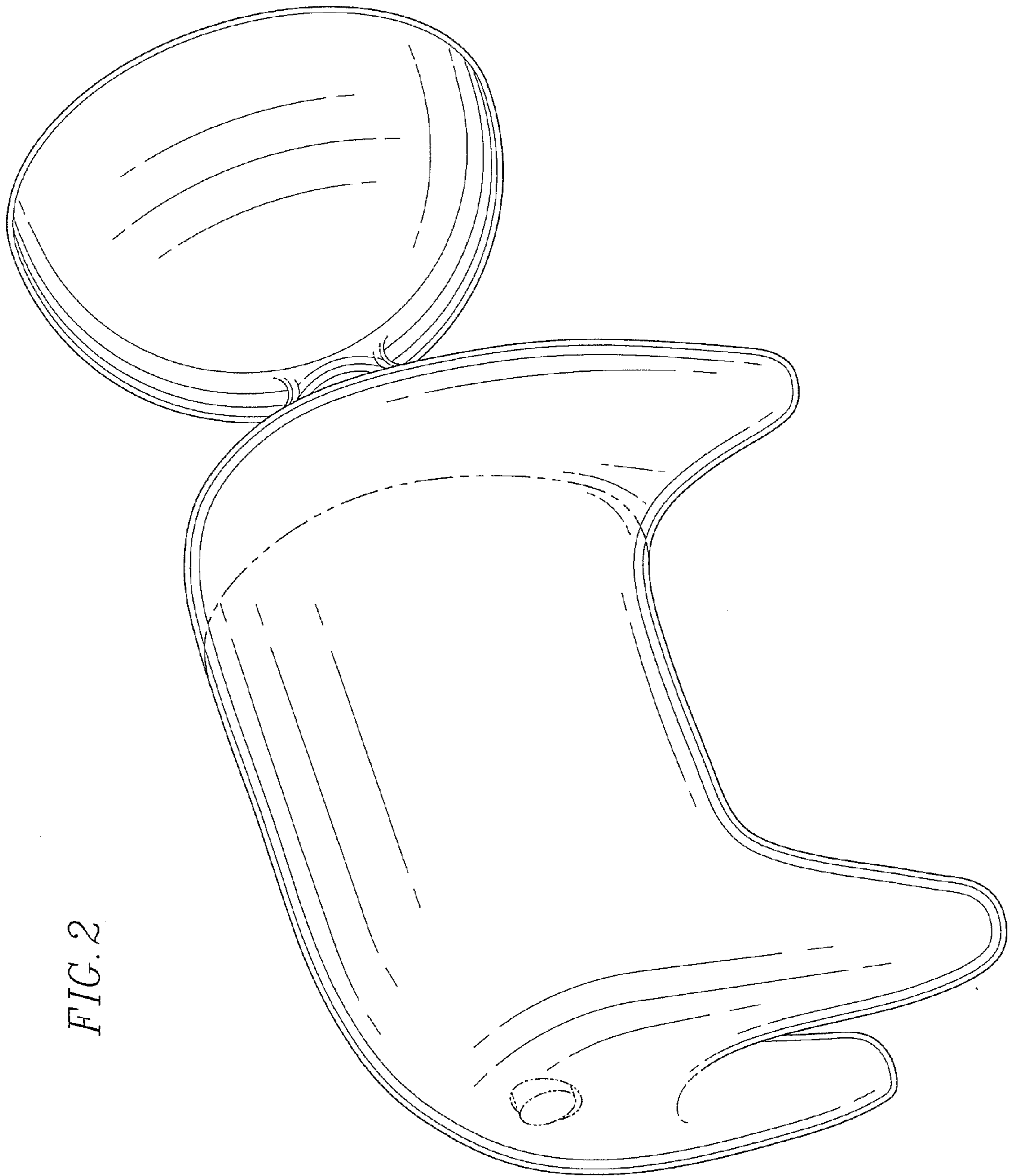


FIG. 2

FIG. 3

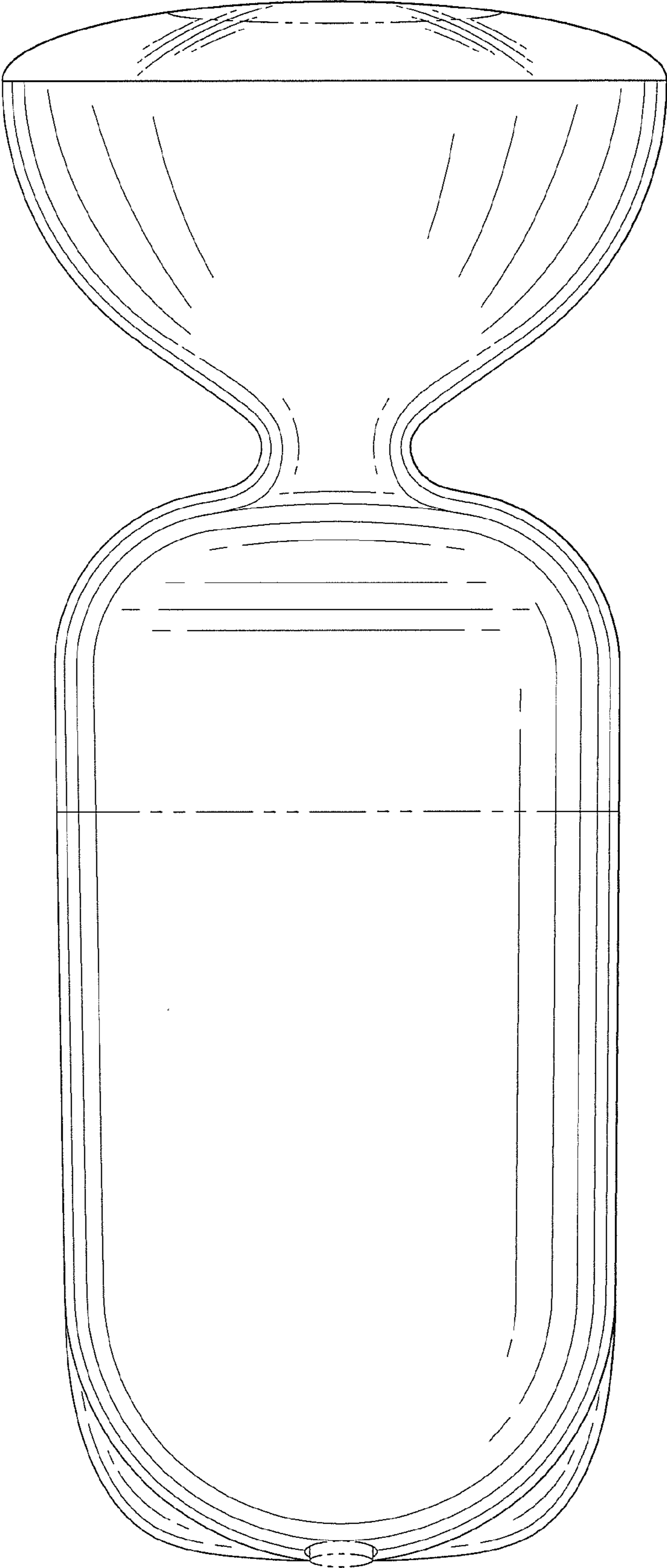


FIG. 4

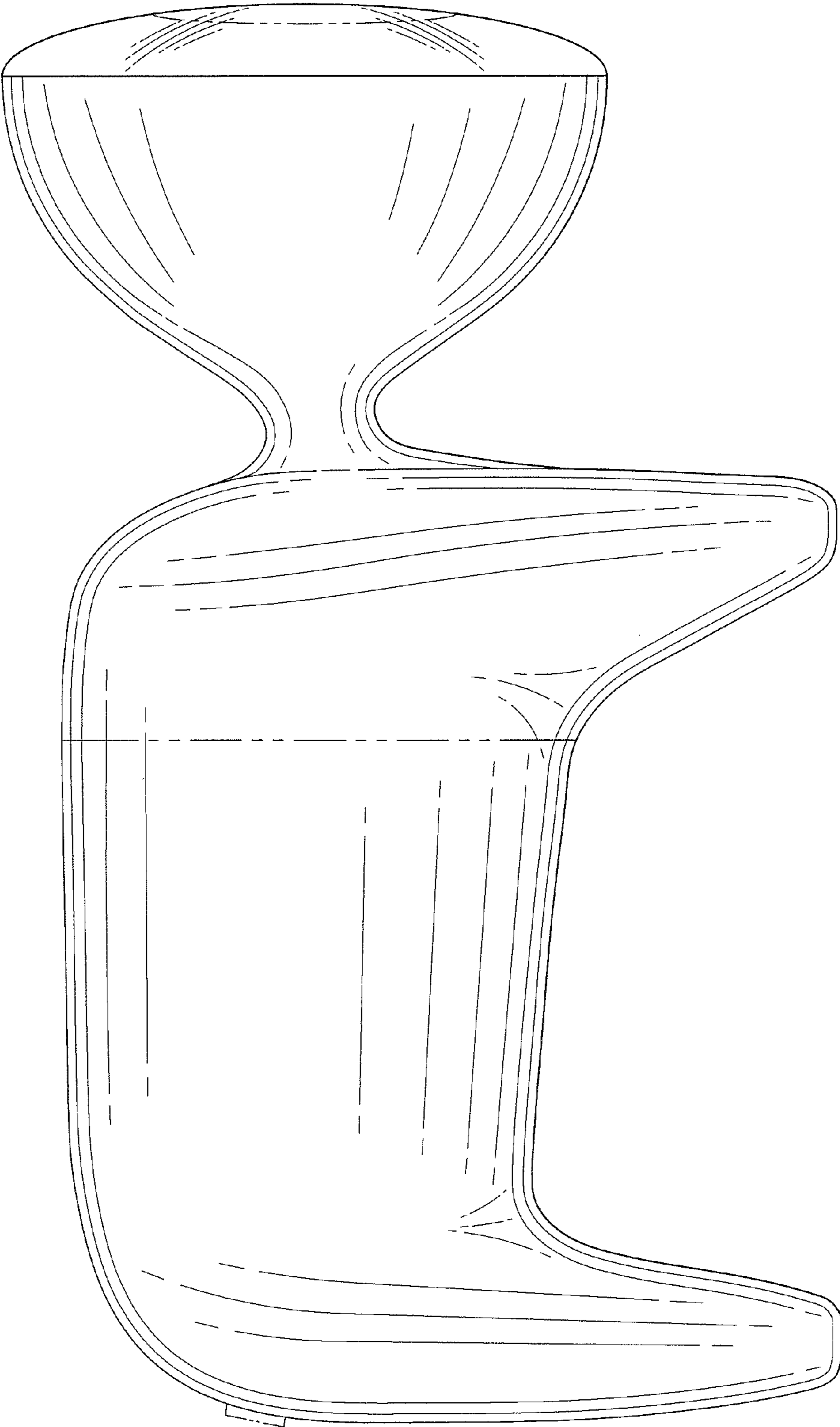


FIG. 5




FIG. 7

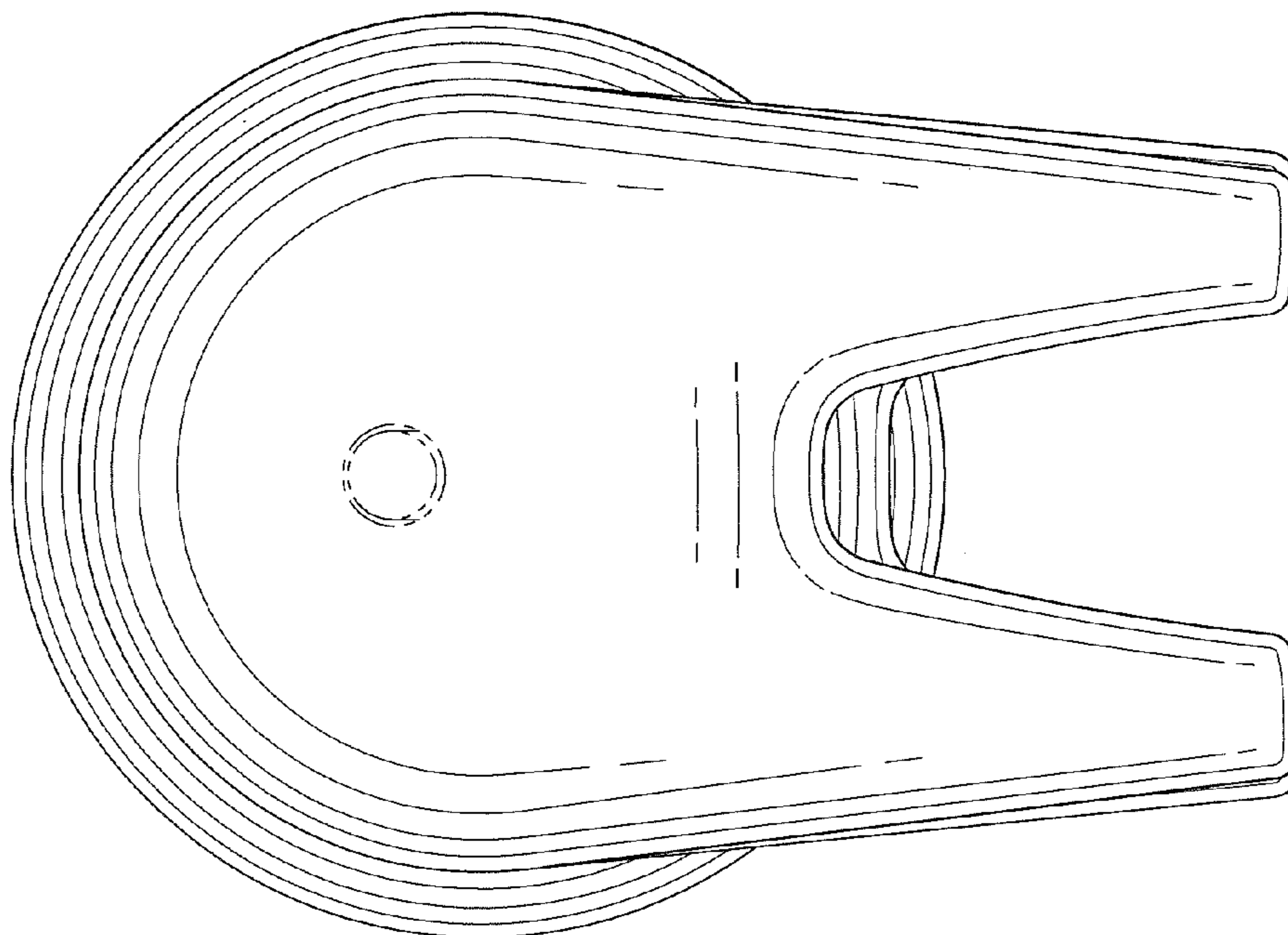


FIG. 6

