



US00D746506S

(12) **United States Design Patent**
Grasser

(10) **Patent No.:** **US D746,506 S**

(45) **Date of Patent:** **** Dec. 29, 2015**

(54) **LIGHT FIXTURE**

(71) Applicant: **EGLO Leuchten GmbH**, Pill (AT)

(72) Inventor: **Markus Grasser**, Innsbruck (AT)

(73) Assignee: **EGLO LEUCHTEN GMBH** (AT)

(**) Term: **14 Years**

(21) Appl. No.: **29/507,402**

(22) Filed: **Oct. 27, 2014**

(51) **LOC (10) Cl.** **26-03**

(52) **U.S. Cl.**
USPC **D26/90**

(58) **Field of Classification Search**
USPC D26/76, 80, 86, 88, 90, 91, 118, 120
CPC F21S 8/06; F21S 8/061; F21S 8/063;
F21S 8/065; F21S 8/068; F21V 5/007; F21V
5/005; F21V 5/008
See application file for complete search history.

(56) **References Cited**

U.S. PATENT DOCUMENTS

D128,786 S *	8/1941	McCann	D26/90
2,474,308 A *	6/1949	Franck et al.	362/224
6,299,326 B1 *	10/2001	Andrus et al.	362/373
D554,793 S *	11/2007	Bobel	D26/76
D558,380 S *	12/2007	Starck	D26/76
D626,267 S *	10/2010	Ng	D26/76

D633,642 S *	3/2011	Wauters	D26/85
D637,338 S *	5/2011	Kong et al.	D26/88
D649,278 S	11/2011	Sabernig	
D649,279 S *	11/2011	Sabernig	D26/90
D654,612 S *	2/2012	Ng	D26/80
D689,647 S *	9/2013	Brott et al.	D26/88
D728,145 S *	4/2015	Shiqiang	D26/88
2009/0185379 A1 *	7/2009	Chen	362/294

* cited by examiner

Primary Examiner — Clare E Heflin

(74) *Attorney, Agent, or Firm* — Baker & McKenzie LLP

(57) **CLAIM**

The ornamental design for a light fixture, as shown and described.

DESCRIPTION

FIG. 1 is a perspective view of a light fixture in accordance with my design;

FIG. 2 is a top plan view of the light fixture in accordance with my design;

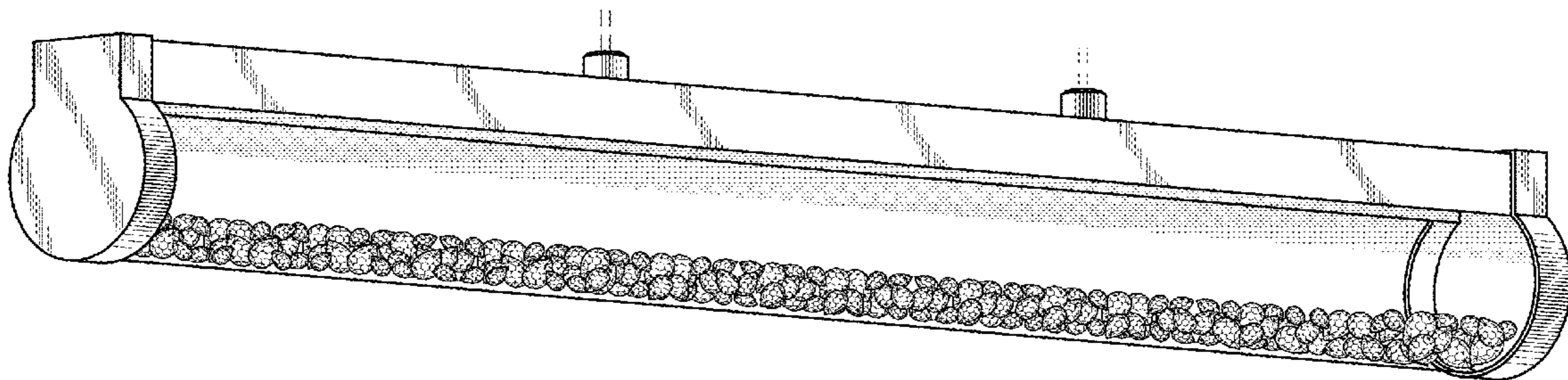
FIG. 3 is a bottom plan view of light fixture in accordance with my design;

FIG. 4 is a front elevation view of the light fixture in accordance with my design, the opposite side being a mirror image of that shown; and,

FIG. 5 is a side elevation view of the light fixture in accordance with my design, the opposite side being a mirror image of that shown.

The broken lines shown in FIGS. 1, 2, 4 and 5 depict support rods that form no part of the claimed design.

1 Claim, 1 Drawing Sheet



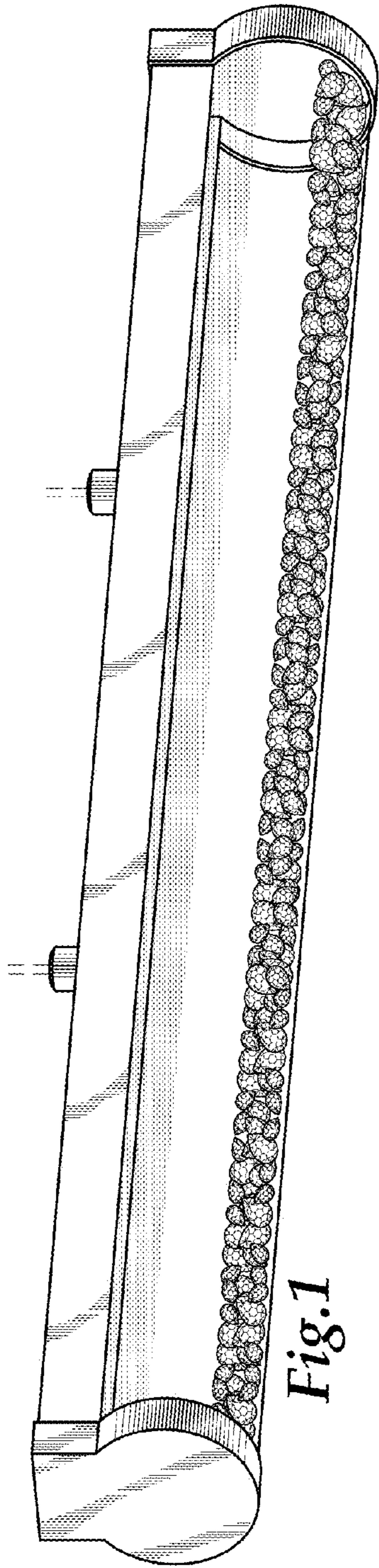


Fig.1

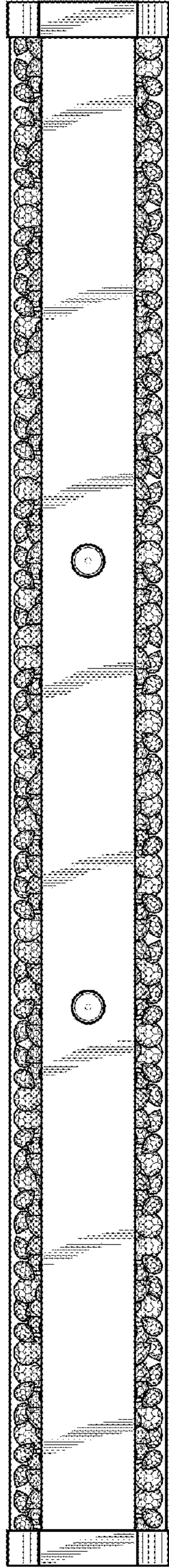


Fig.2




Fig.3

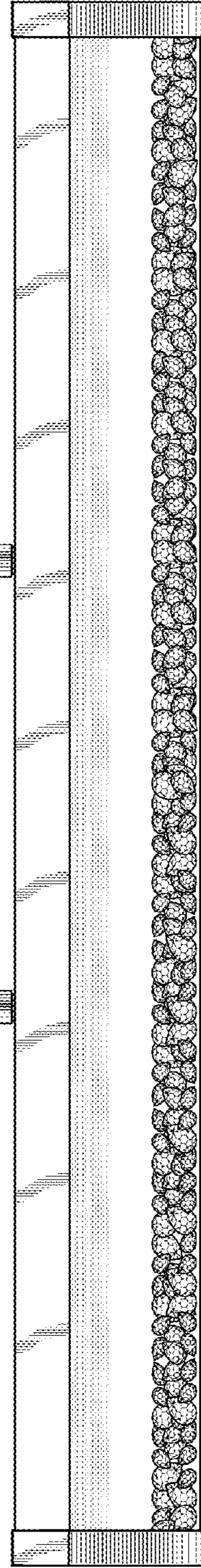


Fig.4

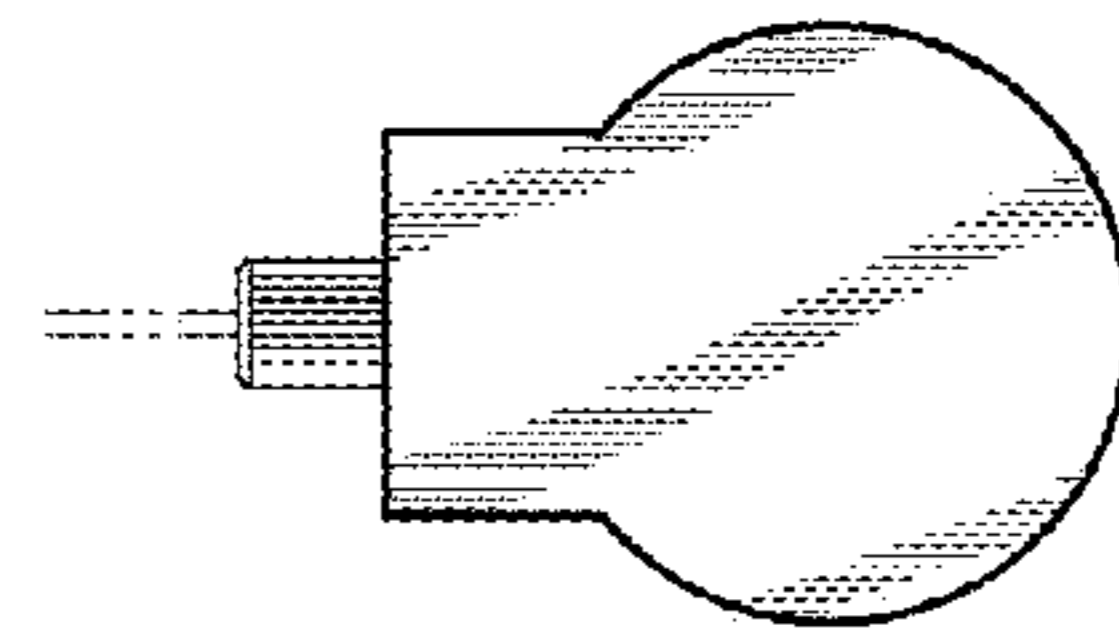


Fig.5

UNITED STATES PATENT AND TRADEMARK OFFICE
CERTIFICATE OF CORRECTION

PATENT NO. : D746,506 S
APPLICATION NO. : 29/507402
DATED : December 29, 2015
INVENTOR(S) : Markus Grasser

Page 1 of 1

It is certified that error appears in the above-identified patent and that said Letters Patent is hereby corrected as shown below:

Title Page under "DESCRIPTION"; line 3; after "Fig 2. is a", delete "ton" and replace with "top".

Therefore, line 3 should read:

-- FIG 2. is a top plan view of the light fixture in accordance with my design. --

Signed and Sealed this
Eighteenth Day of October, 2016



Michelle K. Lee
Director of the United States Patent and Trademark Office