



US00D746505S

(12) **United States Design Patent**
Sabernig

(10) **Patent No.:** **US D746,505 S**

(45) **Date of Patent:** **** Dec. 29, 2015**

(54) **LIGHT FIXTURE**

(71) Applicant: **EGLO LEUCHTEN GMBH.,** Münster (AT)

(72) Inventor: **Robert Sabernig,** Münster (AT)

(73) Assignee: **EGLO LEUCHTEN GMBH** (AT)

(**) Term: **14 Years**

(21) Appl. No.: **29/504,980**

(22) Filed: **Oct. 10, 2014**

(51) **LOC (10) Cl.** **26-03**

(52) **U.S. Cl.**
USPC **D26/90**

(58) **Field of Classification Search**
USPC D26/76, 80, 86, 88, 90, 91, 118, 120
CPC F21S 8/06; F21S 8/061; F21S 8/063;
F21S 8/065; F21S 8/068; F21V 5/07; F21V
5/005; F21V 5/008
See application file for complete search history.

(56) **References Cited**

U.S. PATENT DOCUMENTS

2,474,308	A *	6/1949	Franck et al.	362/224
6,299,326	B1 *	10/2001	Andrus et al.	362/373
D554,793	S *	11/2007	Bobel	D26/76
D558,380	S *	12/2007	Starck	D26/76
D626,267	S *	10/2010	Ng	D26/76

D633,642	S *	3/2011	Wauters	D26/85
D637,338	S *	5/2011	Kong et al.	D26/88
D649,278	S *	11/2011	Sabernig	D26/90
D649,279	S *	11/2011	Sabernig	D26/90
D664,282	S *	7/2012	Santoro et al.	D26/90
D689,647	S *	9/2013	Brott et al.	D26/88
D702,392	S *	4/2014	Ohuchi et al.	D26/88
2009/0185379	A1 *	7/2009	Chen	362/294

* cited by examiner

Primary Examiner — Clare E Heflin

(74) *Attorney, Agent, or Firm* — Baker & McKenzie LLP

(57) **CLAIM**

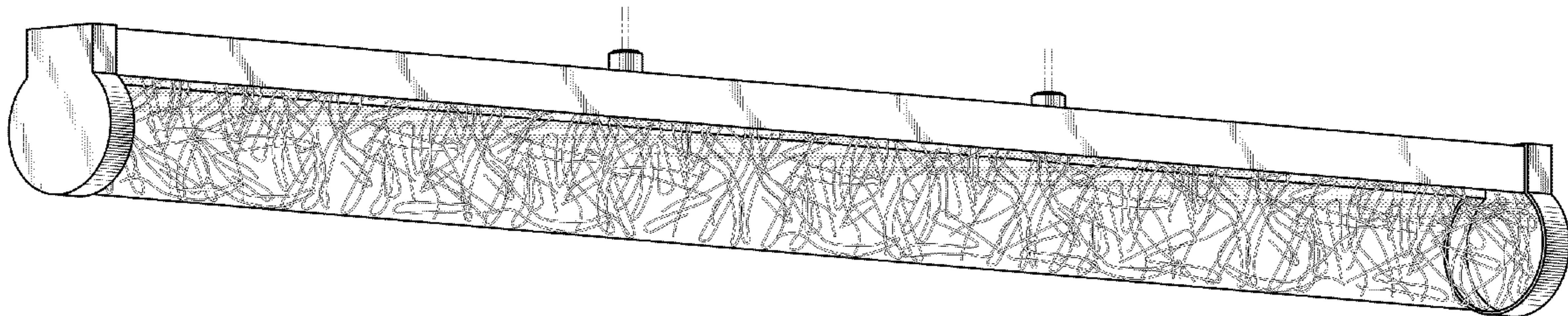
The ornamental design for a light fixture, as shown and described.

DESCRIPTION

FIG. 1 is a perspective view of a light fixture in accordance with my design;
FIG. 2 is a top plan view of the light fixture in accordance with my design;
FIG. 3 is a bottom plan view of the light fixture in accordance with my design;
FIG. 4 is a front elevation view of the light fixture in accordance with my design, the opposite side being a mirror image of that shown; and,
FIG. 5 is a side elevation view of the light fixture in accordance with my design, the opposite side being a mirror image of that shown.

The broken lines shown in FIGS. 1, 2, 4 and 5 depict support rods that form no part of the claimed design.

1 Claim, 1 Drawing Sheet



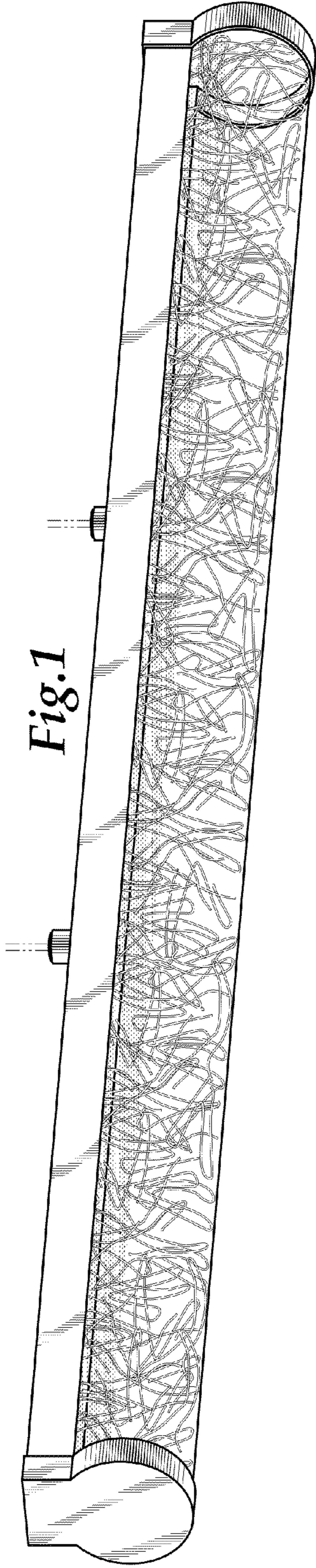


Fig. 1

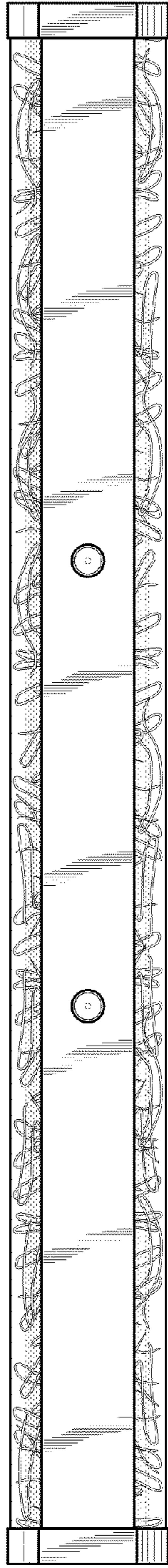


Fig. 2

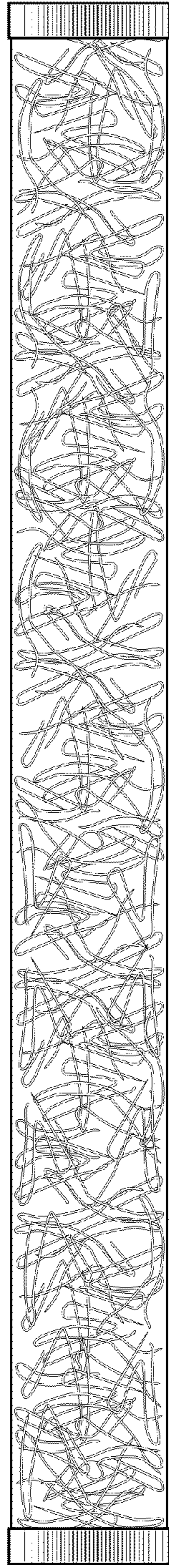


Fig. 3

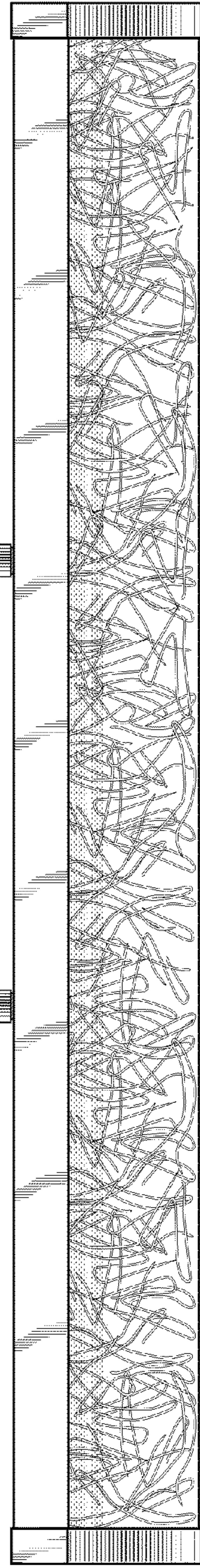


Fig. 4

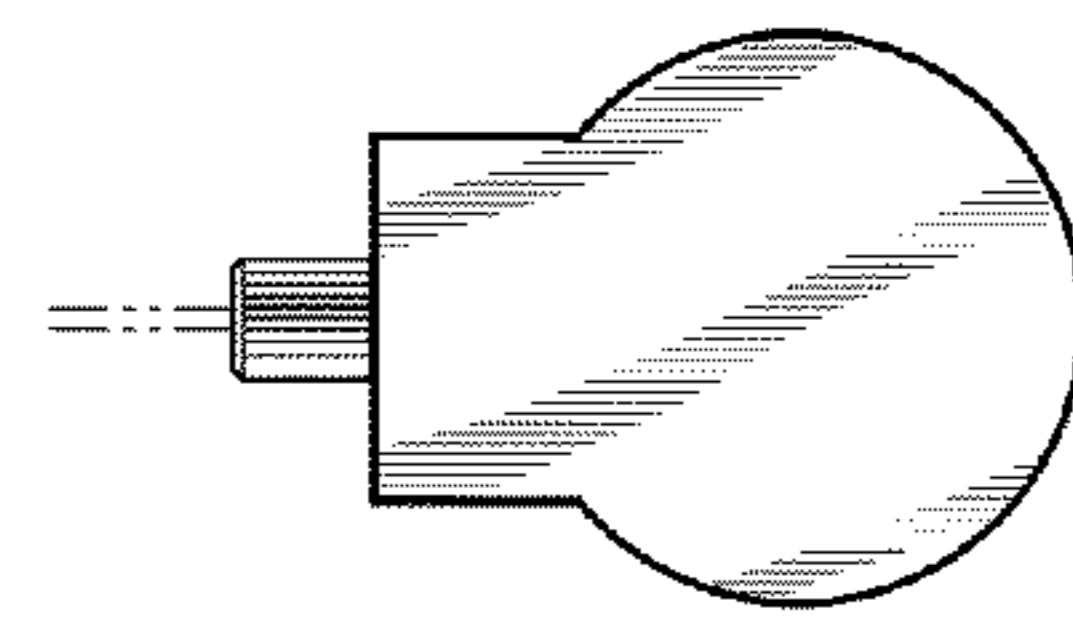


Fig. 5