



US00D746504S

(12) **United States Design Patent**
Sabernig

(10) **Patent No.:** **US D746,504 S**
(45) **Date of Patent:** **** Dec. 29, 2015**

(54) **LIGHT FIXTURE**

(71) Applicant: **EGLO LEUCHTEN GMBH**, Münster (AT)

(72) Inventor: **Robert Sabernig**, Münster (AT)

(73) Assignee: **EGLO LEUCHTEN GMBH** (AT)

(**) Term: **14 Years**

(21) Appl. No.: **29/504,982**

(22) Filed: **Oct. 10, 2014**

(51) **LOC (10) Cl.** **26-03**

(52) **U.S. Cl.**
USPC **D26/85**

(58) **Field of Classification Search**
USPC D26/72, 85, 87, 89, 92, 118, 120
CPC F21S 8/03; F21S 8/033; F21S 8/036;
F21S 8/037; F21S 8/043; F21S 8/06; F21V
21/02; F21V 33/006; F21W 2131/10; F21W
2131/107; F21W 2131/1005
See application file for complete search history.

(56) **References Cited**

U.S. PATENT DOCUMENTS

- 303,359 A * 8/1884 Belcher B32B 17/10036
164/108
- D259,216 S * 5/1981 Martin D26/118
- D422,373 S * 4/2000 Tihany D26/85
- D599,944 S * 9/2009 Sabernig D26/74
- D626,276 S * 10/2010 Sabernig D26/85
- D626,282 S * 10/2010 Sabernig D26/120
- D636,923 S * 4/2011 De Bevilacqua D26/85

- D717,485 S * 11/2014 Lovegrove D26/85
- 2009/0261736 A1 * 10/2009 Chang F21S 8/033
315/150
- 2013/0027927 A1 * 1/2013 Wegger F21S 8/06
362/235
- 2013/0182417 A1 * 7/2013 Amat Girbau F21S 8/033
362/147

OTHER PUBLICATIONS

Edge Lighting “4x4” wall sconce shown on p. 12 of the online catalog visited on Feb. 26, 2009.*

* cited by examiner

Primary Examiner — Clare E Heflin

(74) *Attorney, Agent, or Firm* — Baker & McKenzie LLP

(57) **CLAIM**

The ornamental design for the light fixture, as shown and described.

DESCRIPTION

FIG. 1 is a perspective view of a light fixture in accordance with my design;


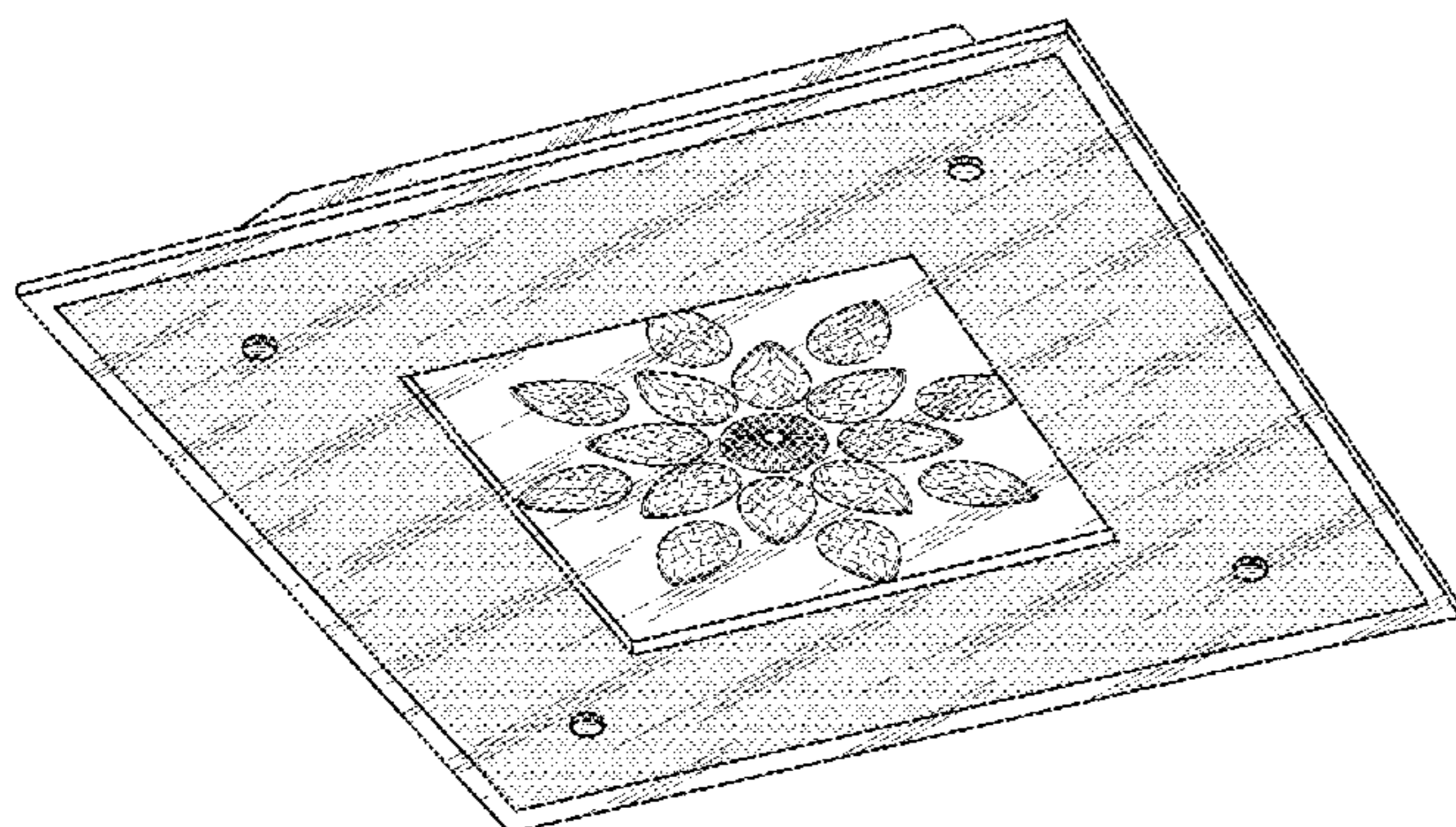
FIG. 2 is a plan view of the light fixture in accordance with my design;

FIG. 3 is a side elevation view of the light fixture in accordance with my design, the opposite side being a mirror image of that shown; and,

FIG. 4 is a front elevation view of the light fixture in accordance with my design, the opposite side being a mirror image of that shown.

The broken-line disclosure of elements is understood to represent portions of the article in which the design is embodied, but which form no part of the claimed design.

1 Claim, 2 Drawing Sheets



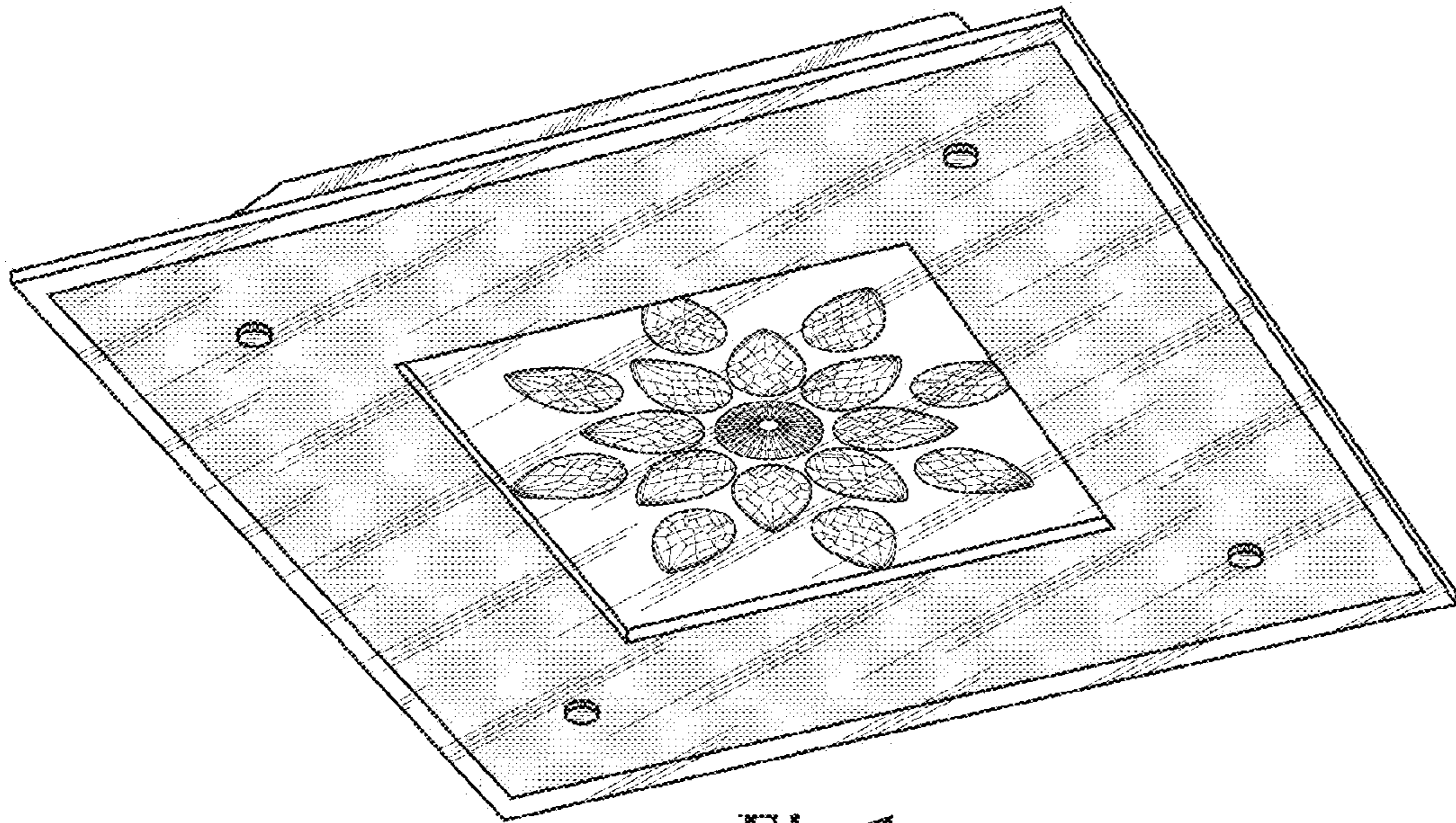


Fig.1




Fig.2

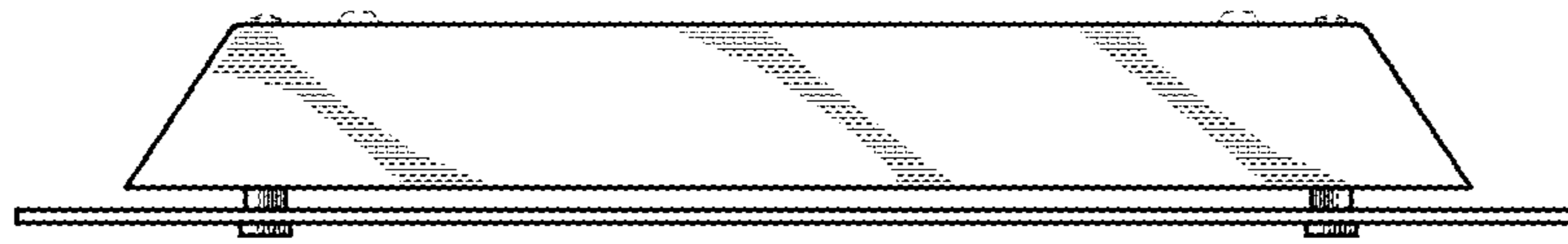


Fig.3

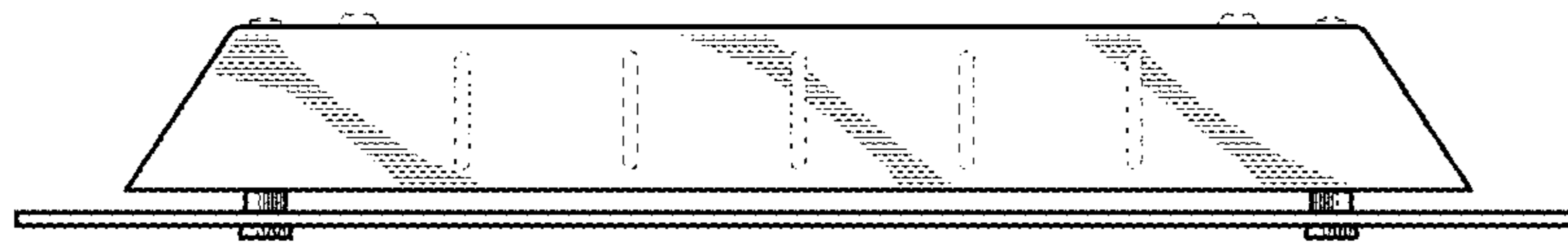


Fig.4