



US00D746487S

(12) **United States Design Patent**
Bilge

(10) **Patent No.:** **US D746,487 S**

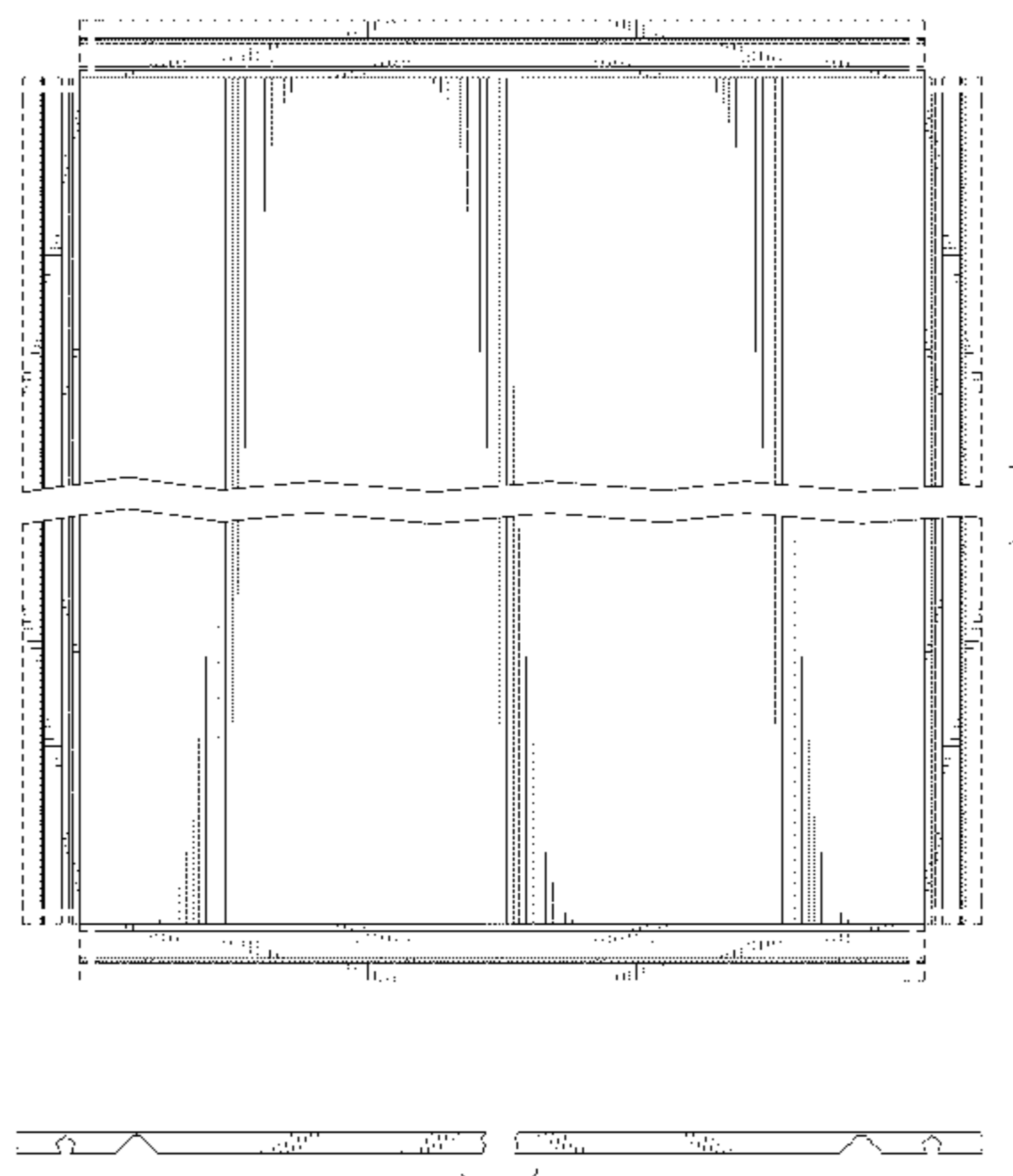
(45) **Date of Patent:** **** Dec. 29, 2015**

- (54) **WALL PANEL**
 - (71) Applicant: **Henry H. Bilge**, Fort Lee, NJ (US)
 - (72) Inventor: **Henry H. Bilge**, Fort Lee, NJ (US)
 - (**) Term: **14 Years**
 - (21) Appl. No.: **29/494,638**
 - (22) Filed: **Jun. 23, 2014**
 - (51) **LOC (10) Cl.** **25-01**
 - (52) **U.S. Cl.**
USPC **D25/125; D25/136**
 - (58) **Field of Classification Search**
USPC **D25/125, 138**
CPC **E04B 2002/0206; E04B 2002/0237;**
E04B 2/18; E04B 2/28; E04B 2/04; E04B
2/74; E04B 2/72; E04B 2/88; E04B 2/90;
E04B 1/12; E04B 9/18; E04B 9/00; E04B
9/008
- See application file for complete search history.

| | | | |
|-----------------|---------|---------------------|---------|
| 4,344,267 A | 8/1982 | Sukolics | |
| 4,452,029 A | 6/1984 | Sukolics | |
| 4,573,300 A | 3/1986 | Bezner | |
| 4,640,064 A | 2/1987 | Goodworth, II | |
| 4,667,579 A | 5/1987 | Daw | |
| 4,696,142 A | 9/1987 | Mieyal et al. | |
| 4,829,740 A | 5/1989 | Hutchison | |
| 4,833,839 A | 5/1989 | Kurose | |
| 4,833,858 A | 5/1989 | Hutchison | |
| 4,998,395 A | 3/1991 | Bezner | |
| 5,050,360 A | 9/1991 | Gailey | |
| 5,263,292 A | 11/1993 | Holland et al. | |
| 5,579,624 A | 12/1996 | Aeberhard | |
| 5,644,878 A | 7/1997 | Wehrmann | |
| 5,809,729 A | 9/1998 | Mitchell | |
| 5,996,301 A | 12/1999 | Conterno | |
| 6,035,598 A | 3/2000 | Sukolics et al. | |
| 6,101,777 A | 8/2000 | Bodine et al. | |
| 6,164,024 A | 12/2000 | Konstantin | |
| 6,205,733 B1 | 3/2001 | LaLonde | |
| 6,330,772 B1 | 12/2001 | Mitchell et al. | |
| 6,430,885 B1 | 8/2002 | Ito | |
| 6,536,175 B2 | 3/2003 | Conterno | |
| 6,745,527 B1 | 6/2004 | Sherman et al. | |
| 6,748,709 B1 | 6/2004 | Sherman et al. | |
| 6,751,916 B1 | 6/2004 | Ritzer et al. | |
| D497,212 S * | 10/2004 | Poliacek et al. | D25/138 |
| 6,892,500 B2 | 5/2005 | Zaborowski | |
| 7,210,273 B2 | 5/2007 | Zahner, III | |
| 7,472,521 B2 | 1/2009 | Bilge | |
| 7,562,504 B2 | 7/2009 | Herbst et al. | |
| 7,562,509 B2 | 7/2009 | Ness | |
| 7,621,084 B2 | 11/2009 | Bilge | |
| D613,429 S * | 4/2010 | Knepp et al. | D25/141 |
| 7,716,891 B2 | 5/2010 | Radford | |
| 7,752,818 B1 | 7/2010 | Roegge et al. | |
| D633,219 S * | 2/2011 | Lai | D25/138 |
| 8,033,066 B2 | 10/2011 | Griffiths | |
| 8,056,289 B1 | 11/2011 | Konstantin | |
| 8,127,507 B1 | 3/2012 | Bilge | |
| 8,166,716 B2 | 5/2012 | Macdonald et al. | |
| 8,225,572 B2 | 7/2012 | Wallace | |
| D667,963 S * | 9/2012 | Griffiths | D25/125 |
| 8,256,181 B2 | 9/2012 | Voegele, Jr. et al. | |
| D668,356 S * | 10/2012 | Griffiths | D25/125 |
| 8,307,607 B2 | 11/2012 | Conterno | |
| 8,316,609 B2 | 11/2012 | Ben-Zvi | |
| 8,347,569 B1 | 1/2013 | McIntyre et al. | |
| 8,584,424 B2 | 11/2013 | Smith et al. | |
| 8,650,827 B2 | 2/2014 | Givoni et al. | |
| 2001/0022058 A1 | 9/2001 | Conterno | |
| 2002/0035811 A1 | 3/2002 | Heuel | |
| 2002/0152704 A1 | 10/2002 | Thompson et al. | |

(56) **References Cited**
U.S. PATENT DOCUMENTS

| | | | |
|---------------|---------|---------------|-----------|
| 1,655,406 A | 1/1928 | Bennett | |
| 1,726,500 A | 8/1929 | Norris | |
| 1,738,469 A | 12/1929 | Weiss | |
| 1,833,174 A | 11/1931 | Norris | |
| 2,054,573 A | 9/1936 | Mendenhall | |
| 2,059,483 A | 11/1936 | Parsons | |
| 2,065,920 A * | 12/1936 | Mills | 52/275 |
| 2,066,205 A | 12/1936 | Keating | |
| 2,082,241 A | 6/1937 | Bennett | |
| 2,530,465 A * | 11/1950 | Harding | 52/302.3 |
| 2,607,971 A | 8/1952 | Bedford, Jr. | |
| 2,789,321 A | 4/1957 | Adams | |
| 2,803,321 A | 8/1957 | Fox-Williams | |
| 3,021,915 A | 2/1962 | Kemp | |
| 3,508,368 A * | 4/1970 | Keys et al. | 52/394 |
| 3,526,071 A * | 9/1970 | Watanabe | 52/396.06 |
| 3,548,557 A | 12/1970 | Downing, Jr. | |
| 3,671,061 A | 6/1972 | Dawdy | |
| 3,832,820 A | 9/1974 | Eggert | |
| 3,858,377 A | 1/1975 | Browne et al. | |
| 4,332,119 A | 6/1982 | Toews | |



| | | | |
|--------------|----|---------|----------------|
| 2003/0110726 | A1 | 6/2003 | Rudduck |
| 2004/0134143 | A1 | 7/2004 | Boyer |
| 2008/0155917 | A1 | 7/2008 | Bilge |
| 2009/0049770 | A1 | 2/2009 | Konstantin |
| 2009/0145071 | A1 | 6/2009 | Radford |
| 2009/0241444 | A1 | 10/2009 | Griffiths |
| 2009/0241451 | A1 | 10/2009 | Griffiths |
| 2010/0287858 | A1 | 11/2010 | Israeli et al. |

FOREIGN PATENT DOCUMENTS

| | | | |
|----|---------|------|---------|
| DE | 3326054 | A1 | 6/1984 |
| DE | 3732534 | A1 | 4/1989 |
| DE | 3732535 | A1 | 4/1989 |
| EP | 1712694 | A1 * | 10/2006 |
| EP | 2166169 | A1 | 3/2010 |
| GB | 2135355 | A | 8/1984 |
| JP | 8189176 | | 7/1996 |

OTHER PUBLICATIONS

Bamco Inc., G500 Wall System., printed on Dec. 8, 2005.
International Search Report & Written Opinion for Application No. PCT/US2014/012496 dated May 22, 2014.

* cited by examiner

Primary Examiner — Doris Clark
(74) *Attorney, Agent, or Firm* — Lerner, David, Littenberg, Krumholz & Mentlik, LLP

(57) **CLAIM**
The ornamental design for a wall panel, as shown and described.

DESCRIPTION

FIG. 1 is a top plan view of a wall panel in accordance with one embodiment showing my new design;
FIG. 2 is a bottom plan view thereof;
FIG. 3 is a front elevation view thereof, the rear elevational view being a mirror image thereof, the right side view and left side view being identical thereto;
FIG. 4 is a top plan view of a wall panel showing a second embodiment of my new design;
FIG. 5 is a bottom plan view of the wall panel shown in FIG. 4;
FIG. 6 is a front elevational view of the wall panel shown in FIG. 4, the rear elevational view being a mirror image thereof, the right side view and left side view being identical thereto;
FIG. 7 is a top plan view of a wall panel showing a third embodiment of my new design;
FIG. 8 is a bottom plan view of the wall panel shown in FIG. 7;

FIG. 9 is a front elevational view of the wall panel shown in FIG. 7, the rear elevational view being a mirror image thereof, the right side view and left side view being identical thereto;
FIG. 10 is a top plan view of a wall panel showing a fourth embodiment of my new design;
FIG. 11 is a bottom plan view of the wall panel shown in FIG. 10;
FIG. 12 is a front elevational view of the wall panel shown in FIG. 10, the rear elevational view being a mirror image thereof, the right side view and left side view being identical thereto;
FIG. 13 is a top plan view of a wall panel showing a fifth embodiment of my new design;
FIG. 14 is a bottom plan view of the wall panel shown in FIG. 13;
FIG. 15 is a front elevational view of the wall panel shown in FIG. 13, the rear elevational view being a mirror image thereof, the right side view and left side view being identical thereto;
FIG. 16 is a top plan view of a wall panel showing a sixth embodiment of my new design;
FIG. 17 is a bottom plan view of the wall panel shown in FIG. 16;
FIG. 18 is a front elevational view of the wall panel shown in FIG. 16, the rear elevational view being a mirror image thereof, the right side view and left side view being identical thereto;
FIG. 19 is a top plan view of a wall panel showing a seventh embodiment of my new design;
FIG. 20 is a bottom plan view of the wall panel shown in FIG. 19;
FIG. 21 is a front elevational view of the wall panel shown in FIG. 19, the rear elevational view being a mirror image thereof, the right side view and left side view being identical thereto;
FIG. 22 is a top plan view of a wall panel showing an eight embodiment of my new design;
FIG. 23 is a bottom plan view of the wall panel shown in FIG. 22; and,
FIG. 24 is a front elevational view of the wall panel shown in FIG. 22, the rear elevational view being a mirror image thereof, the right side view and left side view being identical thereto.
The use of a separation and a bracket in the drawings is to indicate that the precise length and/or width of the wall panel is not claimed.
The broken lines shown are included for the purposes of illustrating the unclaimed portions of the article and form no part of the claimed design.

1 Claim, 16 Drawing Sheets

FIG. 1

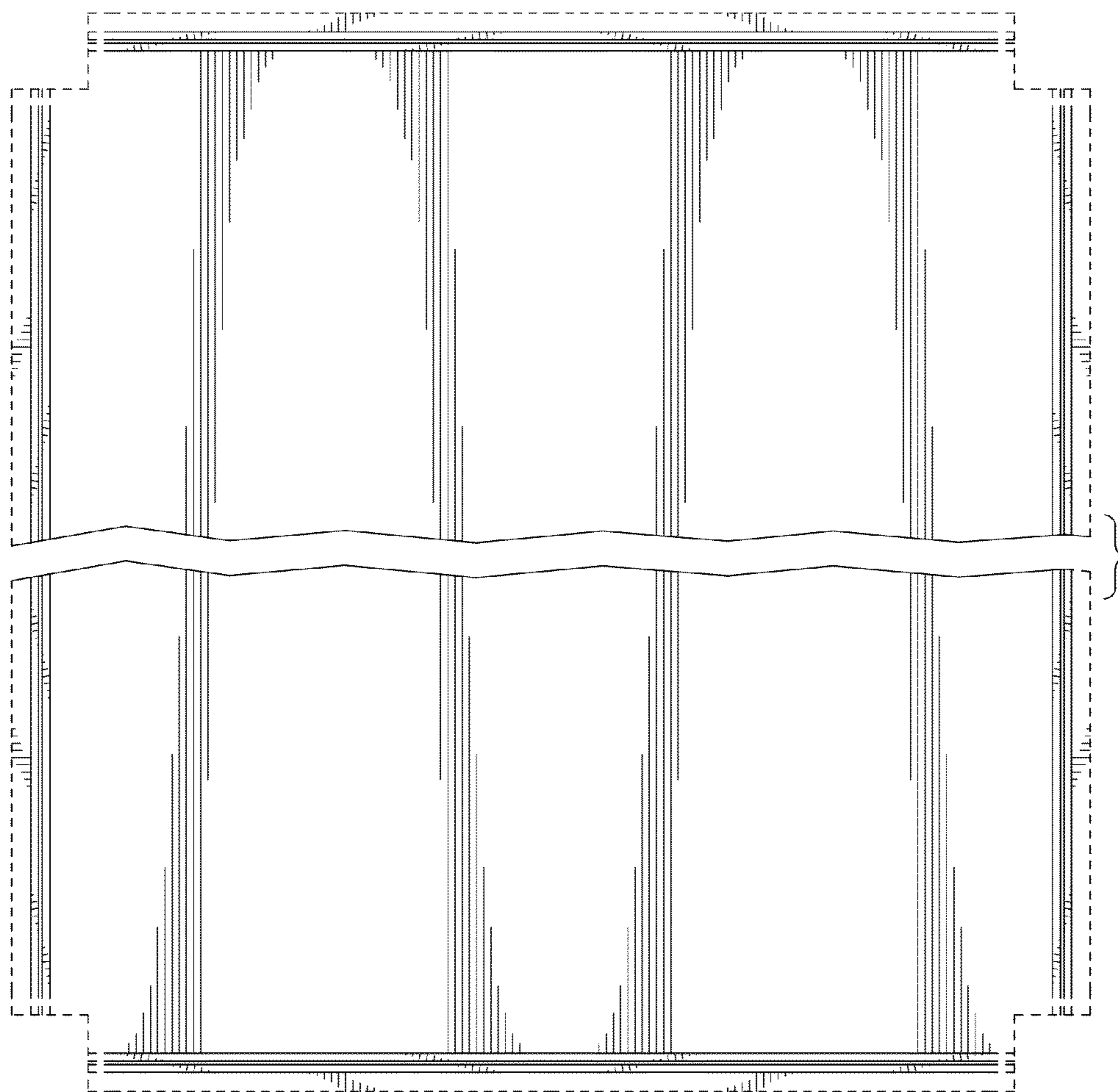


FIG. 2

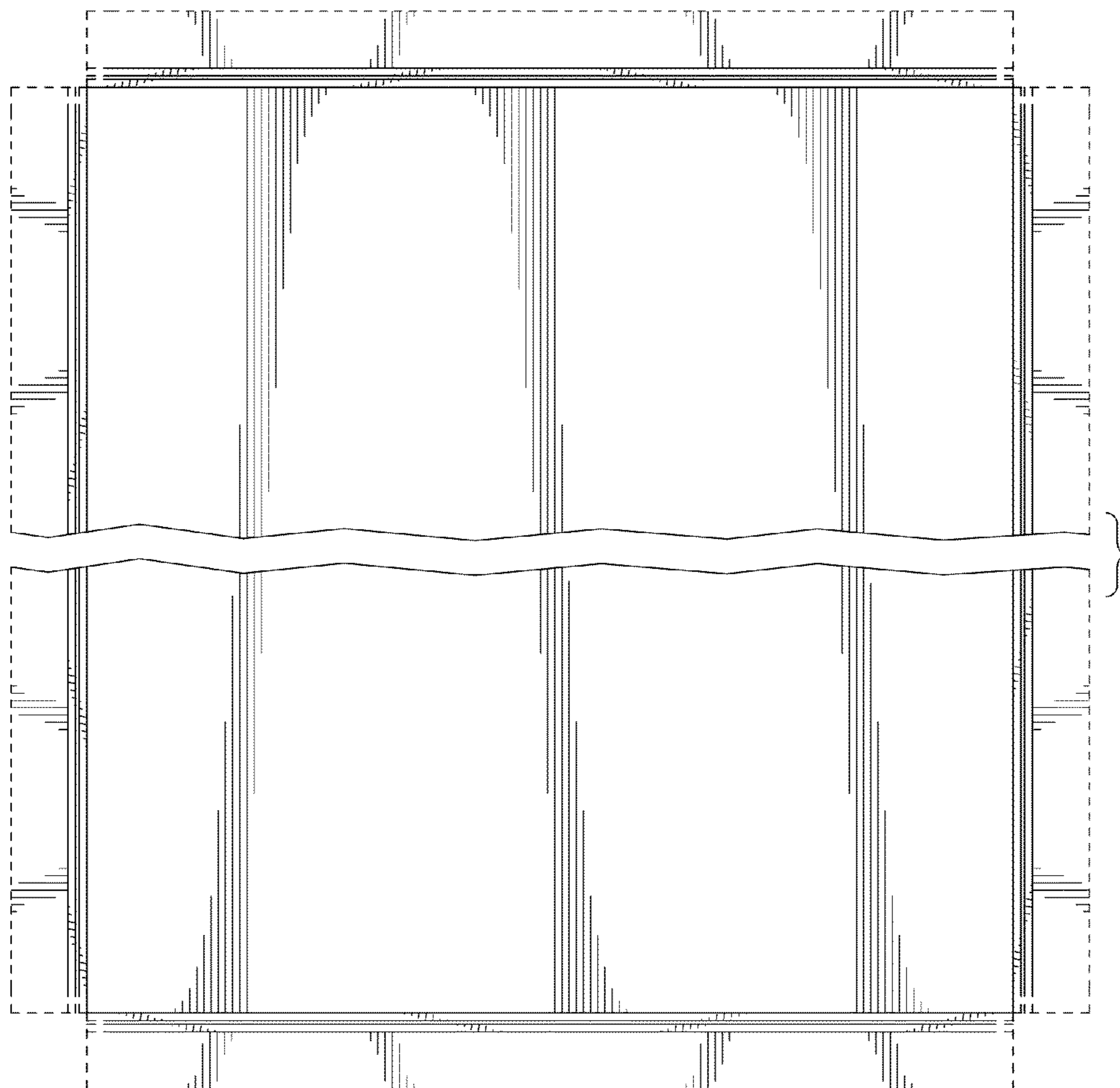


FIG. 3



FIG. 4

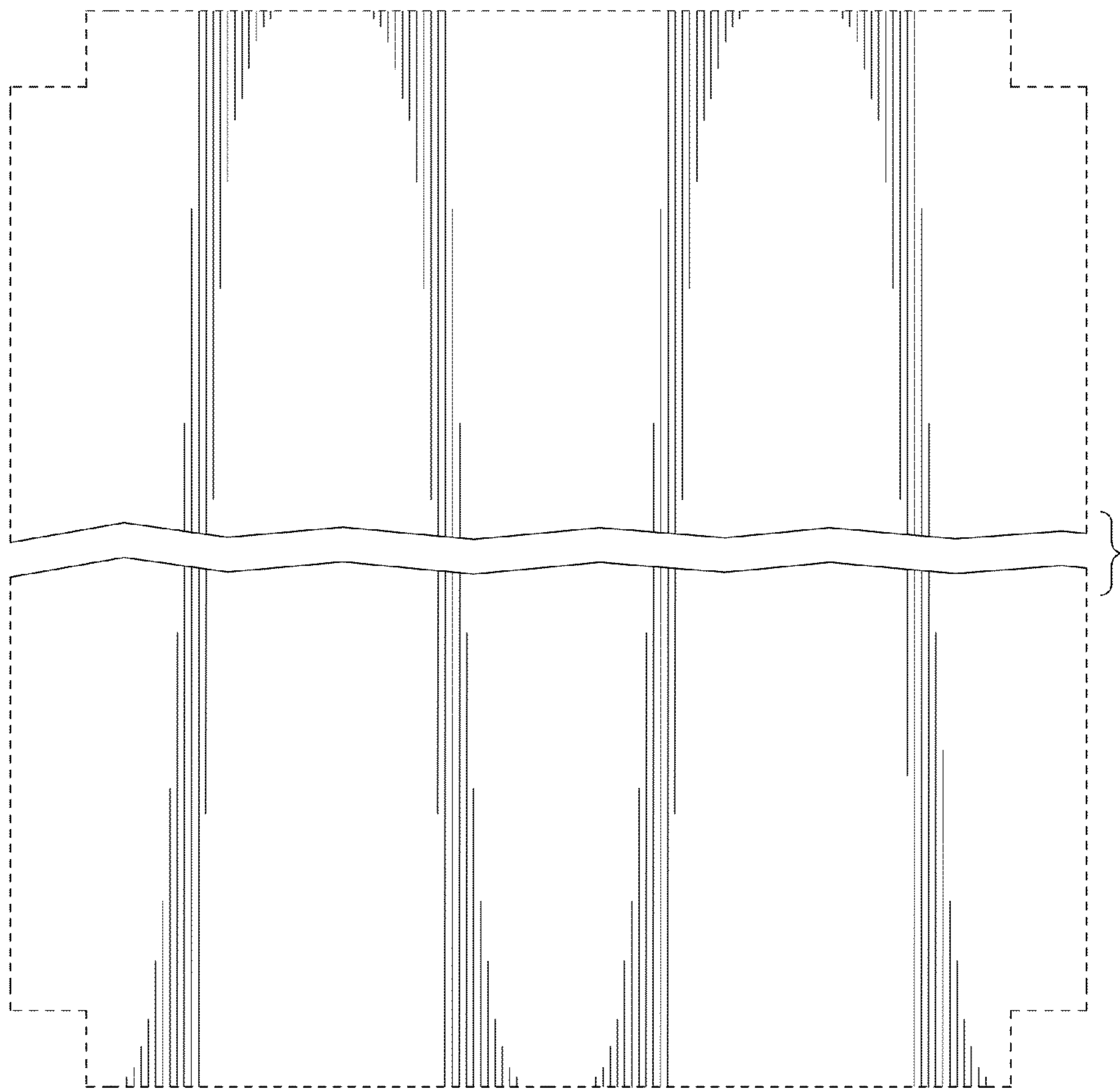


FIG. 5

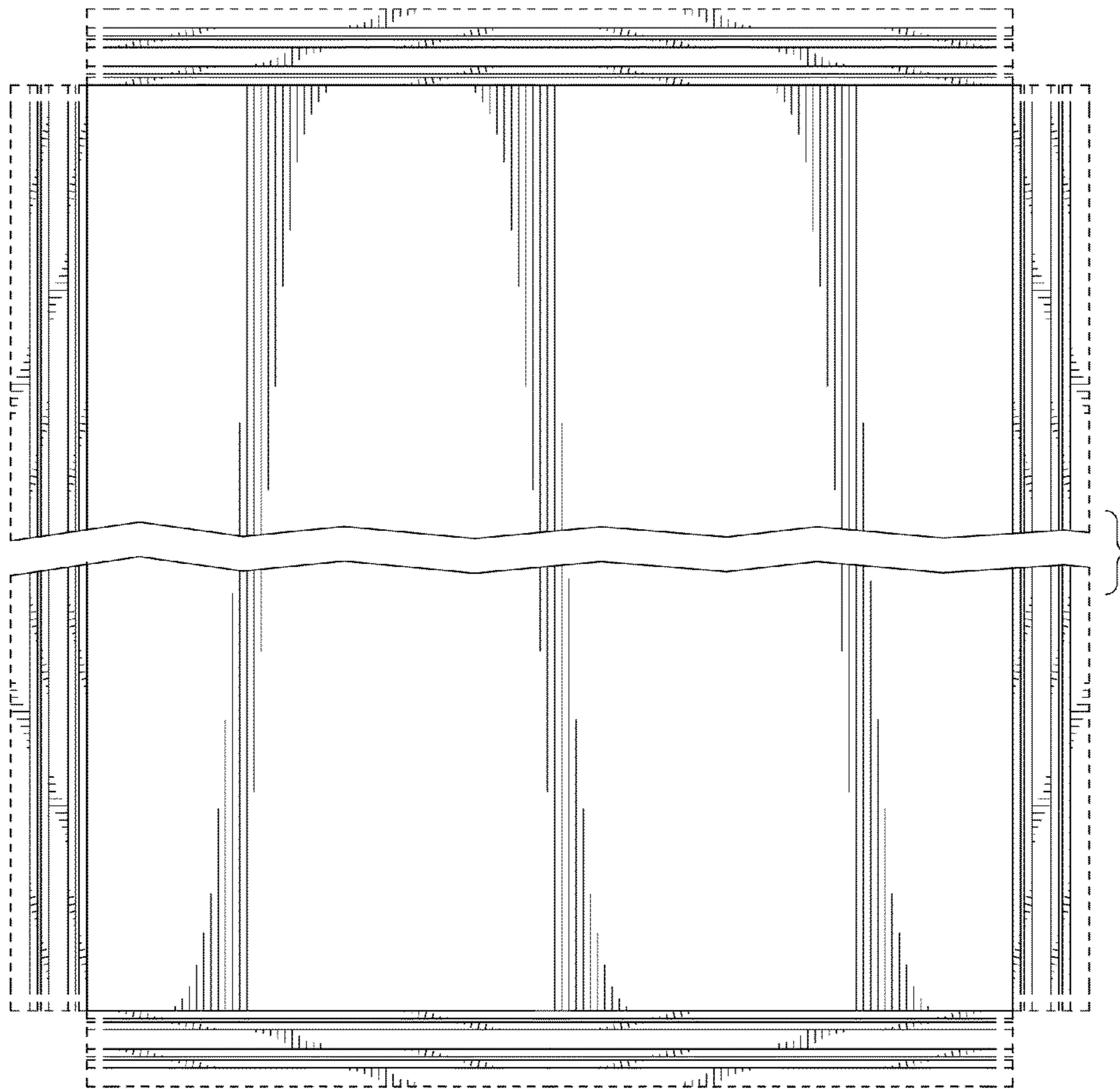


FIG. 6

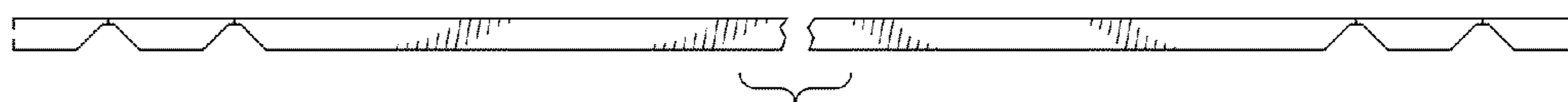


FIG. 7




FIG. 8

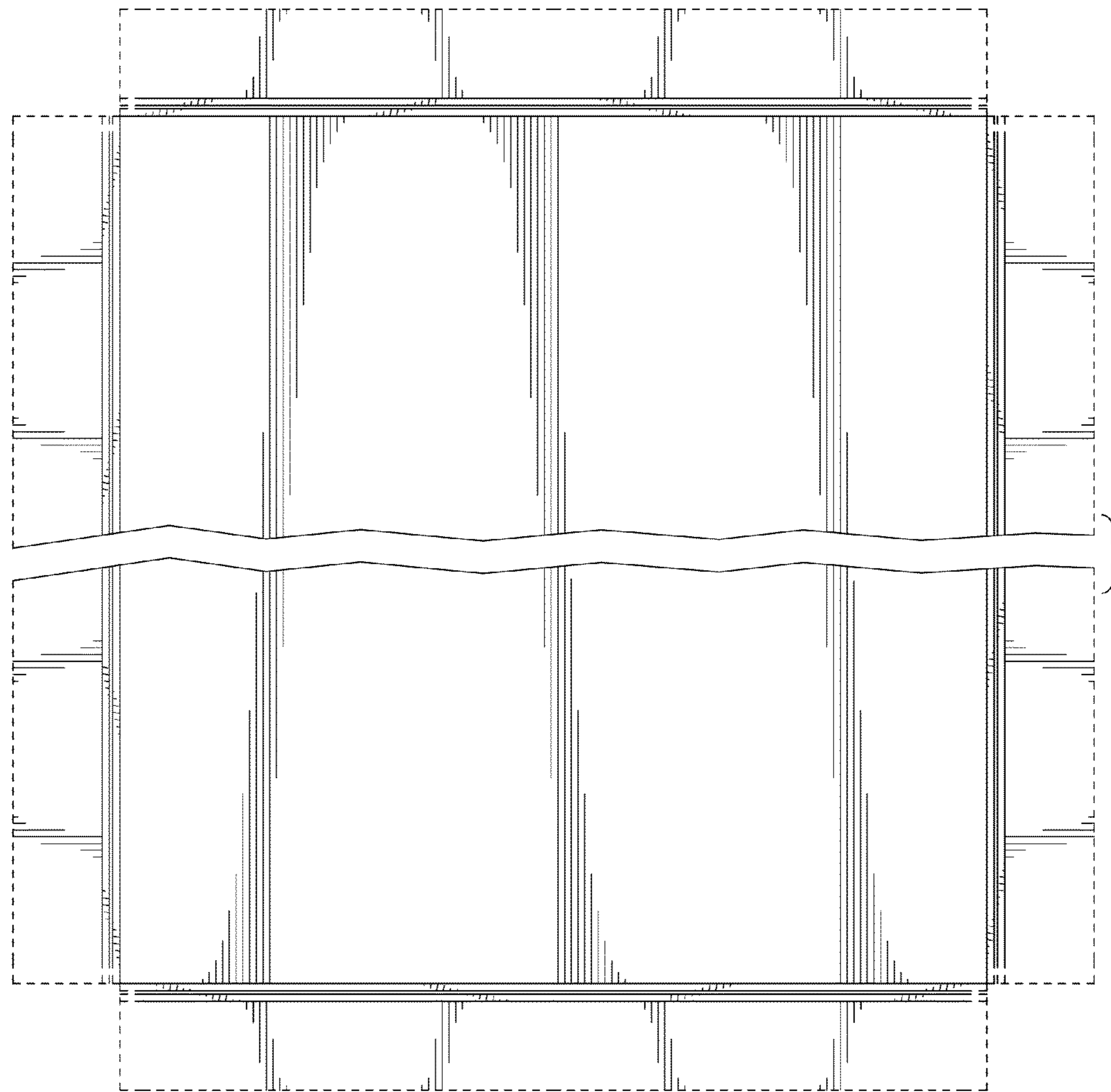


FIG. 9



FIG. 10

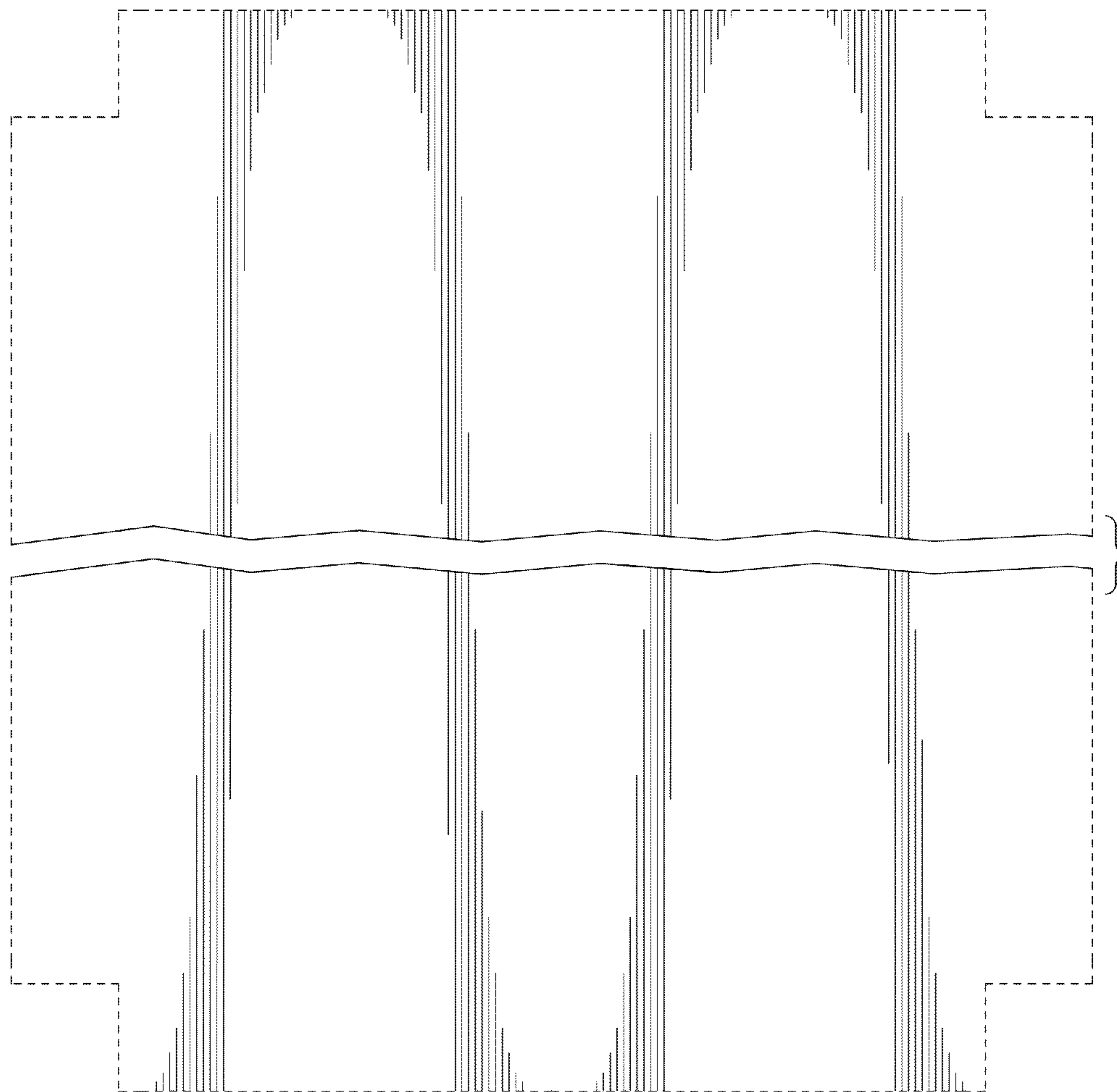


FIG. 11




FIG. 12

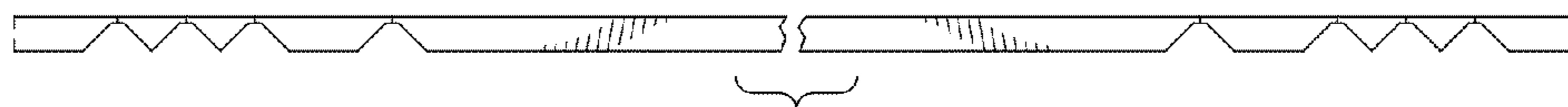


FIG. 13

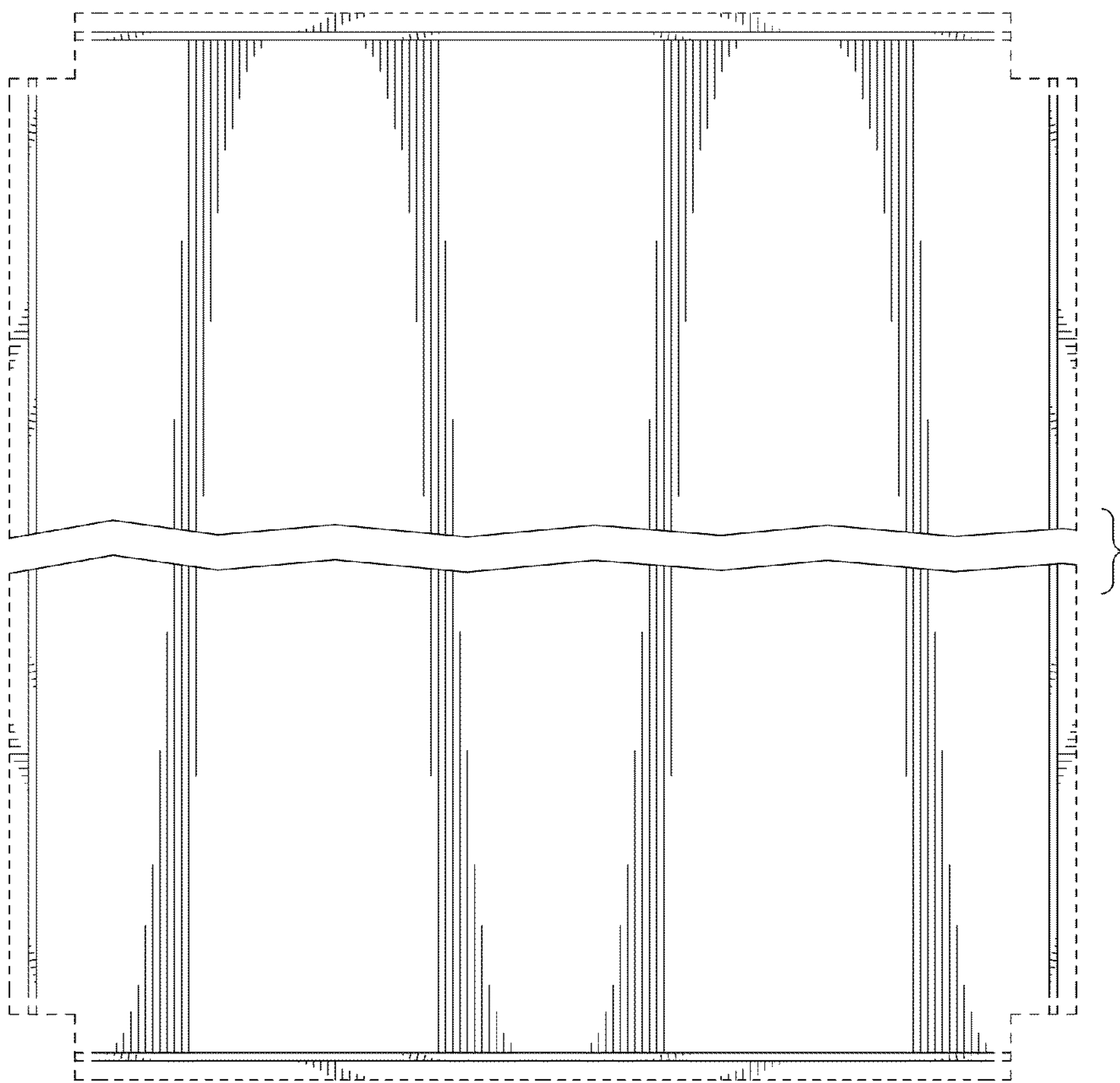


FIG. 14

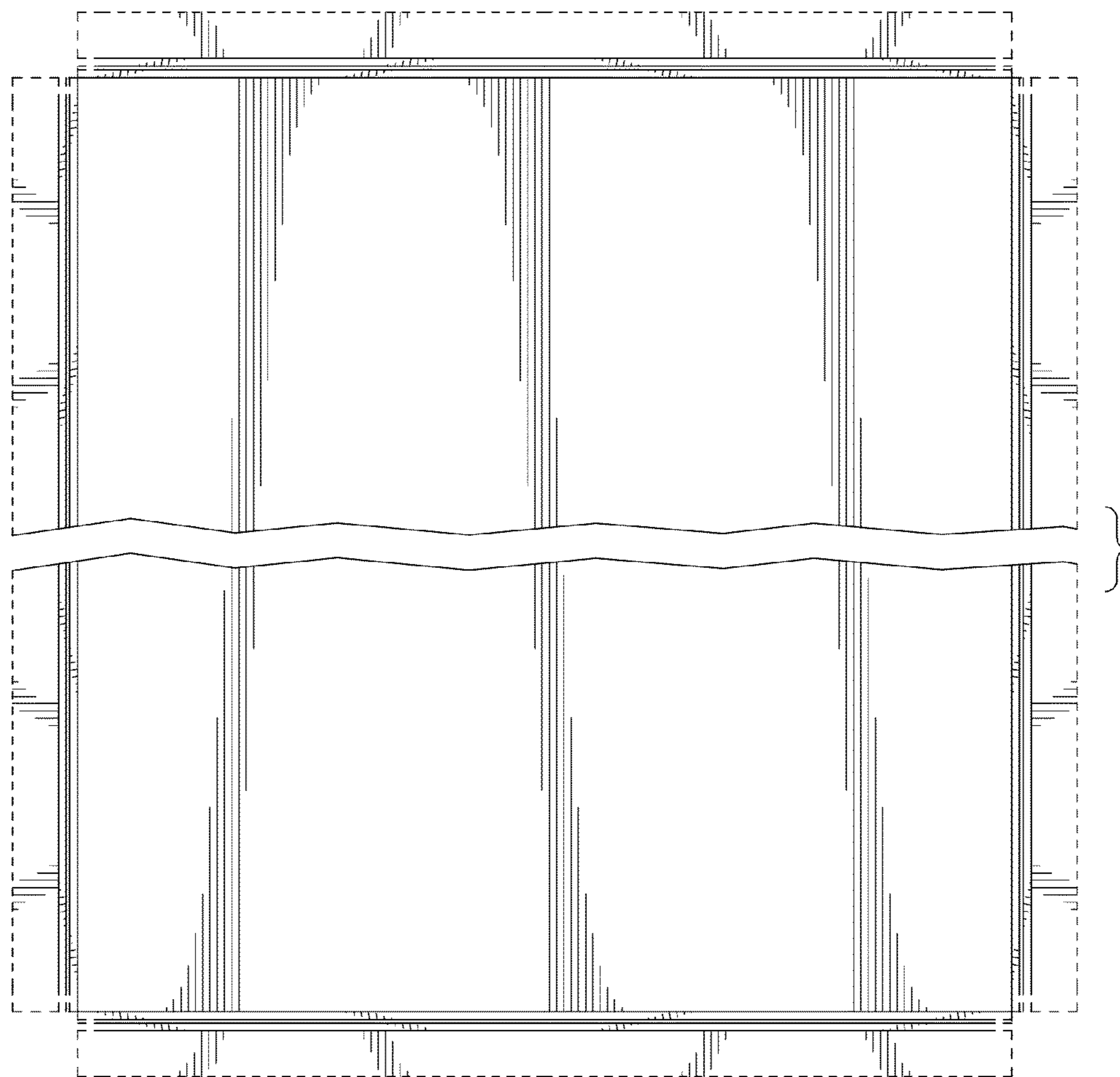


FIG. 15

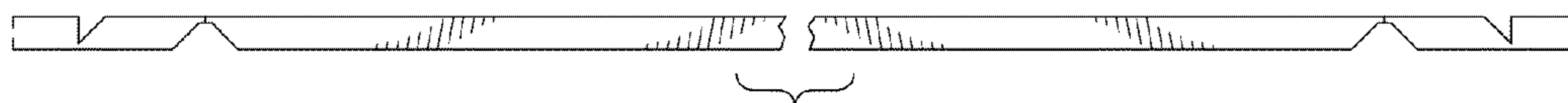


FIG. 16

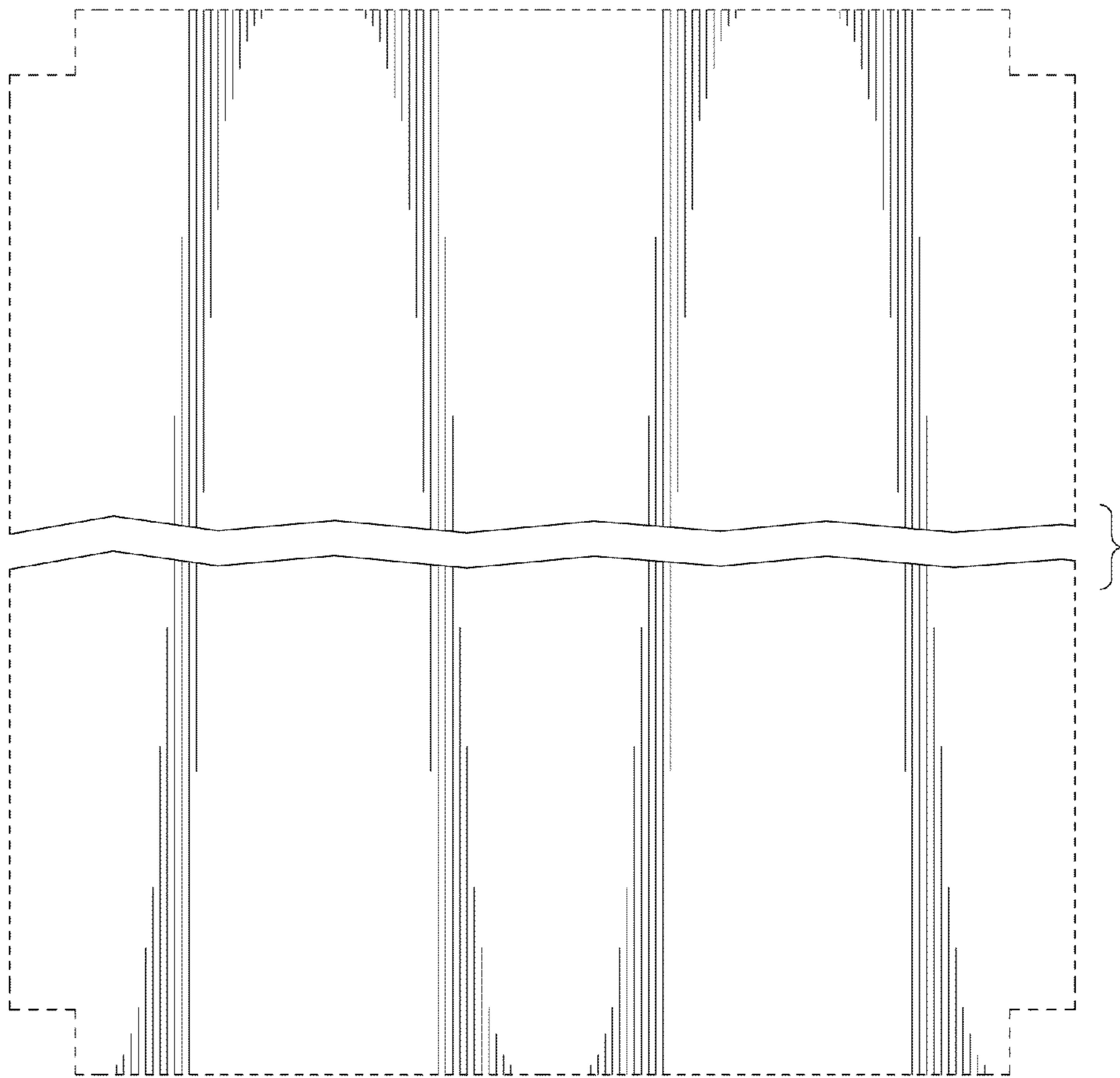


FIG. 17

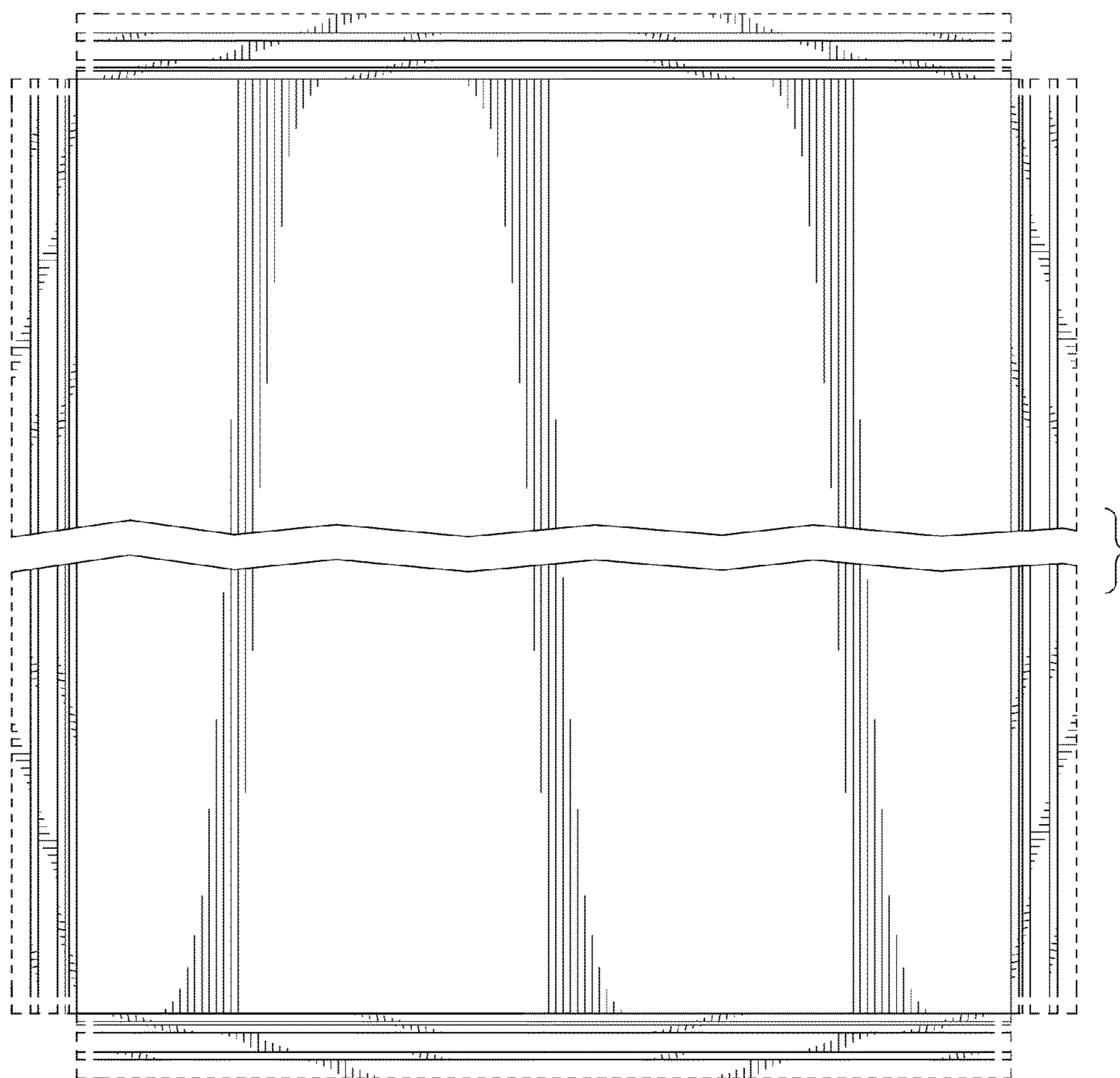


FIG. 18

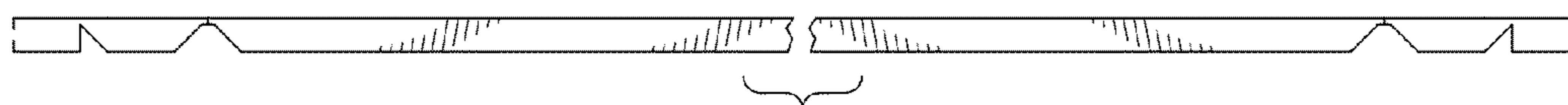


FIG. 19

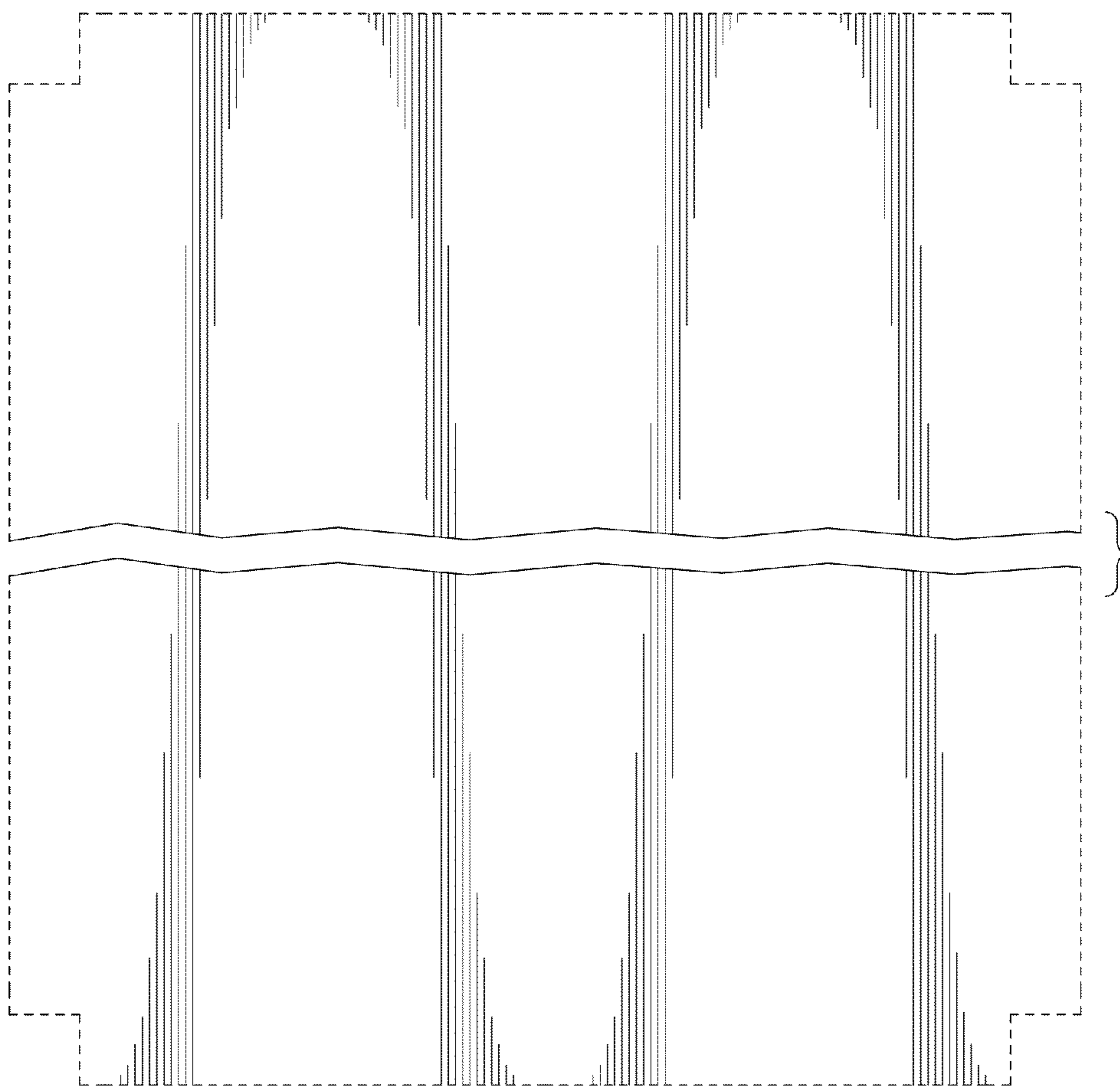


FIG. 20




FIG. 21



FIG. 22

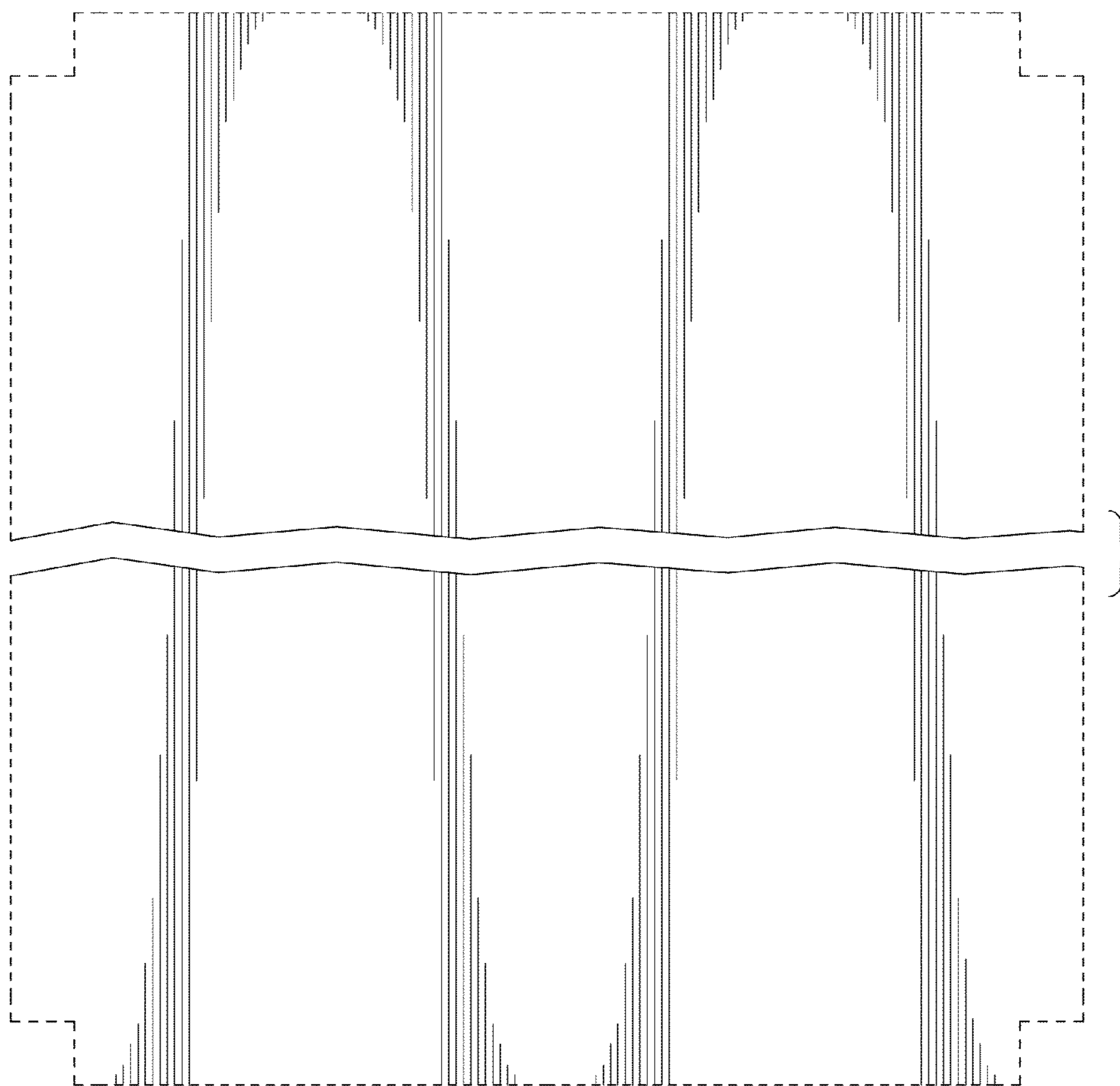


FIG. 23




FIG. 24

