



US00D746486S

(12) **United States Design Patent**
Bilge

(10) **Patent No.:** **US D746,486 S**

(45) **Date of Patent:** **** Dec. 29, 2015**

(54) **WALL PANEL**

(71) Applicant: **Henry H. Bilge**, Fort Lee, NJ (US)

(72) Inventor: **Henry H. Bilge**, Fort Lee, NJ (US)

(**) Term: **14 Years**

(21) Appl. No.: **29/494,637**

(22) Filed: **Jun. 23, 2014**

(51) **LOC (10) Cl.** **25-01**

(52) **U.S. Cl.**
USPC **D25/125; D25/138**

(58) **Field of Classification Search**
USPC D25/125, 138
CPC E04B 2002/0206; E04B 2002/0237;
E04B 2/18; E04B 2/28; E04B 2/04; E04B
2/74; E04B 2/72; E04B 2/88; E04B 2/90;
E04B 1/12; E04B 9/18; E04B 9/00; E04B
9/008

See application file for complete search history.

(56) **References Cited**

U.S. PATENT DOCUMENTS

1,655,406 A	1/1928	Bennett	
1,726,500 A	8/1929	Norris	
1,738,469 A	12/1929	Weiss	
1,833,174 A	11/1931	Norris	
2,054,573 A	9/1936	Mendenhall	
2,059,483 A	11/1936	Parsons	
2,065,920 A *	12/1936	Clark	52/275
2,066,205 A	12/1936	Keating	
2,082,241 A	6/1937	Bennett	

(Continued)

FOREIGN PATENT DOCUMENTS

DE	3326054 A1	6/1984
DE	3732534 A1	4/1989

(Continued)

OTHER PUBLICATIONS

Banco Inc., G500 Wall System., printed on Dec. 8, 2005.

(Continued)

Primary Examiner — Doris Clark

(74) *Attorney, Agent, or Firm* — Lerner, David, Littenberg, Krumholz & Mentlik, LLP

(57) **CLAIM**

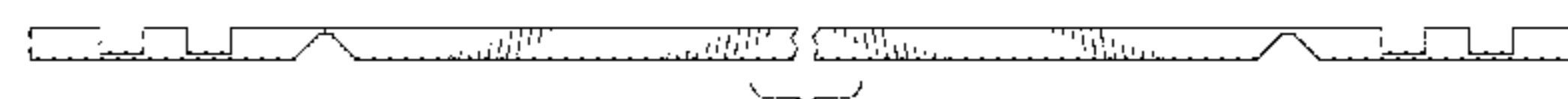
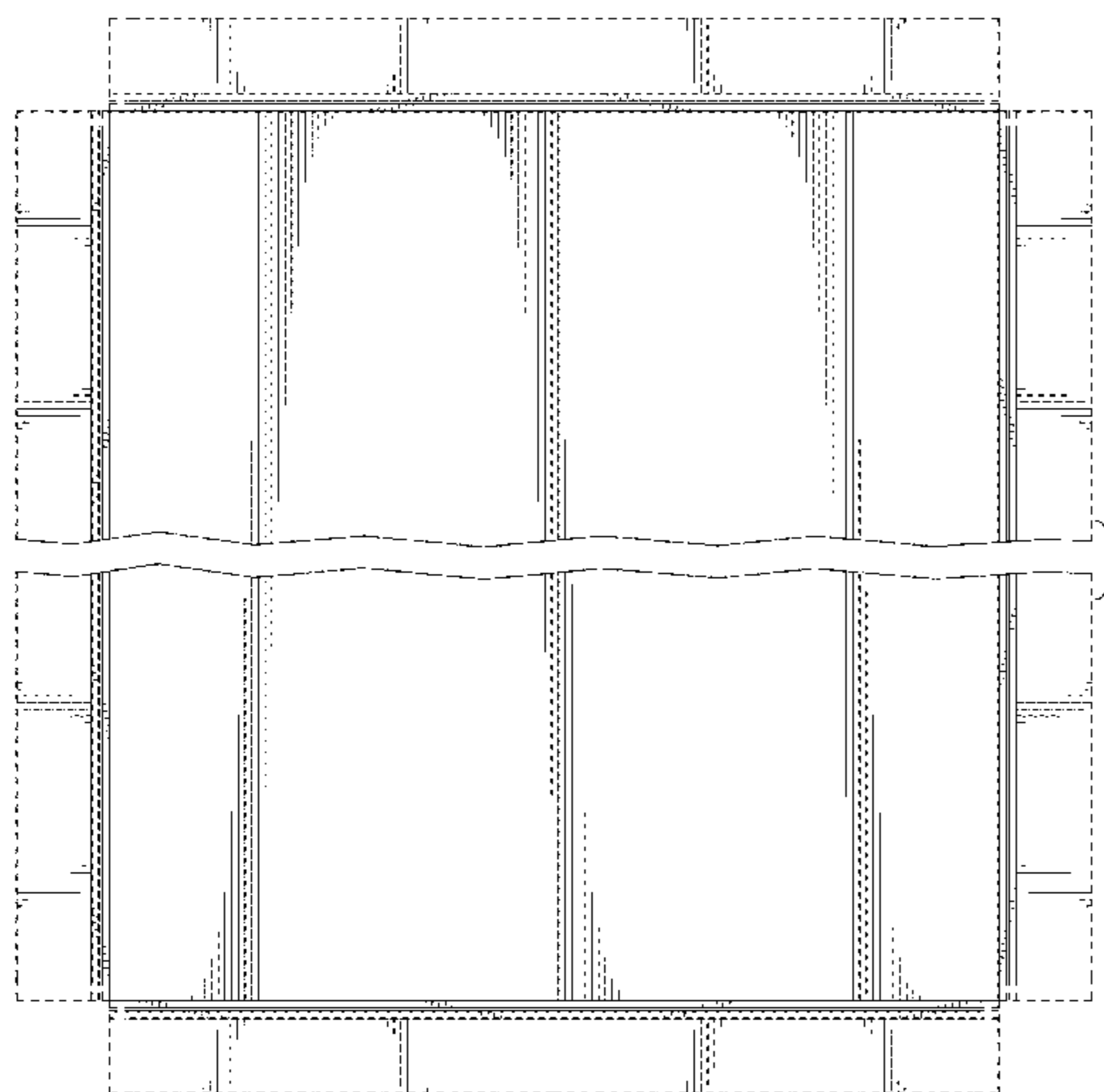
The ornamental design for a wall panel, as shown and described.

DESCRIPTION

FIG. 1 is a top plan view of a wall panel in accordance with one embodiment showing my new design;
 FIG. 2 is a bottom plan view thereof;
 FIG. 3 is a front elevation view thereof, the rear elevational view being a mirror image thereof, the right side view and left side view being identical thereto;
 FIG. 4 is a top plan view of a wall panel showing a second embodiment of my new design;
 FIG. 5 is a bottom plan view of the wall panel shown in FIG. 4;
 FIG. 6 is a front elevational view of the wall panel shown in FIG. 4, the rear elevational view being a mirror image thereof, the right side view and left side view being identical thereto;
 FIG. 7 is a top plan view of a wall panel showing a third embodiment of my new design;
 FIG. 8 is a bottom plan view of the wall panel shown in FIG. 7; and,
 FIG. 9 is a front elevational view of the wall panel shown in FIG. 7, the rear elevational view being a mirror image thereof, the right side view and left side view being identical thereto.
 The use of a separation and a bracket in the drawings is to indicate that the precise length and/or width of the wall panel is not claimed.

The broken lines shown are included for the purposes of illustrating the unclaimed portions of the article and form no part of the claimed design.

1 Claim, 6 Drawing Sheets



(56)

References Cited

U.S. PATENT DOCUMENTS

2,530,465 A * 11/1950 Harding 52/302.3
 2,607,971 A 8/1952 Bedford, Jr.
 2,789,321 A 4/1957 Adams
 2,803,321 A 8/1957 Fox-Williams
 3,021,915 A 2/1962 Kemp
 3,508,368 A * 4/1970 Keys et al. 52/394
 3,526,071 A * 9/1970 Watanabe 52/396.06
 3,548,557 A 12/1970 Downing, Jr.
 3,671,061 A 6/1972 Dawdy
 3,832,820 A 9/1974 Eggert
 3,858,377 A 1/1975 Browne et al.
 4,332,119 A 6/1982 Toews
 4,344,267 A 8/1982 Sukolics
 4,452,029 A 6/1984 Sukolics
 4,573,300 A 3/1986 Bezner
 4,640,064 A 2/1987 Goodworth, II
 4,667,579 A 5/1987 Daw
 4,696,142 A 9/1987 Mieyal et al.
 4,829,740 A 5/1989 Hutchison
 4,833,839 A 5/1989 Kurose
 4,833,858 A 5/1989 Hutchison
 4,998,395 A 3/1991 Bezner
 5,050,360 A 9/1991 Gailey
 5,263,292 A 11/1993 Holland et al.
 5,579,624 A 12/1996 Aeberhard
 5,644,878 A 7/1997 Wehrmann
 5,809,729 A 9/1998 Mitchell
 5,996,301 A 12/1999 Conterno
 6,035,598 A 3/2000 Sukolics et al.
 6,101,777 A 8/2000 Bodine et al.
 6,164,024 A 12/2000 Konstantin
 6,205,733 B1 3/2001 LaLonde
 6,330,772 B1 12/2001 Mitchell et al.
 6,430,885 B1 8/2002 Ito
 6,536,175 B2 3/2003 Conterno
 6,745,527 B1 6/2004 Sherman et al.
 6,748,709 B1 6/2004 Sherman et al.
 6,751,916 B1 6/2004 Ritzer et al.
 D497,212 S * 10/2004 Poliacsek et al. D25/138
 6,892,500 B2 5/2005 Zaborowski
 7,210,273 B2 5/2007 Zahner, II
 7,472,521 B2 1/2009 Bilge

7,562,504 B2 7/2009 Herbst et al.
 7,562,509 B2 7/2009 Ness
 7,621,084 B2 11/2009 Bilge
 D613,429 S * 4/2010 Knepp et al. D25/141
 7,716,891 B2 5/2010 Radford
 7,752,818 B1 7/2010 Roegge et al.
 D633,219 S * 2/2011 Lai D25/138
 8,033,066 B2 10/2011 Griffiths
 8,056,289 B1 11/2011 Konstantin
 8,127,507 B1 3/2012 Bilge
 8,166,716 B2 5/2012 Macdonald et al.
 8,225,572 B2 7/2012 Wallace
 D667,963 S * 9/2012 Griffiths D25/125
 8,256,181 B2 9/2012 Voegelé, Jr. et al.
 D668,356 S * 10/2012 Griffiths D25/125
 8,307,607 B2 11/2012 Conterno
 8,316,609 B2 11/2012 Ben-Zvi
 8,347,569 B1 1/2013 McIntyre et al.
 8,584,424 B2 11/2013 Smith et al.
 8,650,827 B2 2/2014 Givoni et al.
 2001/0022058 A1 9/2001 Conterno
 2002/0035811 A1 3/2002 Heuel
 2002/0152704 A1 10/2002 Thompson et al.
 2003/0110726 A1 6/2003 Rudduck
 2004/0134143 A1 7/2004 Boyer
 2008/0155917 A1 7/2008 Bilge
 2009/0049770 A1 2/2009 Konstantin
 2009/0145071 A1 6/2009 Radford
 2009/0241444 A1 10/2009 Griffiths
 2009/0241451 A1 10/2009 Griffiths
 2010/0287858 A1 11/2010 Israeli et al.

FOREIGN PATENT DOCUMENTS

DE 3732535 A1 4/1989
 EP 1712694 A1 * 10/2006
 EP 2166169 A1 3/2010
 GB 2135355 A 8/1984
 JP 8189176 7/1996

OTHER PUBLICATIONS

International Search Report & Written Opinion for Application No. PCT/US2014/012496 dated May 22, 2014.

* cited by examiner

FIG. 1

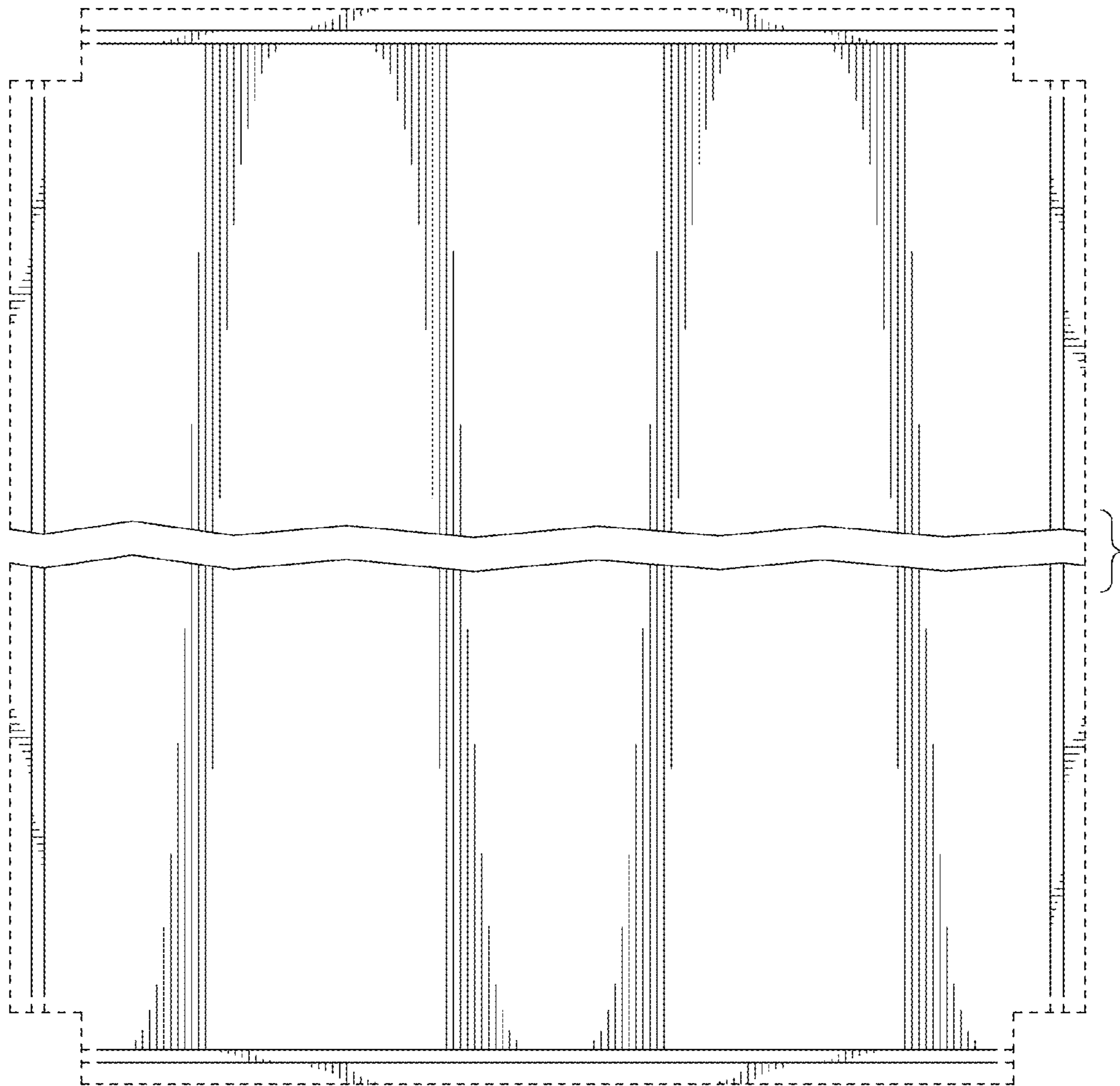


FIG. 2

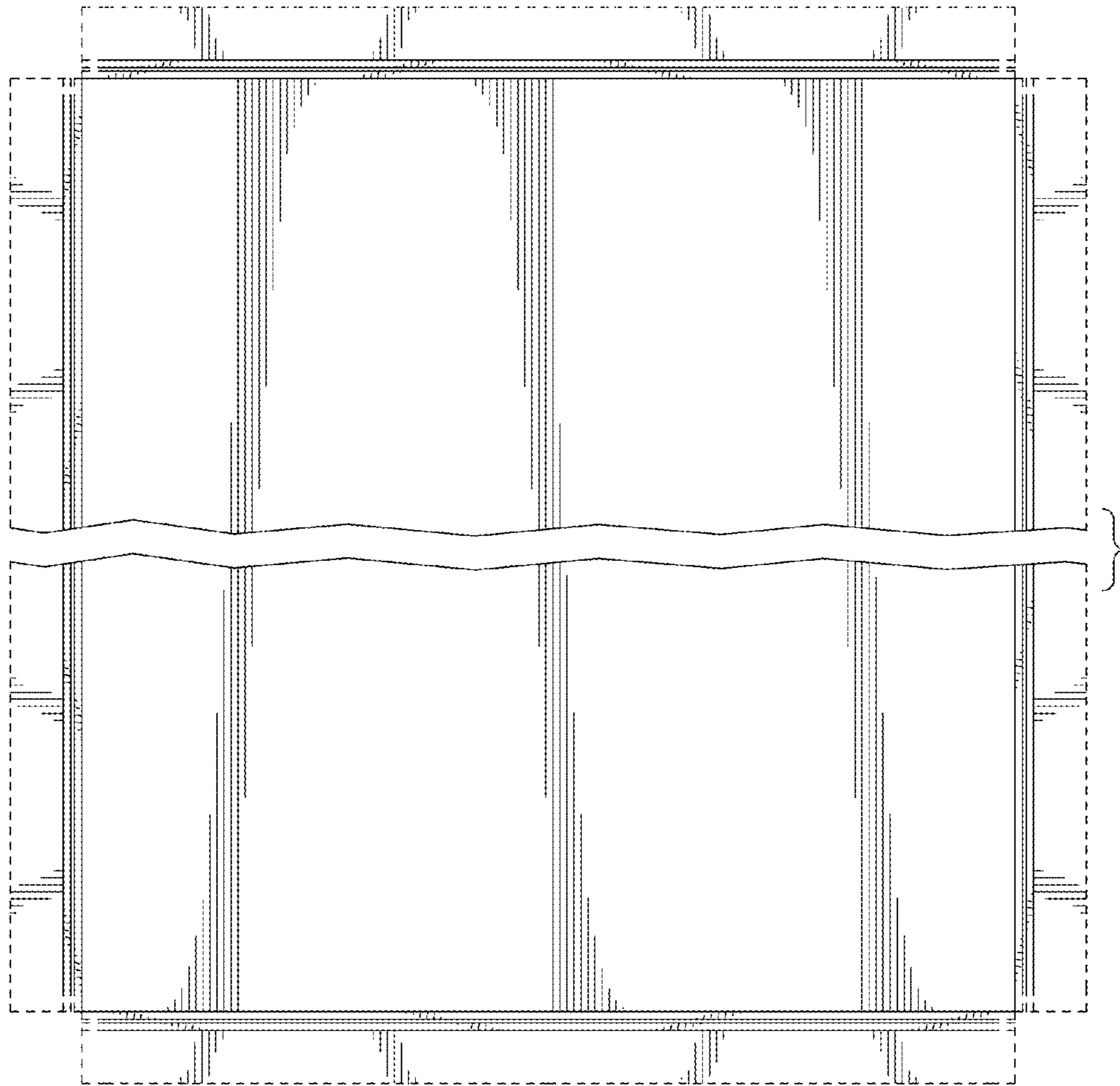


FIG. 3



FIG. 4




FIG. 5

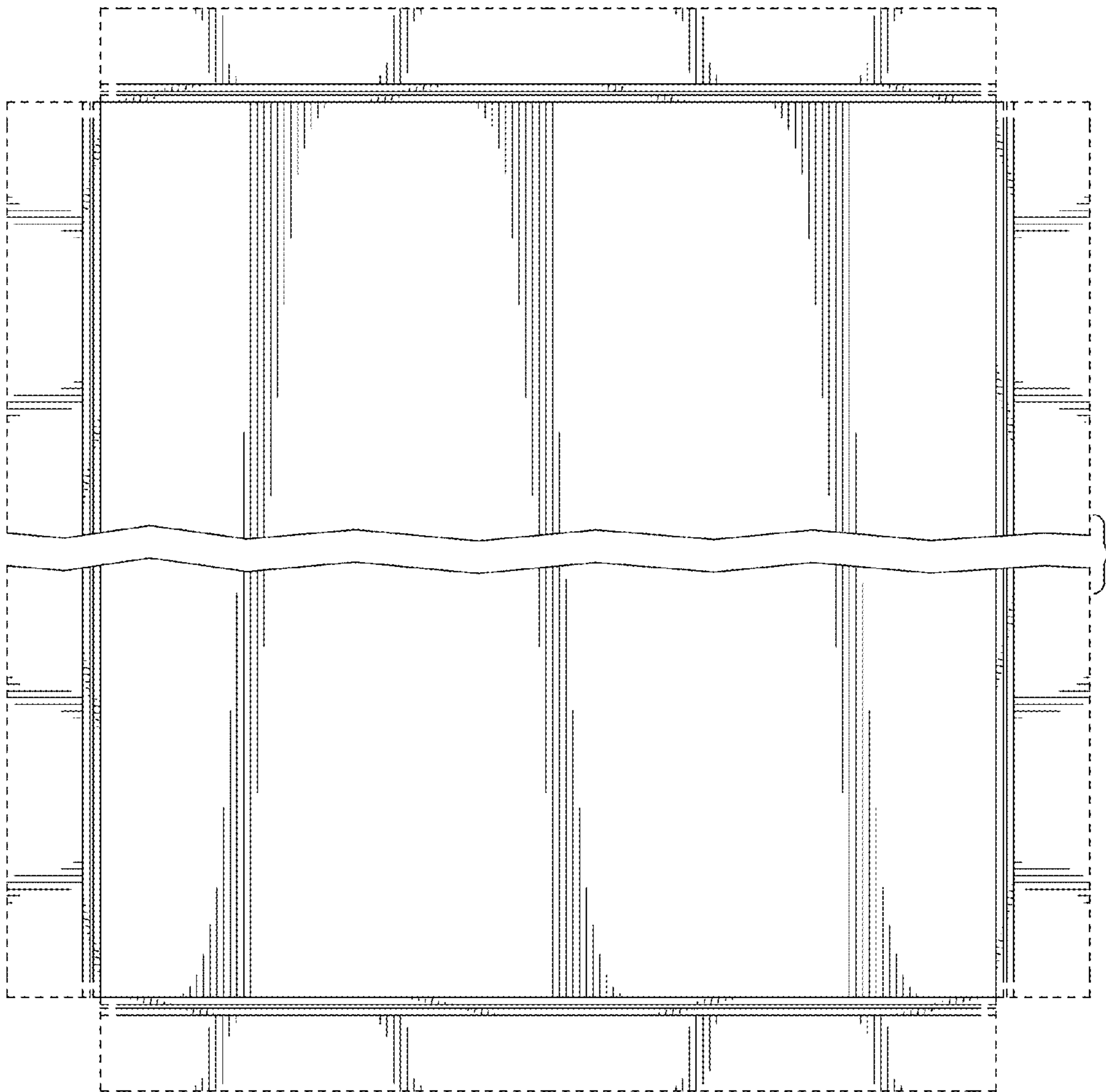


FIG. 6



FIG. 7

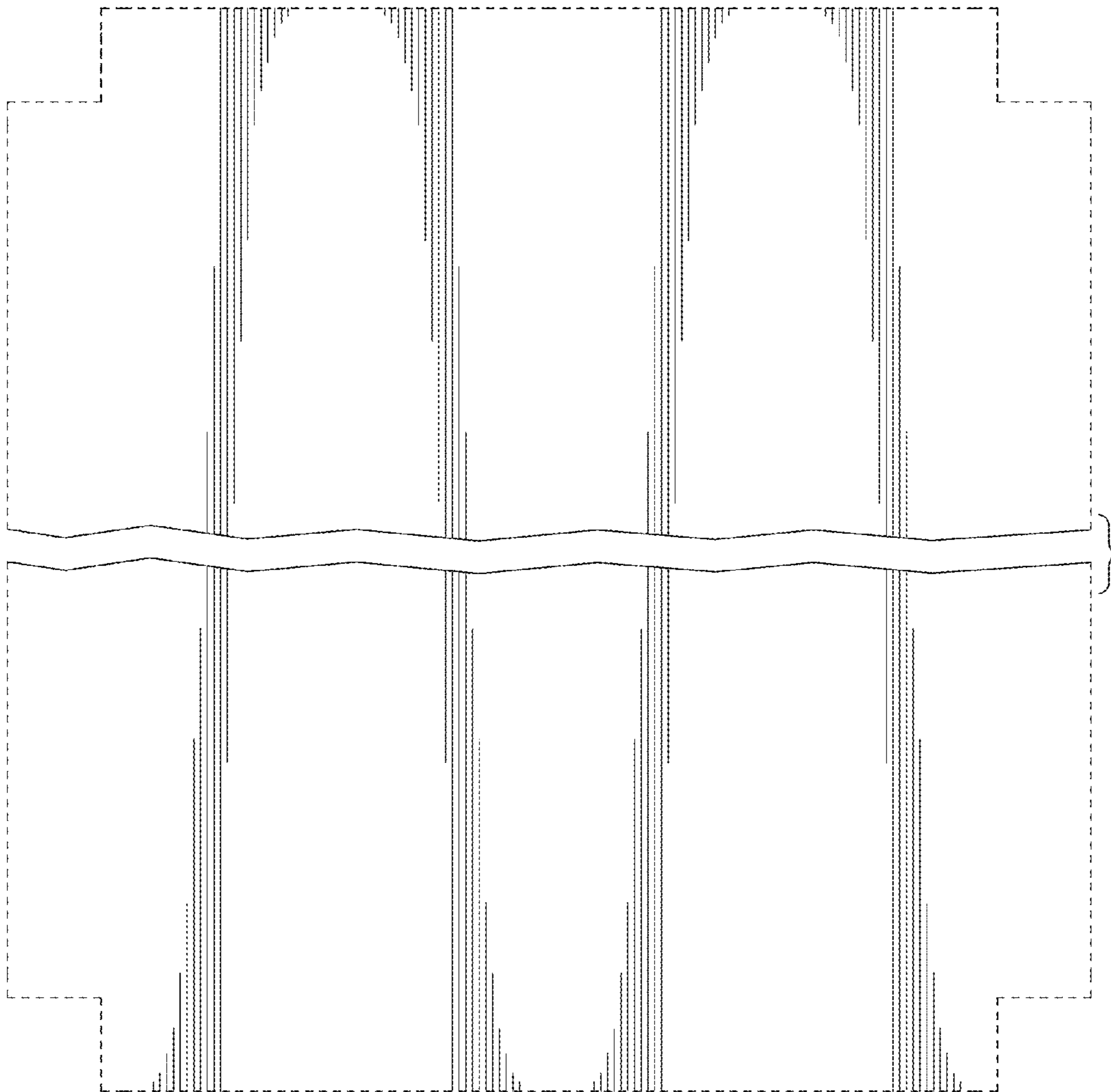


FIG. 8

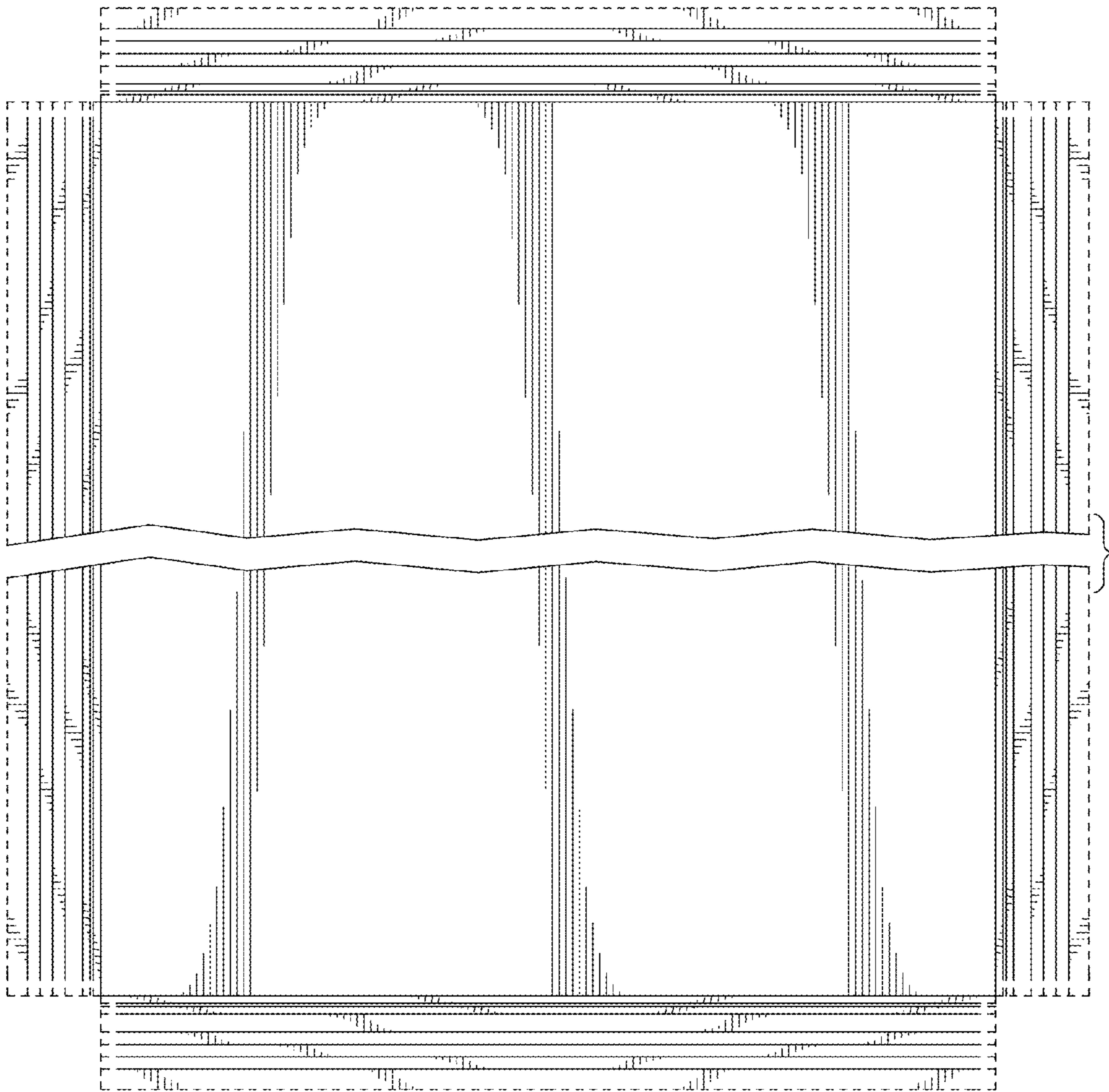


FIG. 9

