



US00D746482S

(12) **United States Design Patent**
Ho

(10) **Patent No.:** **US D746,482 S**

(45) **Date of Patent:** **** Dec. 29, 2015**

(54) **CIRCULATION PROMOTER FOR SOLES OF FEET**

(71) Applicant: **Hoi Ming Michael Ho**, Ontario (CA)

(72) Inventor: **Hoi Ming Michael Ho**, Ontario (CA)

(**) Term: **14 Years**

(21) Appl. No.: **29/489,478**

(22) Filed: **Apr. 30, 2014**

(30) **Foreign Application Priority Data**

Feb. 17, 2014 (TW) 103300868

(51) **LOC (10) Cl.** **28-03**

(52) **U.S. Cl.**
USPC **D24/213**

(58) **Field of Classification Search**
USPC D24/200-215; D28/56, 61; 607/3, 111,
607/115, 144, 145, 150; 601/22, 27-32,
601/104; 401/28
CPC A61H 33/06; A61H 33/063; A61H 33/12;
A61H 35/006; A61H 9/00; A61H 9/005;
A61H 2201/10; A61H 2205/12; A63B 23/08;
A63B 23/10; A63B 2213/004; A61N 1/0472;
A61N 1/36003; A61M 11/041; A61M
2011/065; A61M 2209/084; A47K 10/48
See application file for complete search history.

(56) **References Cited**

U.S. PATENT DOCUMENTS

D280,934 S * 10/1985 MacGregor D24/211
D363,555 S * 10/1995 Lie D24/213
D435,111 S * 12/2000 Kuo D24/213
D496,468 S * 9/2004 Park D24/213
D508,132 S * 8/2005 Huang D24/200
D523,560 S * 6/2006 Tsai D24/212
D630,336 S * 1/2011 Park D24/213

D701,612 S * 3/2014 Robinson D24/213
D713,969 S * 9/2014 Robinson D24/200
2003/0220593 A1* 11/2003 Morton A61H 35/006
601/15
2008/0010851 A1* 1/2008 Avanzini A47K 10/48
34/90
2013/0331907 A1* 12/2013 Summers A61N 1/36003
607/48
2015/0038885 A1* 2/2015 Zhao A63B 23/10
601/22

OTHER PUBLICATIONS

Revitive LV-Circulation Booster-Therapy for Legs and Feet. Amazon.co.uk [online]. Revitive, Sep. 17, 2012 [retrieved on Oct. 22, 2015]. Retrieved from the Internet: <<http://www.amazon.co.uk/Revitive-LV-Therapy-Legs-Feet/dp/B009ET2REK>>.*

* cited by examiner

Primary Examiner — Catherine Oliver

Assistant Examiner — Rebekah Caruso

(74) *Attorney, Agent, or Firm* — Bacon & Thomas, PLLC

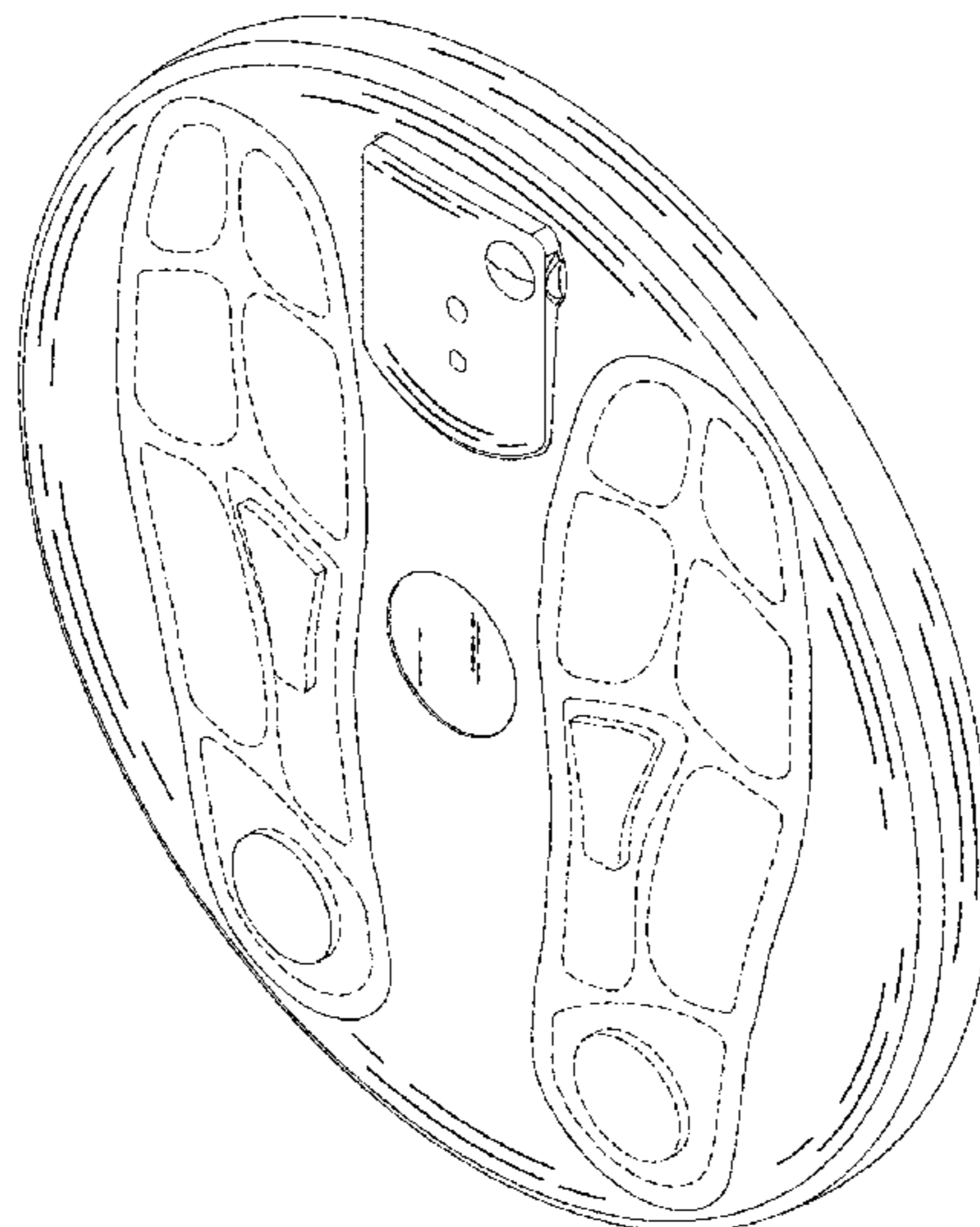
(57) **CLAIM**

The ornamental design for a circulation promoter for soles of feet, as shown and described.

DESCRIPTION

FIG. 1 is a perspective view of a circulation promoter for soles of feet showing my new design;
FIG. 2 is a front elevational view thereof;
FIG. 3 is a rear elevational view thereof;
FIG. 4 is a left side elevational view thereof;
FIG. 5 is a right side elevational view thereof;
FIG. 6 is a top plan view thereof; and,
FIG. 7 is a bottom plan view thereof.
The broken line showing of environmental structure is included for illustrative purposes only, and forms no part of the claimed design.

1 Claim, 6 Drawing Sheets



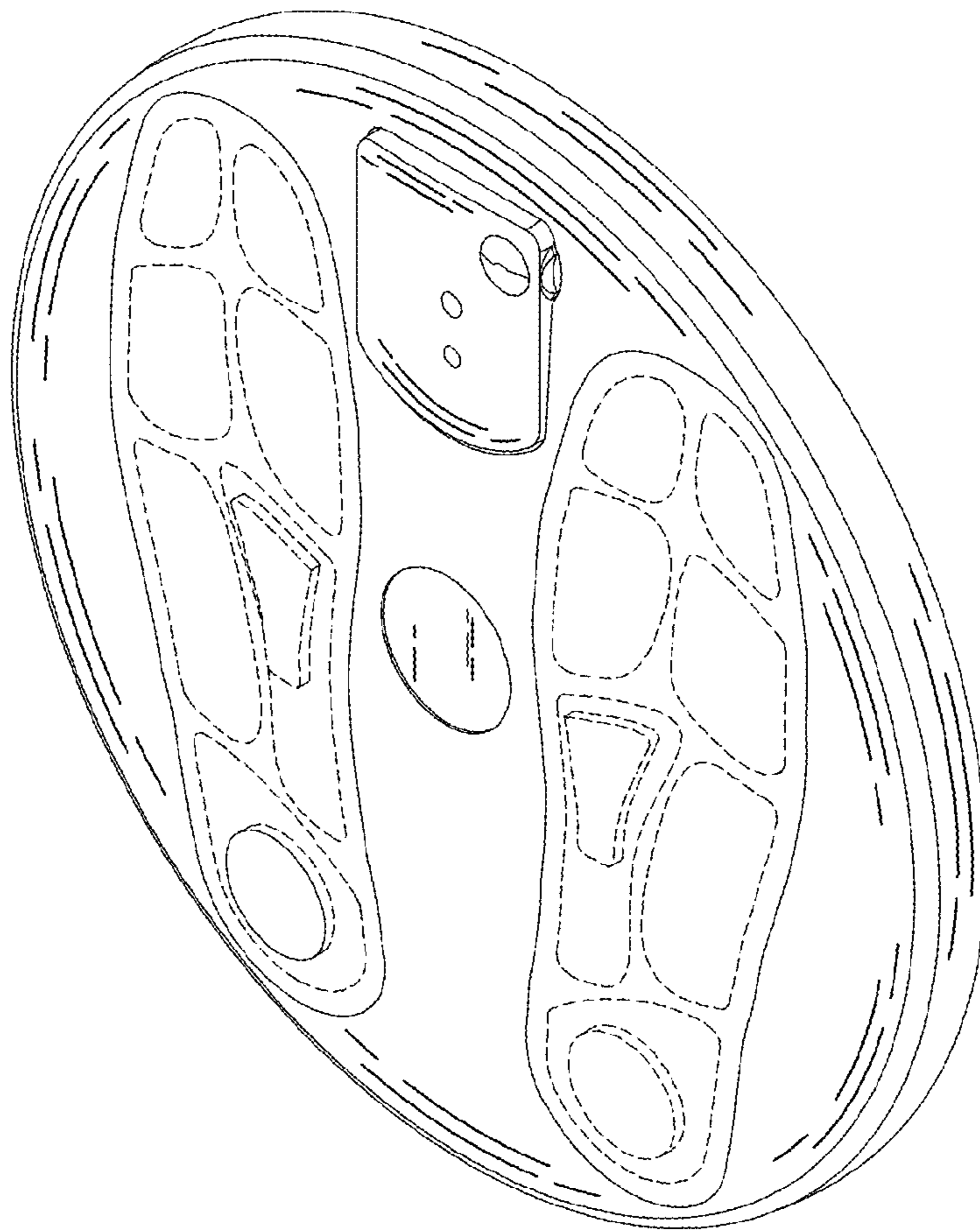


FIG. 1

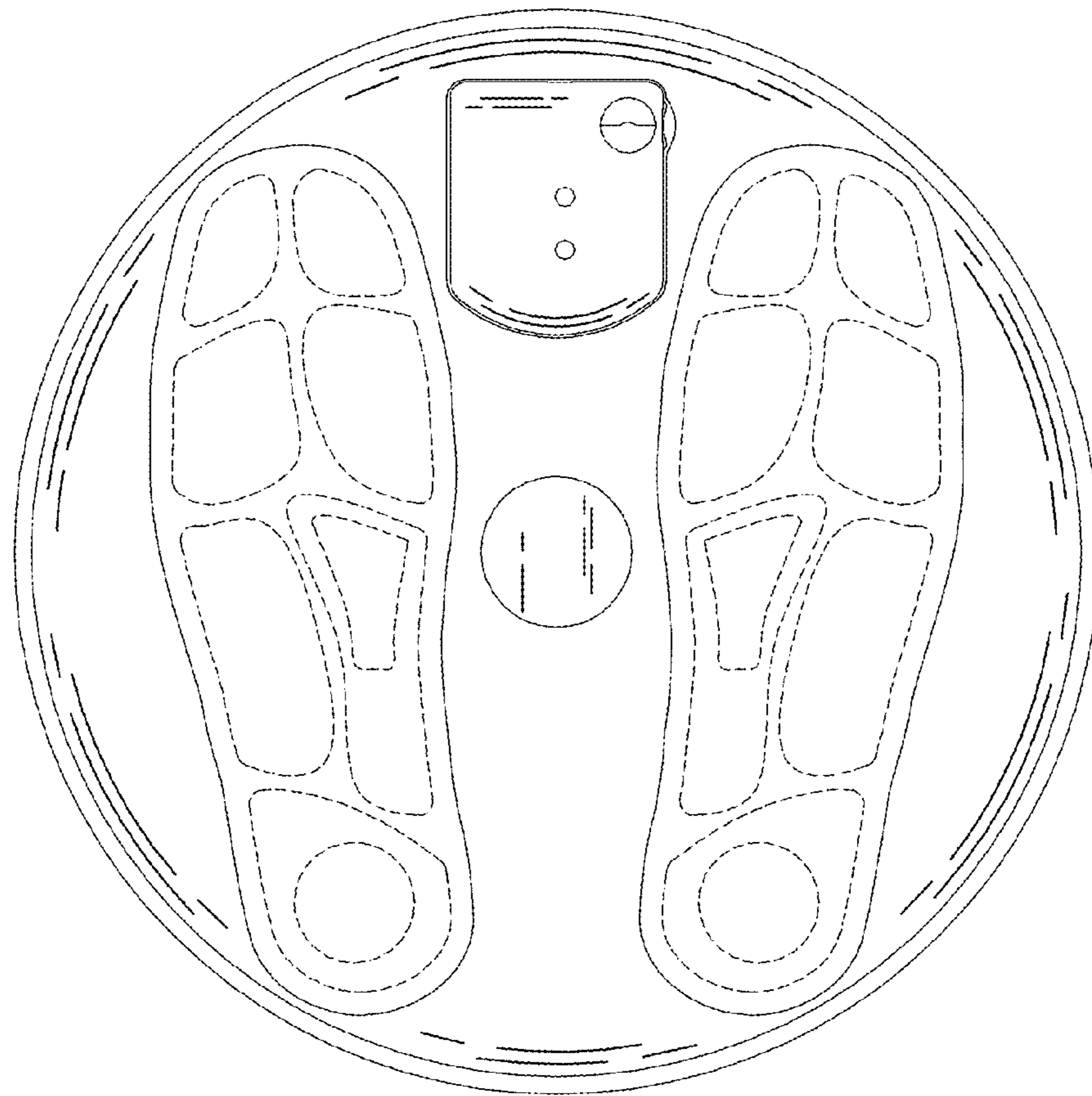


FIG. 2

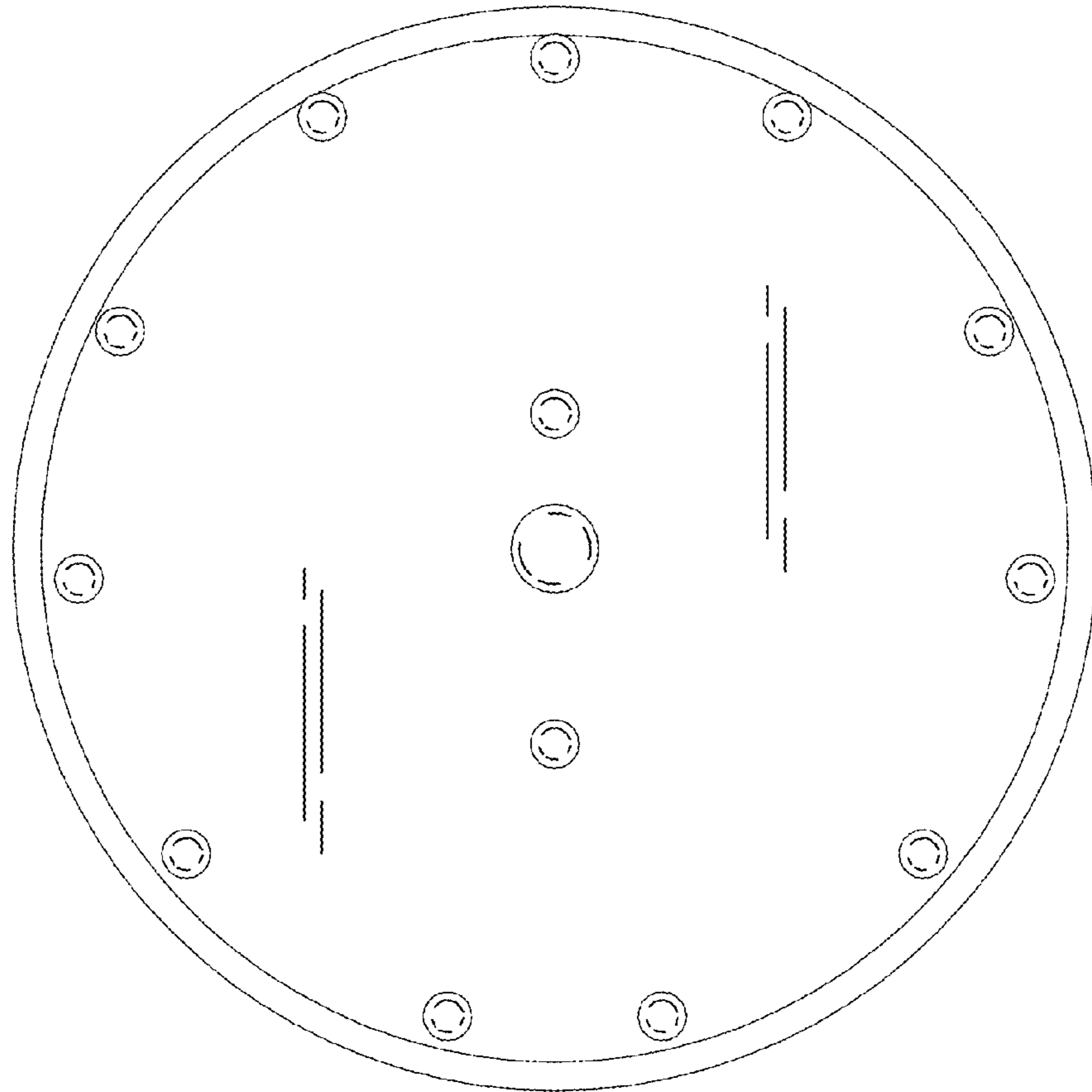


FIG. 3

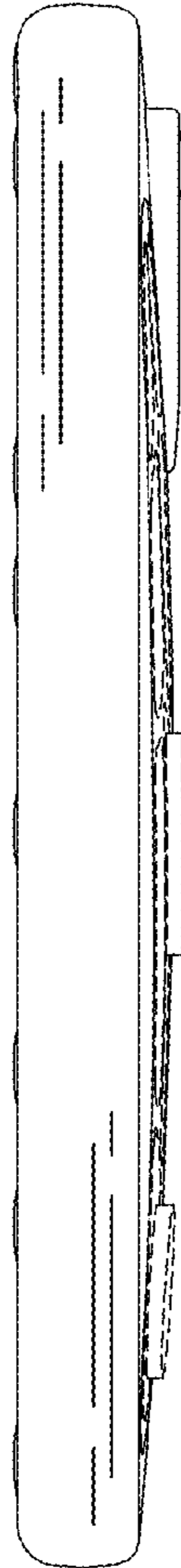


FIG. 4

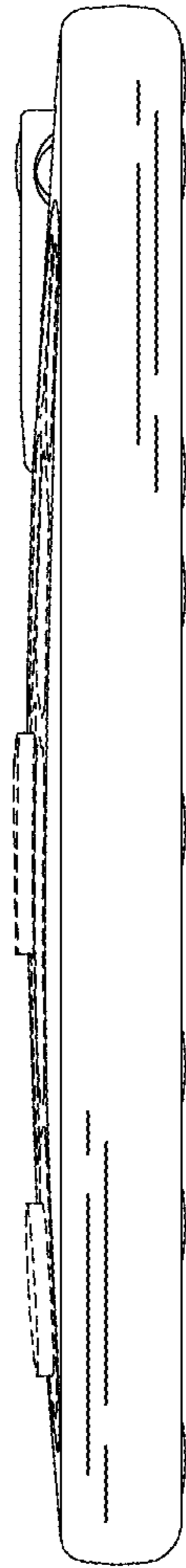


FIG. 5

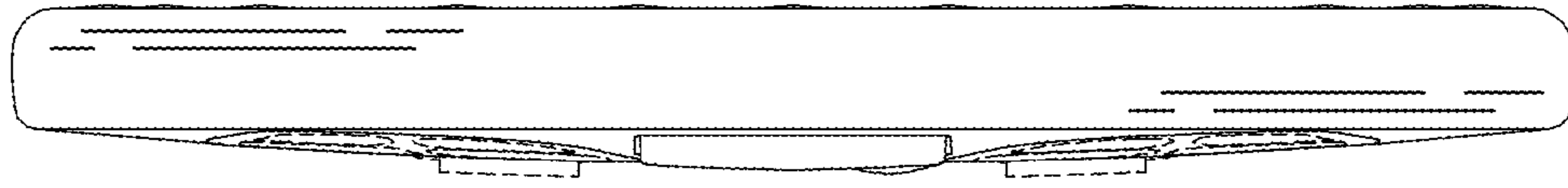


FIG. 6

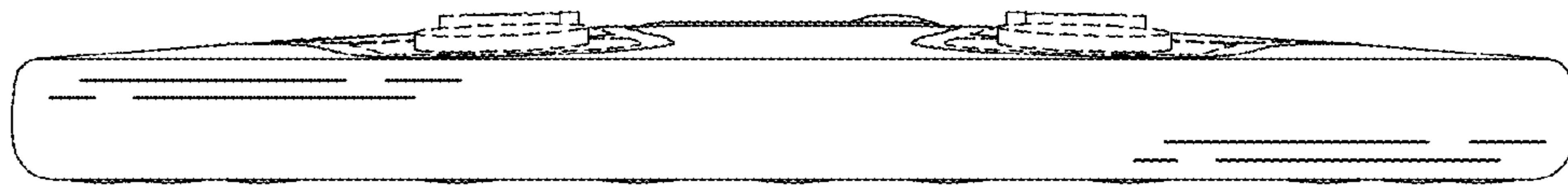


FIG. 7