



US00D746479S

(12) **United States Design Patent**
Arefieg

(10) **Patent No.:** **US D746,479 S**

(45) **Date of Patent:** **** Dec. 29, 2015**

(54) **ADHESIVE BANDAGE**

(71) Applicant: **Thuban, Inc.**, Ridgefield, CT (US)

(72) Inventor: **Rana J. Arefieg**, Ridgefield, CT (US)

(73) Assignee: **Thuban, Inc.**, Ridgefield, CT (US)

(**) Term: **14 Years**

(21) Appl. No.: **29/481,147**

(22) Filed: **Feb. 1, 2014**

(51) **LOC (10) Cl.** **24-04**

(52) **U.S. Cl.**
USPC **D24/189**

(58) **Field of Classification Search**
USPC D24/189
CPC A61F 13/02; A61F 13/00038; A61F
2013/00119; A61F 2013/00536
See application file for complete search history.

(56) **References Cited**

U.S. PATENT DOCUMENTS

| | | | | | |
|-----------|-----|---------|----------------|-------|---------|
| 3,888,247 | A * | 6/1975 | Stenvall | | 602/59 |
| D383,211 | S * | 9/1997 | Dunshee et al. | | D24/189 |
| D387,169 | S * | 12/1997 | Dunshee et al. | | D24/189 |
| D389,244 | S * | 1/1998 | Dunshee et al. | | D24/189 |
| D391,639 | S * | 3/1998 | Dunshee et al. | | D24/189 |
| D402,371 | S * | 12/1998 | Haynes et al. | | D24/189 |

| | | | | | |
|-----------|------|---------|----------------|-------|---------|
| D413,389 | S * | 8/1999 | Owen, Jr. | | D24/206 |
| D485,908 | S * | 1/2004 | Sachi | | D24/189 |
| D516,730 | S * | 3/2006 | Anduss | | D24/189 |
| 7,089,764 | B2 * | 8/2006 | Brett | | 63/14.9 |
| D582,561 | S * | 12/2008 | Sachi | | D24/189 |
| D584,415 | S * | 1/2009 | Sachi | | D24/189 |
| D624,655 | S * | 9/2010 | Sevigny et al. | | D24/189 |
| D629,114 | S * | 12/2010 | Masini | | D24/189 |
| D718,869 | S * | 12/2014 | Cameron et al. | | D24/189 |

* cited by examiner

Primary Examiner — T. Chase Nelson

Assistant Examiner — Michelle E Wilson

(74) *Attorney, Agent, or Firm* — David M. Quinlan, P.C.

(57) **CLAIM**

The ornamental design for an adhesive bandage, as shown and described.

DESCRIPTION

FIG. 1 is an isometric view of an adhesive bandage showing my new design;

FIG. 2 is a top view thereof;

FIG. 3 is a bottom view thereof;

FIG. 4 is a right side view thereof;

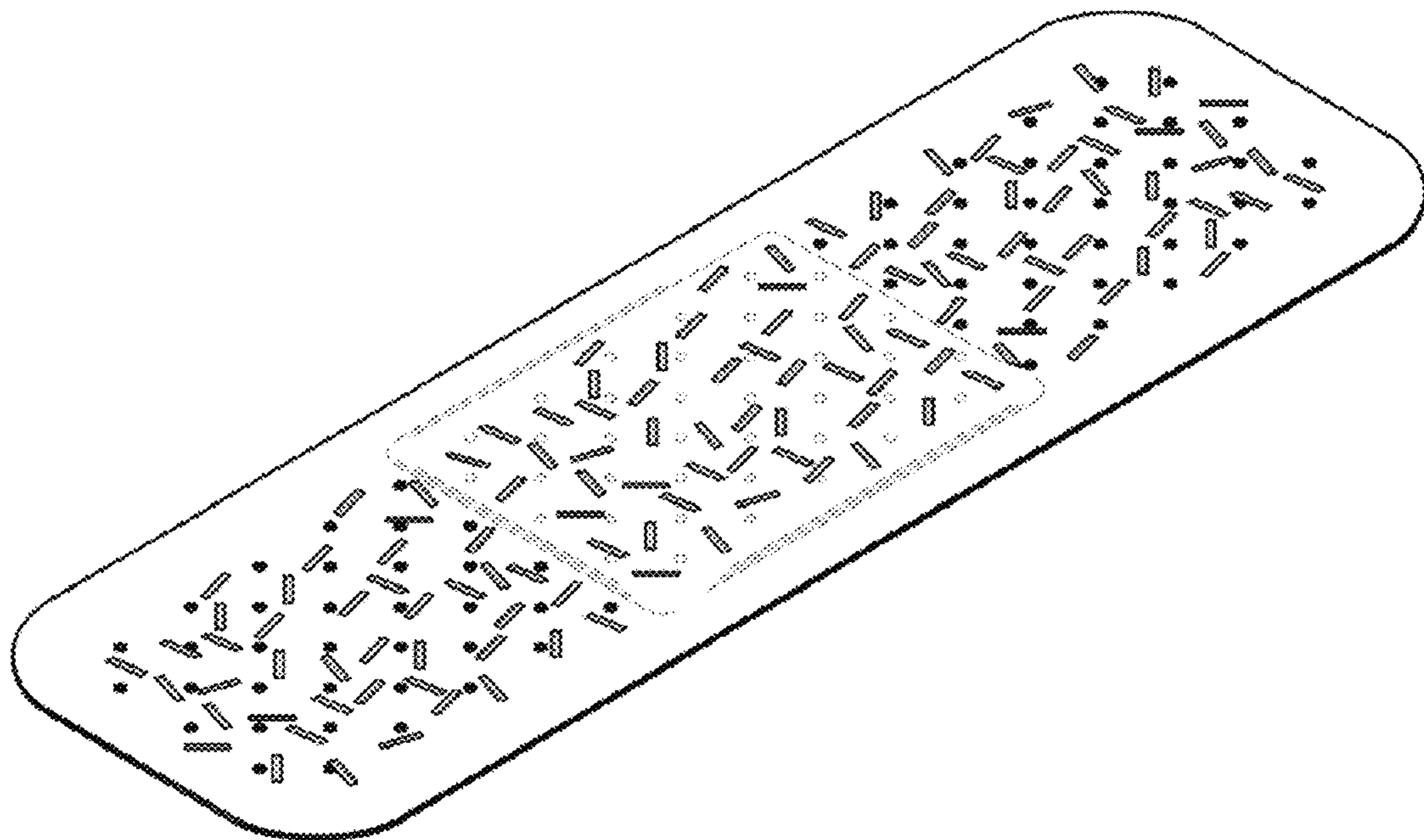
FIG. 5 is a front view thereof;

FIG. 6 is a left side view thereof; and,

FIG. 7 is a rear view thereof.

The surface ornamentation on the article is a depiction of candy sprinkles.

1 Claim, 3 Drawing Sheets



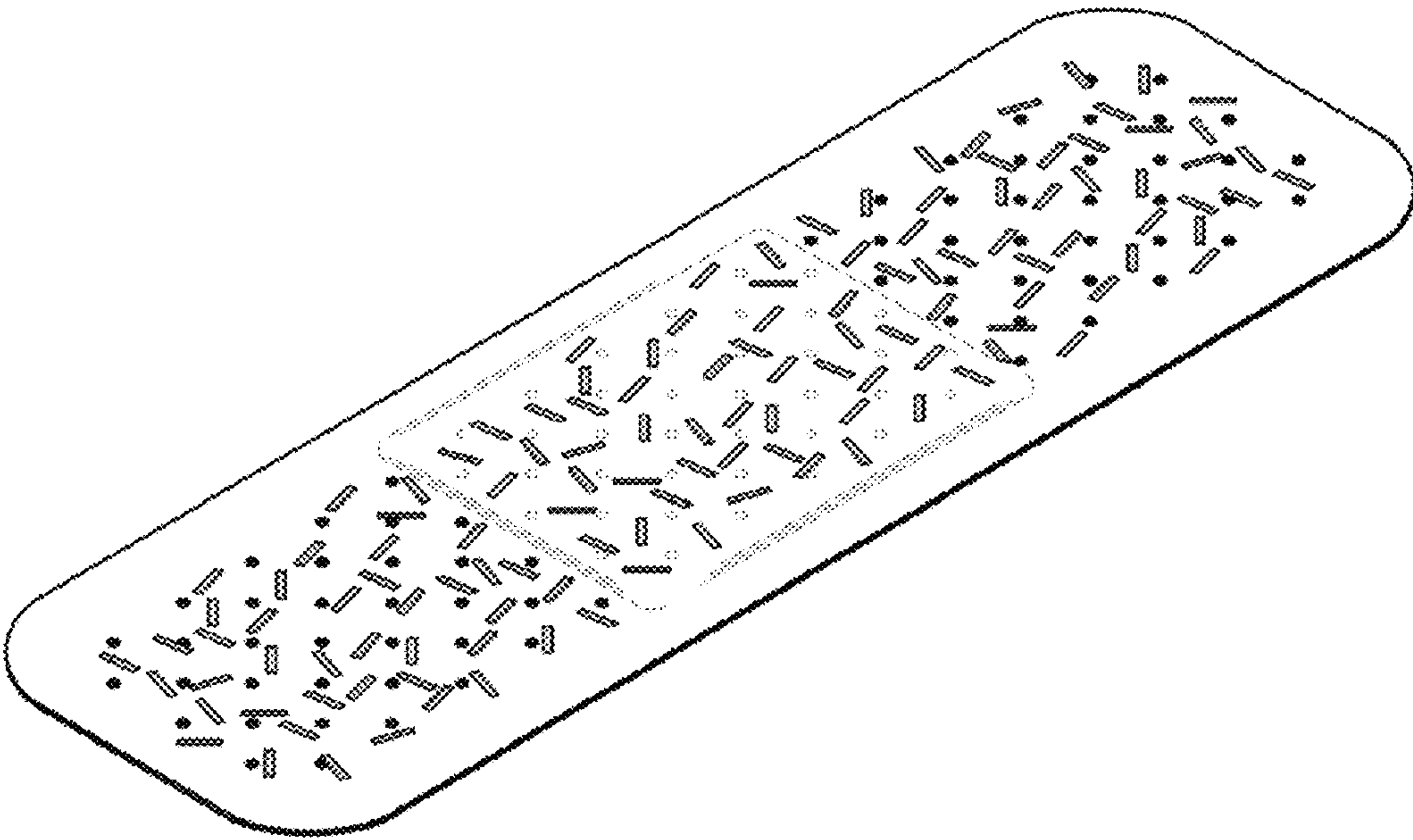


FIG. 1

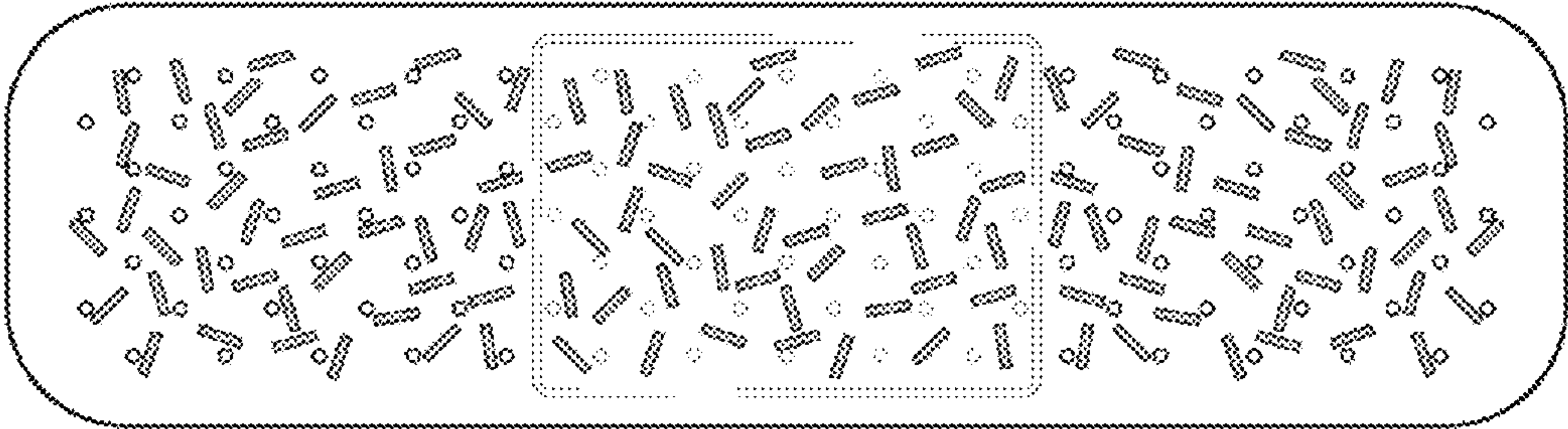


FIG. 2



FIG. 3



FIG. 4




FIG. 5

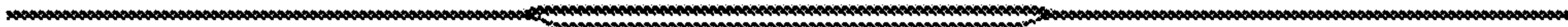


FIG. 6



FIG. 7