



US00D746478S

(12) **United States Design Patent**
Gröndahl et al.

(10) **Patent No.:** **US D746,478 S**

(45) **Date of Patent:** **** Dec. 29, 2015**

(54) **WOUND FILLER**

- (71) Applicant: **Mölnlycke Health Care AB**, Göteborg (SE)
- (72) Inventors: **Jerker Gröndahl**, Västra Frölunda (SE); **Esbjörn Olsson**, Mölndal (SE); **Kalle Jon Nordbo**, Roskilde (DK); **Bengt Olof Sebastian Engwall**, Malmö (SE)
- (73) Assignee: **MÖLNLYCKE HEALTH CARE AB**, Göteborg (SE)
- (**) Term: **14 Years**
- (21) Appl. No.: **29/477,838**
- (22) Filed: **Dec. 27, 2013**

(30) **Foreign Application Priority Data**

- Jul. 5, 2013 (EM) 001376552-0001
- Jul. 5, 2013 (EM) 001376552-0002
- Jul. 5, 2013 (EM) 001376552-0003
- Jul. 5, 2013 (EM) 001376552-0004
- Jul. 5, 2013 (EM) 001376552-0005
- Jul. 5, 2013 (EM) 001376552-0006
- Jul. 5, 2013 (EM) 001376552-0007
- Jul. 5, 2013 (EM) 001376552-0008

(51) **LOC (10) Cl.** **24-04**

(52) **U.S. Cl.**
USPC **D24/189**

(58) **Field of Classification Search**
 USPC D24/101, 103, 104, 124, 127, 187-192, D24/200, 206, 212, 213, 218; D29/120.1; 128/200.24, 203.12, 848; 206/390, 206/441; 602/21, 22, 41, 55, 75, 79; 606/199, 204.45; 607/135
 CPC A61F 2013/00157; A61M 35/006
 See application file for complete search history.

(56) **References Cited**

U.S. PATENT DOCUMENTS

D407,160	S	*	3/1999	Dunshee et al.	D24/189
6,162,960	A	*	12/2000	Klein	602/41
6,238,362	B1	*	5/2001	Bracht	602/41
D473,939	S	*	4/2003	Hantke et al.	D24/124
D473,940	S	*	4/2003	Hantke et al.	D24/124
D474,537	S	*	5/2003	Hantke et al.	D24/124
D496,099	S	*	9/2004	Bisbee	D24/118
D670,816	S	*	11/2012	Suzuki et al.	D24/206
D681,833	S	*	5/2013	Samlaska	D24/189
D699,343	S	*	2/2014	Clements et al.	D24/118
D713,048	S	*	9/2014	Ogaki et al.	D24/200
D726,380	S	*	4/2015	Mancuso	D29/120.1
2001/0018566	A1	*	8/2001	Masini	602/41
2006/0200100	A1	*	9/2006	Rosati	604/304
2011/0213287	A1	*	9/2011	Lattimore et al.	602/46

FOREIGN PATENT DOCUMENTS

WO WO-2011106722 A1 9/2011

* cited by examiner

Primary Examiner — Robert M Spear
Assistant Examiner — Darcey E Heflin
 (74) *Attorney, Agent, or Firm* — Choate, Hall & Stewart LLP; Charles E. Lyon

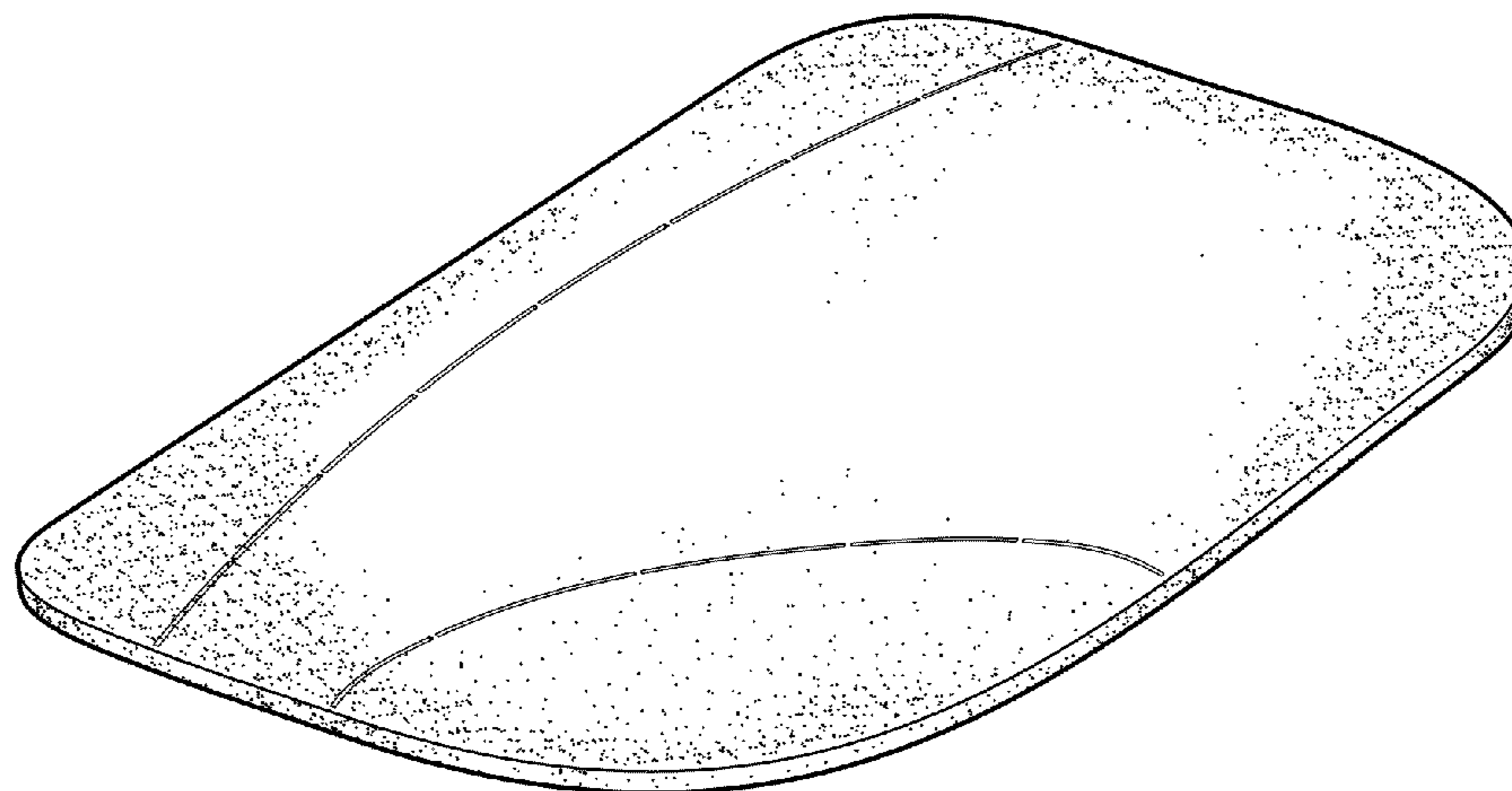
(57) **CLAIM**

The ornamental design for a wound filler, as shown and described.

DESCRIPTION

FIG. 1 is a perspective view of a wound filler showing our new design;
 FIG. 2 is a top view thereof;
 FIG. 3 is a right side view thereof;
 FIG. 4 is a front view thereof;
 FIG. 5 is a rear view thereof;
 FIG. 6 is a bottom view thereof; and,
 FIG. 7 is a left side view thereof.

1 Claim, 3 Drawing Sheets



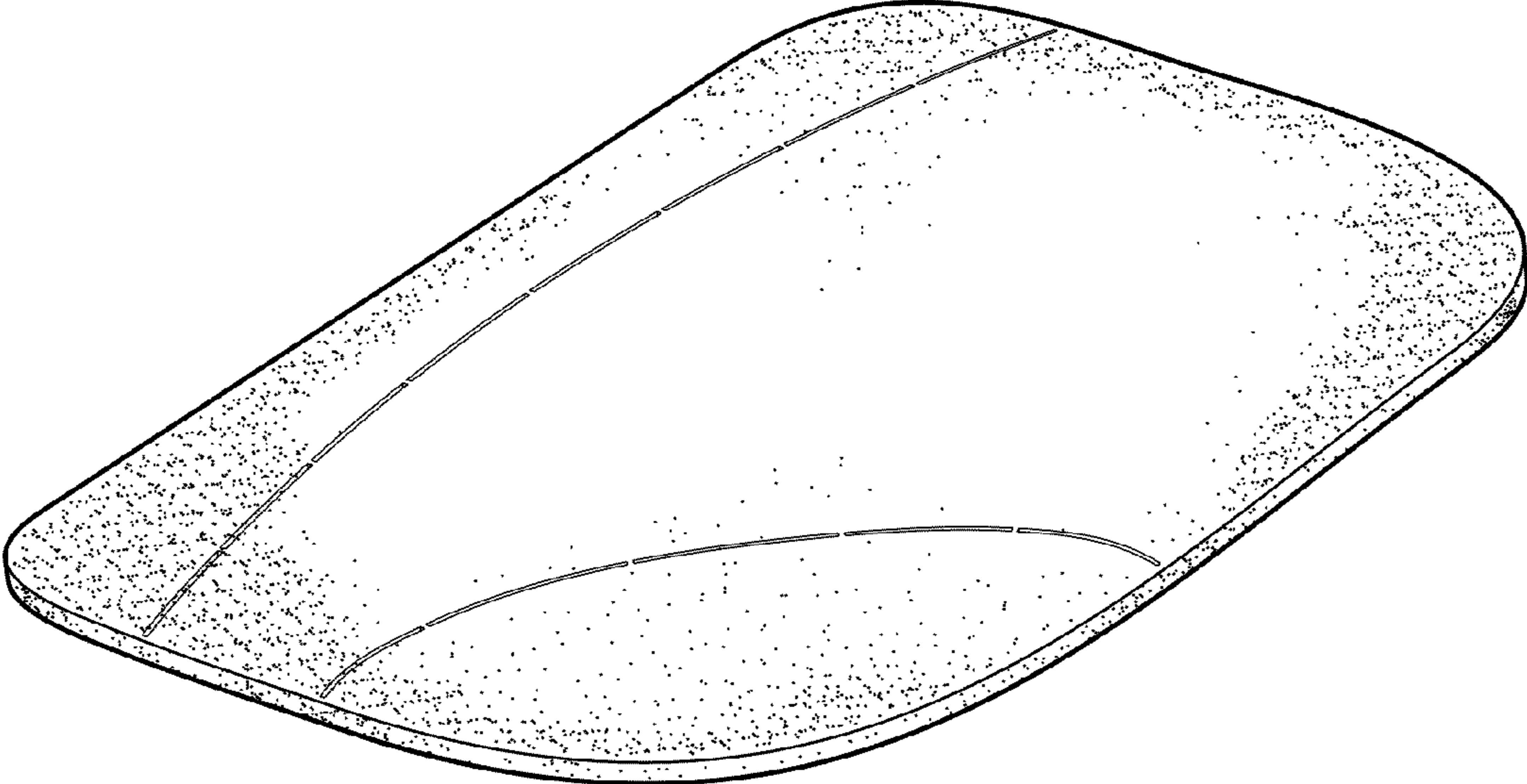


FIG. 1

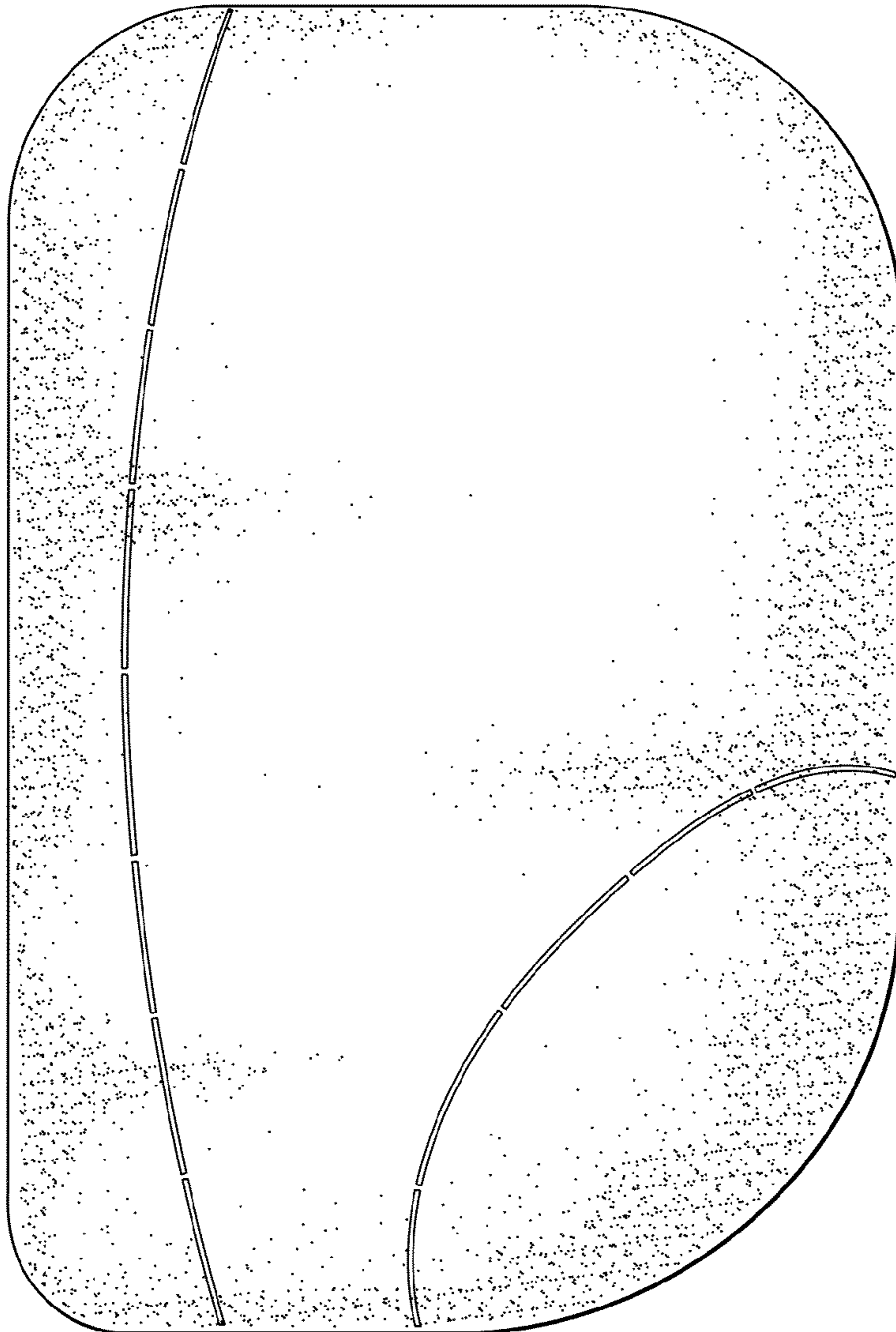


FIG. 2




FIG. 3



FIG. 4



FIG. 5

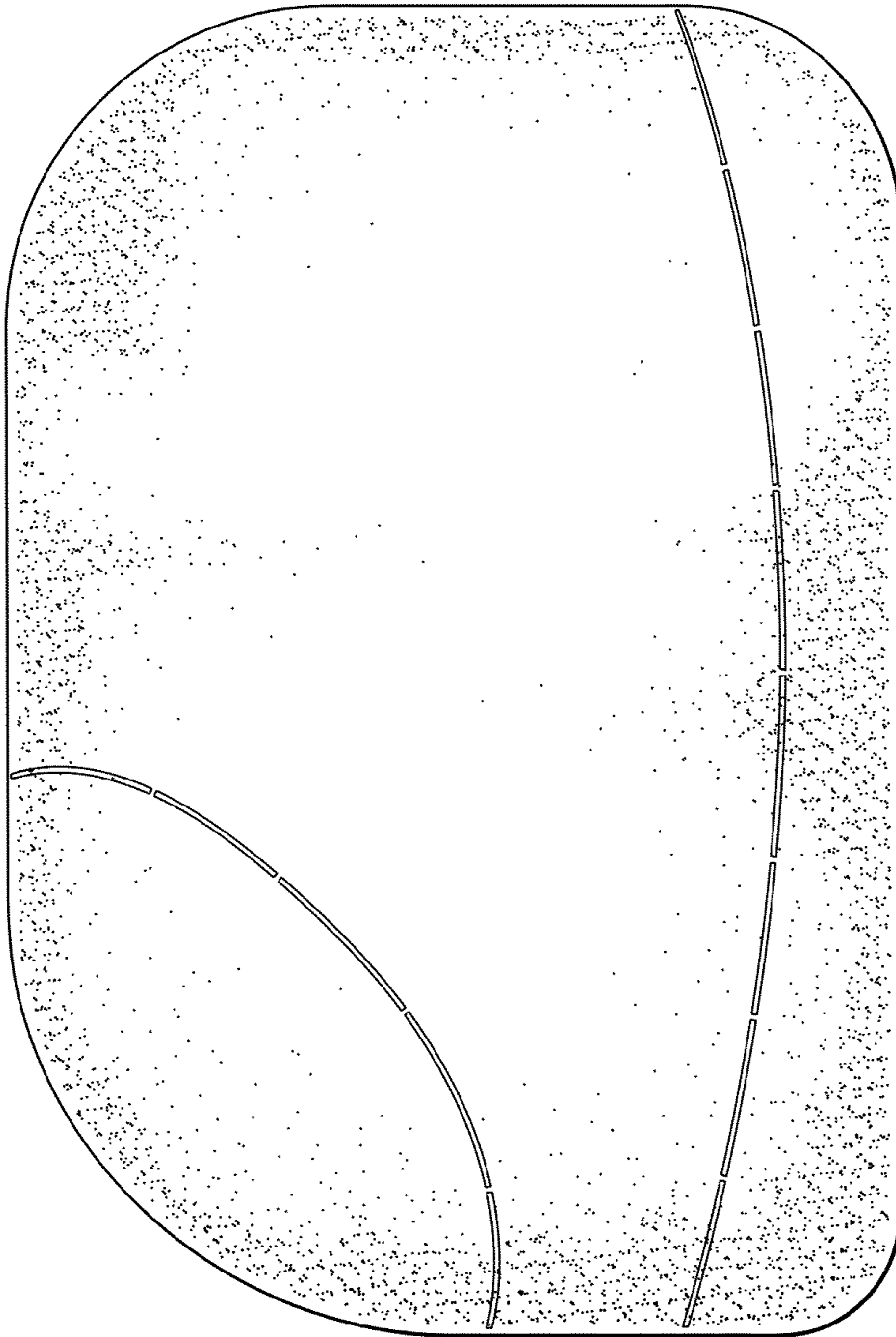


FIG. 6



FIG. 7