



US00D746463S

(12) **United States Design Patent**
Meyer et al.

(10) **Patent No.:** **US D746,463 S**

(45) **Date of Patent:** **** Dec. 29, 2015**

(54) **OFFSET PROSTHETIC ADAPTOR**

(56) **References Cited**

- (71) Applicant: **Bulldog Tools, Inc.**, Lewisburg, OH (US)
- (72) Inventors: **Robert B. Meyer**, Lewisburg, OH (US);
Wilbur N. Meyer, Brookville, OH (US)
- (73) Assignee: **Bulldog Tools, Inc.**, Lewisburg, OH (US)
- (**) Term: **14 Years**

U.S. PATENT DOCUMENTS

RE36,521 E *	1/2000	Hiemisch	623/38
D462,768 S *	9/2002	Meyer et al.	D24/155
D475,786 S *	6/2003	Lund	D24/155
D493,534 S *	7/2004	Meyer et al.	D24/155
7,090,700 B2 *	8/2006	Curtis	623/38
7,338,532 B2 *	3/2008	Haberman et al.	623/38
D617,460 S *	6/2010	Okuda et al.	D24/155
D618,349 S *	6/2010	Krishna et al.	D24/155
D620,594 S *	7/2010	Curtis	D24/155
D663,417 S *	7/2012	Meyer et al.	D24/155
D663,418 S *	7/2012	Meyer et al.	D24/155
D669,586 S *	10/2012	Meyer et al.	D24/155

- (21) Appl. No.: **29/516,043**
- (22) Filed: **Jan. 29, 2015**

* cited by examiner

Primary Examiner — Susan Bennett Hattan
Assistant Examiner — Charles Hanson
 (74) *Attorney, Agent, or Firm* — Jacox, Meckstroth & Jenkins

Related U.S. Application Data

- (62) Division of application No. 29/456,666, filed on Jun. 3, 2013, now Pat. No. Des. 723,692.
- (51) **LOC (10) Cl.** **24-02**
- (52) **U.S. Cl.**
USPC **D24/155**
- (58) **Field of Classification Search**
USPC D24/155-156, 176, 171; D8/387;
D15/21, 28
CPC A61F 2/3859; A61F 2/38; A61F 2/389;
A61F 2/3886; A61F 2310/00023
See application file for complete search history.

CLAIM

(57) The ornamental design for an offset prosthetic adaptor, as shown and described.

DESCRIPTION

FIG. 1 is a perspective view of an offset prosthetic adaptor and showing our new design;
 FIG. 2 is side view thereof, the opposite side view being a mirror image;
 FIG. 3 is a top view thereof, the bottom view being a mirror image;
 FIG. 4 is an end view thereof; and,
 FIG. 5 is an opposite end view thereof.

1 Claim, 1 Drawing Sheet

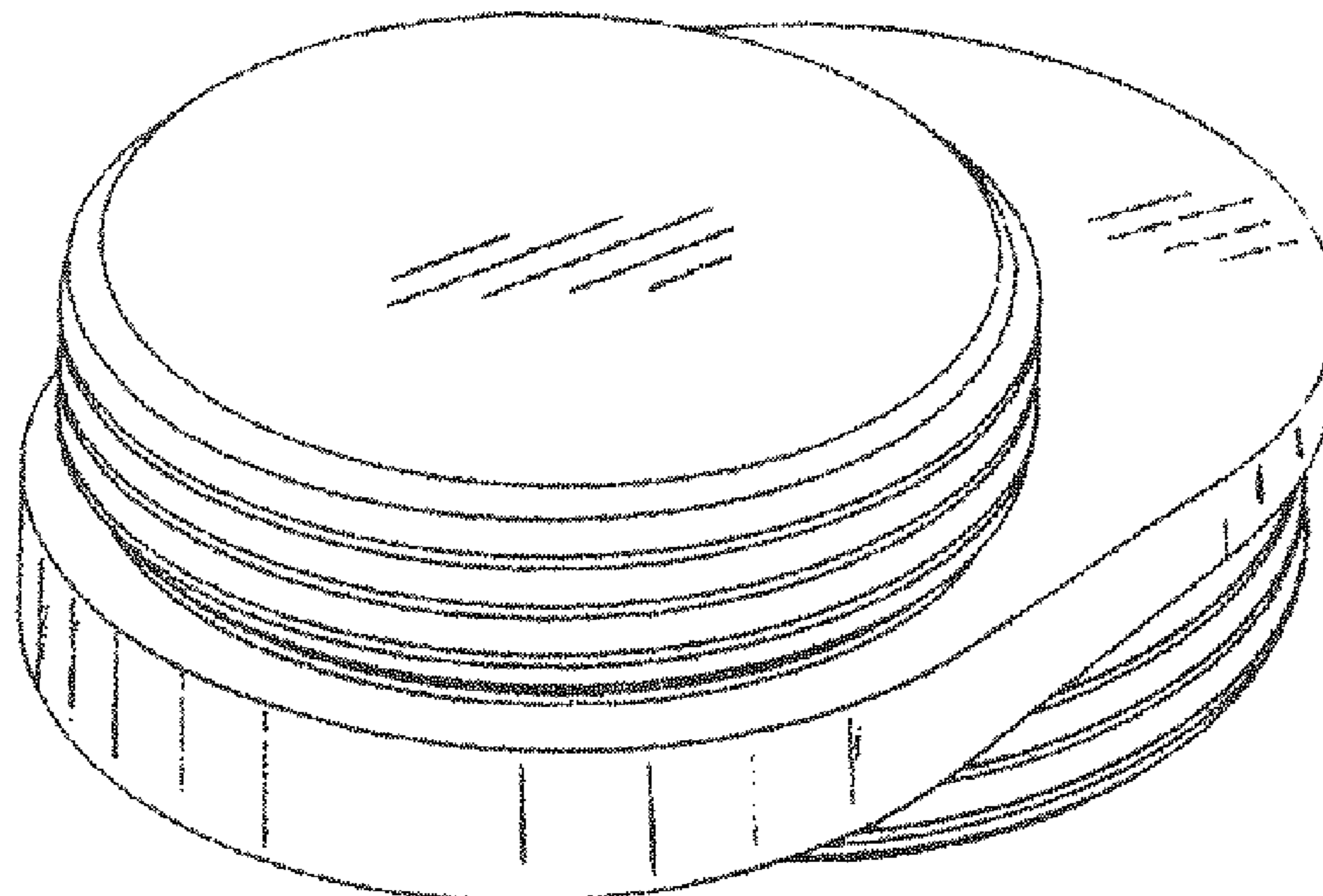


FIG.1

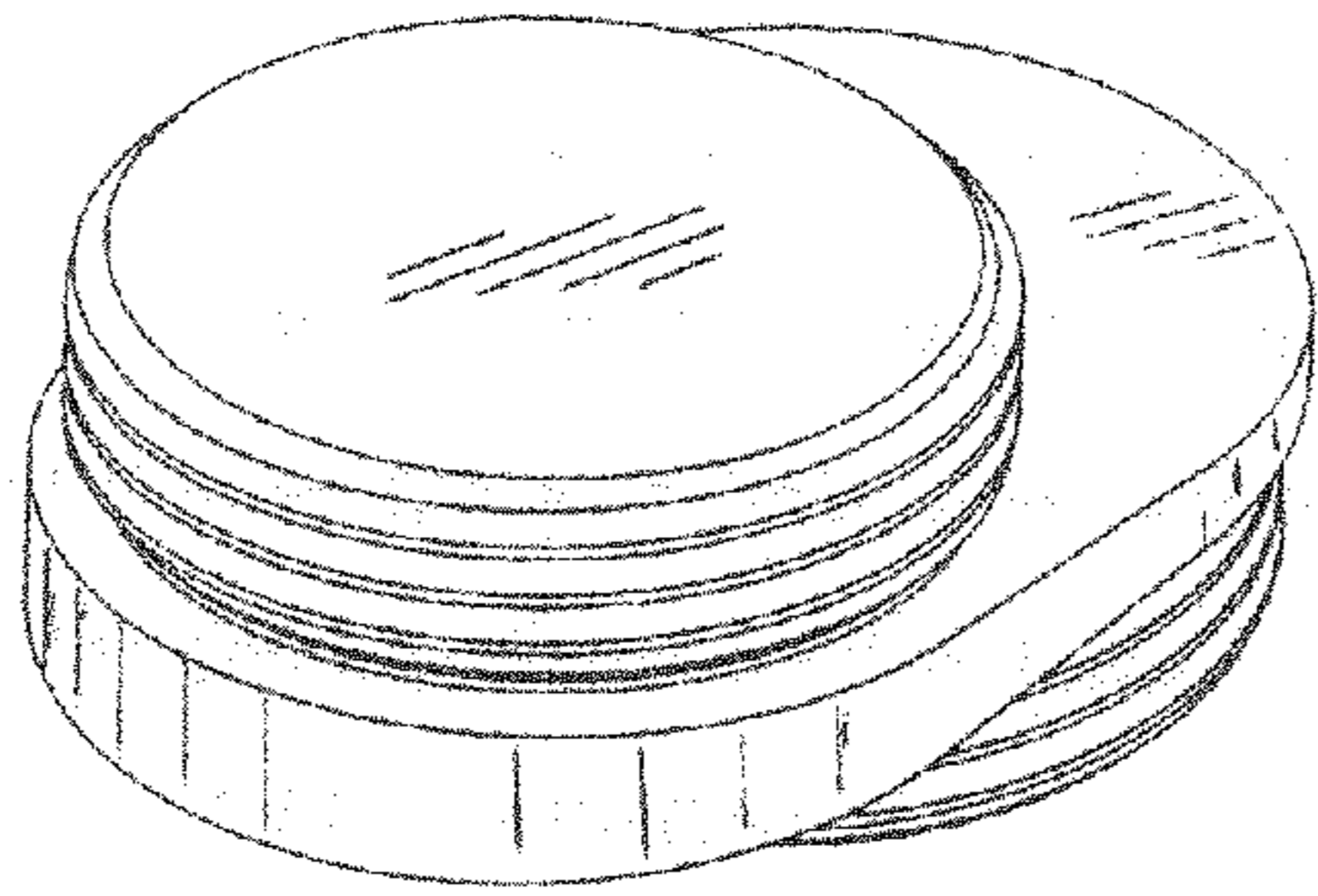


FIG.2




FIG.3

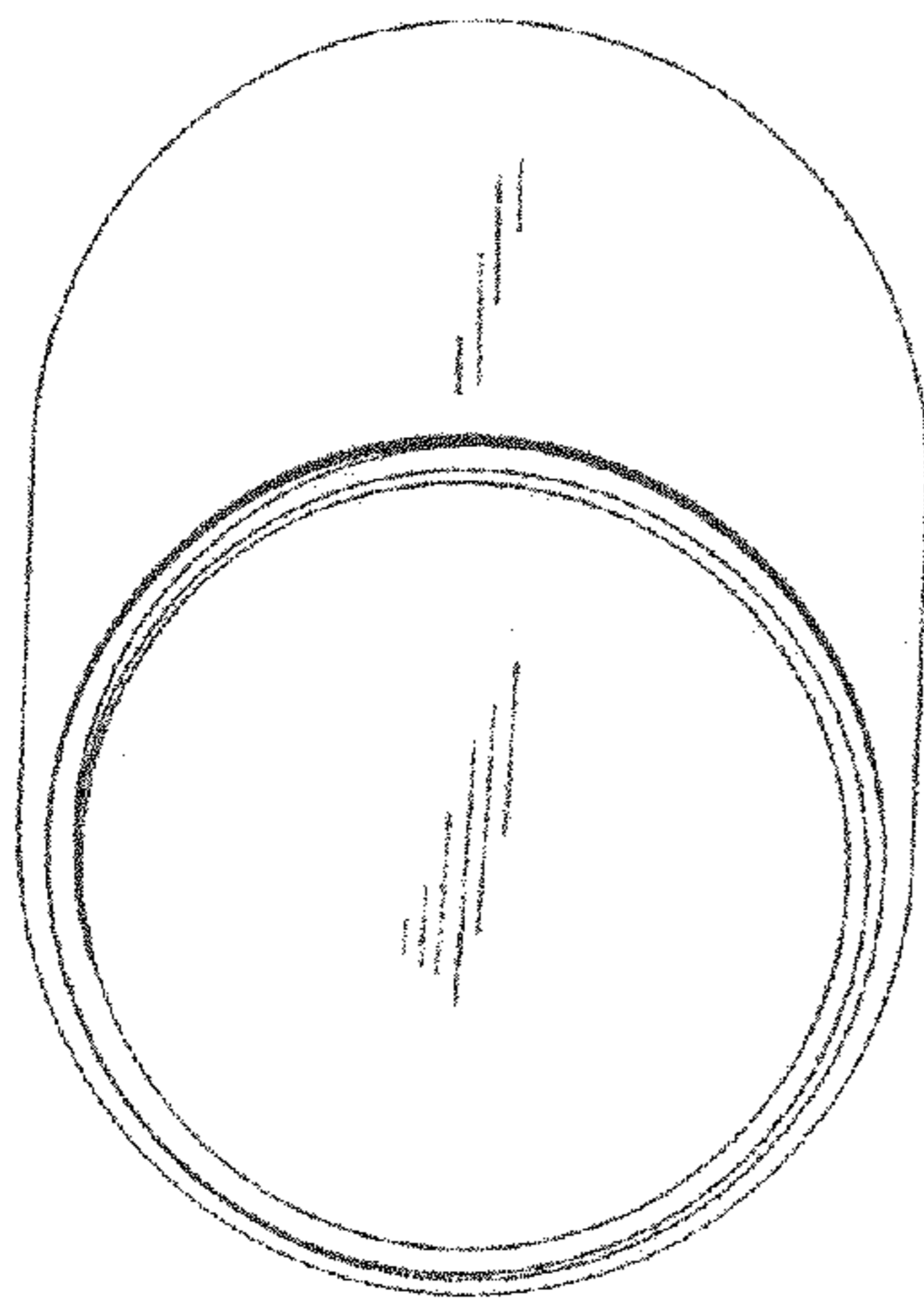


FIG.4




FIG. 5

