



US00D746462S

(12) **United States Design Patent**
Mujwid

(10) **Patent No.:** **US D746,462 S**

(45) **Date of Patent:** **** Dec. 29, 2015**

- (54) **SURGICAL INDICATORS**
- (71) Applicant: **AMS Research Corporation**,
Minnetonka, MN (US)
- (72) Inventor: **James R. Mujwid**, Edina, MN (US)
- (73) Assignee: **AMS Research Corporation**, Eden
Prairie, MN (US)
- (**) Term: **14 Years**
- (21) Appl. No.: **29/511,190**
- (22) Filed: **Dec. 8, 2014**

- 5,053,043 A 10/1991 Gottesman et al.
- 5,085,661 A 2/1992 Moss
- 5,112,344 A 5/1992 Petros
- 5,141,520 A 8/1992 Goble et al.
- 5,149,329 A 9/1992 Richardson
- 5,188,636 A 2/1993 Fedotov

(Continued)

FOREIGN PATENT DOCUMENTS

- AU 2002241673 11/2005
- CA 2404459 8/2005

(Continued)

OTHER PUBLICATIONS

“Access Instrument System with AlloSling Fascia” (5 pages with two pages of Instructions for Use).

(Continued)

Related U.S. Application Data

- (62) Division of application No. 29/401,196, filed on Sep. 8, 2011, now Pat. No. Des. 721,807.
- (51) **LOC (10) Cl.** **24-02**
- (52) **U.S. Cl.**
USPC **D24/155**
- (58) **Field of Classification Search**
USPC D24/155, 133, 135, 141, 144–146
CPC .. A61F 2/0045; A61F 2/0063; A61B 17/0401
See application file for complete search history.

Primary Examiner — Susan Bennett Hattan
Assistant Examiner — Charles Hanson
 (74) *Attorney, Agent, or Firm* — Kagan Binder, PLLC

(57) **CLAIM**
 The ornamental design for surgical indicators, as shown and described.

DESCRIPTION

FIG. 1 is a perspective view of a surgical indicator of my new design;
 FIG. 2 is a top view thereof;
 FIG. 3 is a bottom view thereof;
 FIG. 4 is a front view thereof, the back view being identical;
 and,
 FIG. 5 is a left side view thereof, the right side view being identical.
 The broken line portions of the drawings are for illustrative purposes only and form no part of the claimed designs.

1 Claim, 3 Drawing Sheets

- (56) **References Cited**
U.S. PATENT DOCUMENTS
 3,384,073 A 5/1968 Van Winkle, Jr.
 3,613,679 A 10/1971 Bijou
 3,789,828 A 2/1974 Schulte
 4,548,202 A 10/1985 Duncan
 4,632,100 A 12/1986 Somers et al.
 4,873,976 A 10/1989 Schreiber
 4,938,760 A 7/1990 Burton et al.
 4,969,892 A 11/1990 Burton et al.
 4,979,956 A 12/1990 Silvestrini
 5,013,292 A 5/1991 Lemay
 5,013,316 A 5/1991 Goble et al.
 5,019,032 A 5/1991 Robertson



(56)

References Cited

U.S. PATENT DOCUMENTS

| | | | | | | | |
|-----------|----|---------|---------------------|-----------|----|---------|-------------------|
| 5,203,864 | A | 4/1993 | Phillips | 6,264,676 | B1 | 7/2001 | Gellman et al. |
| 5,209,756 | A | 5/1993 | Seedhom et al. | 6,273,852 | B1 | 8/2001 | Lehe et al. |
| 5,256,133 | A | 10/1993 | Spitz | 6,306,079 | B1 | 10/2001 | Trabucco |
| 5,268,001 | A | 12/1993 | Nicholson et al. | 6,319,272 | B1 | 11/2001 | Brenneman |
| 5,269,783 | A | 12/1993 | Sander | 6,322,492 | B1 | 11/2001 | Kovac |
| 5,328,077 | A | 7/1994 | Lou | 6,328,686 | B1 | 12/2001 | Kovac |
| 5,337,736 | A | 8/1994 | Reddy | 6,334,446 | B1 | 1/2002 | Beyar |
| 5,354,292 | A | 10/1994 | Braeuer et al. | 6,382,214 | B1 | 5/2002 | Raz et al. |
| 5,362,294 | A | 11/1994 | Seitzinger | 6,387,041 | B1 | 5/2002 | Harari et al. |
| 5,370,662 | A | 12/1994 | Stone et al. | 6,406,423 | B1 | 6/2002 | Scetbon |
| 5,376,097 | A | 12/1994 | Phillips | 6,406,480 | B1 | 6/2002 | Beyar et al. |
| 5,383,904 | A | 1/1995 | Totakura et al. | 6,423,072 | B1 | 7/2002 | Zappala |
| 5,520,700 | A | 5/1996 | Beyar et al. | 6,423,080 | B1 | 7/2002 | Gellman et al. |
| 5,527,342 | A | 6/1996 | Pietrzak et al. | 6,432,074 | B1 | 8/2002 | Ager et al. |
| 5,544,664 | A | 8/1996 | Benderev et al. | 6,440,154 | B2 | 8/2002 | Gellman et al. |
| 5,562,689 | A | 10/1996 | Green et al. | 6,451,024 | B1 | 9/2002 | Thompson et al. |
| 5,571,139 | A | 11/1996 | Jenkins, Jr. | 6,454,778 | B2 | 9/2002 | Kortenbach |
| 5,582,188 | A | 12/1996 | Benderev et al. | 6,475,139 | B1 | 11/2002 | Miller |
| 5,584,860 | A | 12/1996 | Goble et al. | 6,478,727 | B2 | 11/2002 | Scetbon |
| 5,591,163 | A | 1/1997 | Thompson | 6,491,703 | B1 | 12/2002 | Ulmsten |
| 5,591,206 | A | 1/1997 | Moufarrege | 6,506,190 | B1 | 1/2003 | Walshe |
| 5,628,756 | A | 5/1997 | Barker, Jr. et al. | 6,544,273 | B1 | 4/2003 | Harari et al. |
| 5,643,320 | A | 7/1997 | Lower et al. | 6,575,897 | B1 | 6/2003 | Ory |
| 5,647,836 | A | 7/1997 | Blake et al. | 6,582,443 | B2 | 6/2003 | Cabak et al. |
| 5,669,935 | A | 9/1997 | Rosenman et al. | 6,592,610 | B2 | 7/2003 | Beyar |
| 5,674,247 | A | 10/1997 | Sohn | 6,599,235 | B2 | 7/2003 | Kovac |
| 5,690,655 | A | 11/1997 | Hart et al. | 6,612,977 | B2 | 9/2003 | Staskin |
| 5,697,931 | A | 12/1997 | Thompson | 6,635,058 | B2 | 10/2003 | Beyar et al. |
| 5,709,708 | A | 1/1998 | Thal | 6,641,524 | B2 | 11/2003 | Kovac |
| 5,725,529 | A | 3/1998 | Nicholson et al. | 6,641,525 | B2 | 11/2003 | Rocheleau |
| 5,725,541 | A | 3/1998 | Anspach, III et al. | 6,648,921 | B2 | 11/2003 | Anderson |
| 5,732,475 | A | 3/1998 | Sacks et al. | 6,652,450 | B2 | 11/2003 | Neisz et al. |
| 5,741,282 | A | 4/1998 | Anspach, III et al. | 6,673,010 | B2 | 1/2004 | Skiba et al. |
| 5,782,862 | A | 7/1998 | Bonuttie | 6,682,475 | B2 | 1/2004 | Cox et al. |
| 5,807,403 | A | 9/1998 | Beyar et al. | 6,685,629 | B2 | 2/2004 | Therin |
| 5,836,314 | A | 11/1998 | Benderev et al. | 6,702,827 | B1 | 3/2004 | Lund |
| 5,842,478 | A | 12/1998 | Benderev et al. | 6,730,110 | B1 | 5/2004 | Harari et al. |
| 5,873,891 | A | 2/1999 | Sohn | 6,746,455 | B2 | 6/2004 | Beyar et al. |
| 5,899,909 | A | 5/1999 | Claren et al. | 6,755,781 | B2 | 6/2004 | Gellman |
| 5,904,692 | A | 5/1999 | Steckel et al. | 6,881,184 | B2 | 4/2005 | Zappala |
| 5,922,026 | A | 7/1999 | Chin | 6,908,425 | B2 | 6/2005 | Luscombe |
| 5,925,047 | A | 7/1999 | Errico et al. | 6,908,473 | B2 | 6/2005 | Skiba et al. |
| 5,934,283 | A | 8/1999 | Willem et al. | 6,911,002 | B2 | 6/2005 | Fierro |
| 5,954,057 | A | 9/1999 | Li | 6,953,428 | B2 | 10/2005 | Gellman et al. |
| 5,972,000 | A | 10/1999 | Beyar et al. | 6,960,160 | B2 | 11/2005 | Browning |
| 5,980,558 | A | 11/1999 | Wiley | 6,974,462 | B2 | 12/2005 | Sater |
| 5,984,927 | A | 11/1999 | Wenstrom, Jr. | 6,981,944 | B2 | 1/2006 | Jamiolkowski |
| 5,988,171 | A | 11/1999 | Sohn et al. | 6,981,983 | B1 | 1/2006 | Rosenblatt et al. |
| 5,997,554 | A | 12/1999 | Thompson | 6,991,597 | B2 | 1/2006 | Gellman et al. |
| 6,007,539 | A | 12/1999 | Kirsch et al. | 7,025,063 | B2 | 4/2006 | Snitkin |
| 6,010,447 | A | 1/2000 | Kardjian | 7,025,772 | B2 | 4/2006 | Gellman et al. |
| 6,019,768 | A | 2/2000 | Wenstrom et al. | 7,048,682 | B2 | 5/2006 | Neisz et al. |
| 6,027,523 | A | 2/2000 | Schmieding | 7,056,333 | B2 | 6/2006 | Walshe |
| 6,036,701 | A | 3/2000 | Rosenman | 7,070,558 | B2 | 7/2006 | Gellman et al. |
| 6,039,686 | A | 3/2000 | Kovac | 7,083,568 | B2 | 8/2006 | Neisz et al. |
| 6,042,534 | A | 3/2000 | Gellman et al. | 7,087,065 | B2 | 8/2006 | Ulmsten et al. |
| 6,042,536 | A | 3/2000 | Tihon et al. | 7,112,171 | B2 | 9/2006 | Rocheleau et al. |
| 6,048,351 | A | 4/2000 | Gordon et al. | 7,112,210 | B2 | 9/2006 | Ulmsten et al. |
| 6,053,935 | A | 4/2000 | Brenneman et al. | 7,121,997 | B2 | 10/2006 | Kammerer et al. |
| 6,056,688 | A | 5/2000 | Benderev et al. | 7,198,597 | B2 | 4/2007 | Siegel et al. |
| 6,068,591 | A | 5/2000 | Bruckner et al. | 7,226,408 | B2 | 6/2007 | Harai et al. |
| 6,077,216 | A | 6/2000 | Benderev et al. | 7,229,404 | B2 | 6/2007 | Bouffier |
| 6,099,551 | A | 8/2000 | Gabbay | 7,229,453 | B2 | 6/2007 | Anderson |
| 6,099,552 | A | 8/2000 | Adams | 7,235,043 | B2 | 6/2007 | Gellman et al. |
| 6,106,545 | A | 8/2000 | Egan | 7,261,723 | B2 | 8/2007 | Smith et al. |
| 6,110,101 | A | 8/2000 | Tihon et al. | 7,267,645 | B2 | 9/2007 | Anderson et al. |
| 6,117,067 | A | 9/2000 | Gil-Vernet | 7,285,103 | B2 | 10/2007 | Nathanson |
| 6,127,597 | A | 10/2000 | Beyar et al. | 7,291,104 | B2 | 11/2007 | Neisz et al. |
| 6,142,968 | A | 11/2000 | Pigg et al. | 7,297,102 | B2 | 11/2007 | Smith et al. |
| 6,168,611 | B1 | 1/2001 | Risvi | 7,303,525 | B2 | 12/2007 | Watschke et al. |
| 6,174,279 | B1 | 1/2001 | Girard | 7,326,213 | B2 | 2/2008 | Benderev et al. |
| 6,200,330 | B1 | 3/2001 | Benderev et al. | 7,347,812 | B2 | 3/2008 | Mellier |
| 6,221,005 | B1 | 4/2001 | Bruckner et al. | 7,351,196 | B2 | 4/2008 | Goldmann et al. |
| 6,241,736 | B1 | 6/2001 | Sater et al. | 7,351,197 | B2 | 4/2008 | Montpetit et al. |
| 6,245,082 | B1 | 6/2001 | Gellman et al. | 7,364,541 | B2 | 4/2008 | Chu et al. |
| | | | | 7,387,634 | B2 | 6/2008 | Benderev |
| | | | | 7,402,133 | B2 | 7/2008 | Chu et al. |
| | | | | 7,407,480 | B2 | 8/2008 | Staskin |
| | | | | 7,410,460 | B2 | 8/2008 | Benderev |

(56)

References Cited

U.S. PATENT DOCUMENTS

7,413,540 B2 8/2008 Gellman et al.
 7,422,557 B2 9/2008 Arnal
 7,431,690 B2 10/2008 Merade et al.
 7,494,495 B2 2/2009 Delorme et al.
 7,513,865 B2 4/2009 Bourne et al.
 7,527,588 B2 5/2009 Zaddem et al.
 7,547,316 B2 6/2009 Kammerer et al.
 7,588,598 B2 9/2009 Delorme et al.
 7,601,118 B2 10/2009 Smith et al.
 7,621,865 B2 11/2009 Gellman et al.
 7,637,860 B2 12/2009 MacLean
 7,686,759 B2 3/2010 Sater
 7,691,050 B2 4/2010 Gellman et al.
 7,691,052 B2 4/2010 Gellman et al.
 7,722,528 B2 5/2010 Arnal et al.
 7,740,576 B2 6/2010 Hodroff
 7,753,839 B2 7/2010 Siegel et al.
 7,762,942 B2 7/2010 Neisz et al.
 7,762,969 B2 7/2010 Gellman et al.
 7,766,926 B2 8/2010 Bosley et al.
 7,789,821 B2 9/2010 Browning
 7,794,385 B2 9/2010 Rosenblatt
 7,828,715 B2 11/2010 Haverfield
 D637,942 S * 5/2011 Lee et al. D11/218
 8,506,508 B2 * 8/2013 Avitable et al. 601/152
 2001/0000533 A1 4/2001 Kovac
 2001/0023356 A1 9/2001 Raz
 2001/0027321 A1 10/2001 Gellman et al.
 2001/0041895 A1 11/2001 Beyer et al.
 2002/0007222 A1 1/2002 Desai
 2002/0022841 A1 2/2002 Kovac
 2002/0028980 A1 3/2002 Thierfelder et al.
 2002/0035369 A1 3/2002 Beyar et al.
 2002/0050277 A1 5/2002 Beyar
 2002/0055748 A1 5/2002 Gellman et al.
 2002/0058959 A1 5/2002 Gellman et al.
 2002/0082619 A1 6/2002 Cabak et al.
 2002/0091373 A1 7/2002 Berger
 2002/0095064 A1 7/2002 Beyar
 2002/0095163 A1 7/2002 Beyar
 2002/0095181 A1 7/2002 Beyar
 2002/0099260 A1 7/2002 Suslian et al.
 2002/0128681 A1 9/2002 Broome et al.
 2002/0138025 A1 9/2002 Gellman et al.
 2002/0147382 A1 10/2002 Neisz et al.
 2002/0151909 A1 10/2002 Gellman et al.
 2002/0156487 A1 10/2002 Gellman et al.
 2002/0156488 A1 10/2002 Gellman et al.
 2002/0161382 A1 10/2002 Neisz
 2002/0188169 A1 12/2002 Kammerer et al.
 2003/0004395 A1 1/2003 Therin
 2003/0009181 A1 1/2003 Gellman et al.
 2003/0023136 A1 1/2003 Raz
 2003/0023137 A1 1/2003 Gellman et al.
 2003/0023138 A1 1/2003 Luscombe
 2003/0036676 A1 2/2003 Scetbon
 2003/0045774 A1 3/2003 Staskin et al.
 2003/0050530 A1 3/2003 Neisz et al.
 2003/0065402 A1 4/2003 Anderson et al.
 2003/0176875 A1 9/2003 Anderson
 2004/0015057 A1 1/2004 Rocheleau et al.
 2004/0039453 A1 2/2004 Anderson et al.
 2004/0073235 A1 4/2004 Lund
 2004/0193215 A1 9/2004 Harari et al.
 2004/0225181 A1 11/2004 Chu et al.
 2004/0267088 A1 12/2004 Kammerer
 2005/0004576 A1 1/2005 Benderev
 2005/0038451 A1 2/2005 Rao et al.
 2005/0131391 A1 6/2005 Chu et al.
 2005/0131393 A1 6/2005 Chu et al.
 2005/0199249 A1 9/2005 Karram
 2005/0245787 A1 11/2005 Cox et al.
 2005/0256530 A1 11/2005 Petros
 2005/0277806 A1 12/2005 Cristalli
 2005/0278037 A1 12/2005 Delorme et al.

2005/0283189 A1 12/2005 Rosenblatt et al.
 2006/0053903 A1 3/2006 Berenyi et al.
 2006/0058578 A1 3/2006 Browning
 2006/0089524 A1 4/2006 Chu
 2006/0089525 A1 4/2006 Mamo et al.
 2006/0122457 A1 6/2006 Kovac
 2006/0173237 A1 8/2006 Jacquetin
 2006/0195007 A1 8/2006 Anderson
 2006/0195011 A1 8/2006 Arnal
 2006/0229493 A1 10/2006 Weiser et al.
 2006/0229596 A1 10/2006 Weiser et al.
 2006/0252980 A1 11/2006 Arnal et al.
 2006/0260618 A1 11/2006 Hodroff et al.
 2006/0287571 A1 12/2006 Gozzi
 2007/0015953 A1 1/2007 MacLean
 2007/0078295 A1 4/2007 Iandgrebe
 2007/0173864 A1 7/2007 Chu
 2008/0039678 A1 2/2008 Montpetit et al.
 2008/0072404 A1 3/2008 Wetter
 2008/0251002 A1 10/2008 Burleigh
 2009/0005634 A1 1/2009 Rane
 2009/0012353 A1 1/2009 Beyer
 2009/0221867 A1 9/2009 Ogdahl et al.
 2009/0221868 A1 9/2009 Evans
 2009/0240102 A1 9/2009 Rane et al.
 2009/0259092 A1 10/2009 Ogdahl et al.
 2010/0010631 A1 1/2010 Otte et al.
 2010/0016771 A1 * 1/2010 Arbesman et al. 602/5
 2010/0094079 A1 4/2010 Inman
 2010/0152528 A1 6/2010 Chapman et al.
 2010/0168505 A1 7/2010 Inman et al.
 2010/0174134 A1 7/2010 Anderson et al.
 2010/0261950 A1 10/2010 Lund et al.
 2010/0261952 A1 10/2010 Montpetit et al.
 2012/0221044 A1 * 8/2012 Archibald et al. 606/214
 2013/0060078 A1 * 3/2013 Intoccia et al. 600/30

FOREIGN PATENT DOCUMENTS

DE 19544162 4/1997
 DE 20016866 3/2007
 EP 0248544 A1 12/1987
 EP 0470308 A1 2/1992
 EP 0650703 A1 6/1994
 EP 0643945 A2 7/1994
 EP 0632999 A1 1/1995
 EP 1342450 B1 9/2003
 FR 2787990 A1 7/2000
 FR 2852817 10/2004
 IT 1299162 4/1998
 WO WO9310715 A1 6/1993
 WO WO9319678 A2 10/1993
 WO WO9511631 A1 5/1995
 WO WO9525469 A1 9/1995
 WO WO9716121 A1 5/1997
 WO WO9730638 A1 8/1997
 WO WO9747244 A1 12/1997
 WO WO9819606 A1 5/1998
 WO WO9835606 A1 8/1998
 WO WO9835616 A1 8/1998
 WO WO9835632 A1 8/1998
 WO WO9842261 A1 10/1998
 WO WO9853746 A1 12/1998
 WO WO9916381 A1 4/1999
 WO WO9937216 A1 7/1999
 WO WO9937217 A1 7/1999
 WO WO9952450 A1 10/1999
 WO WO9953844 A1 10/1999
 WO WO9958074 A2 11/1999
 WO WO9959477 A1 11/1999
 WO WO0084370 A1 2/2000
 WO WO0013601 A1 3/2000
 WO WO0027304 A1 3/2000
 WO WO0018319 A1 4/2000
 WO WO0030556 A1 6/2000
 WO WO0040158 A2 7/2000
 WO WO0057796 A1 10/2000
 WO WO0057812 A1 10/2000
 WO WO0066030 A1 11/2000

(56)

References Cited

FOREIGN PATENT DOCUMENTS

| | | | |
|----|--------------|----|---------|
| WO | WO0074594 | A1 | 12/2000 |
| WO | WO0074613 | A1 | 12/2000 |
| WO | WO0074633 | A2 | 12/2000 |
| WO | WO0139670 | A1 | 6/2001 |
| WO | WO0145588 | A1 | 6/2001 |
| WO | WO0145589 | A1 | 6/2001 |
| WO | WO0228312 | A1 | 4/2002 |
| WO | WO0228315 | A2 | 4/2002 |
| WO | WO0230293 | A1 | 4/2002 |
| WO | WO0238079 | A2 | 5/2002 |
| WO | WO0239890 | A2 | 5/2002 |
| WO | WO02058563 | A1 | 8/2002 |
| WO | WO02062237 | A1 | 8/2002 |
| WO | WO02069781 | | 9/2002 |
| WO | WO02071953 | A2 | 9/2002 |
| WO | WO02078552 | A1 | 10/2002 |
| WO | WO03013392 | A2 | 2/2003 |
| WO | WO0303778 | A1 | 4/2003 |
| WO | WO03034939 | A1 | 5/2003 |
| WO | WO03036107 | A1 | 8/2003 |
| WO | WO03073960 | A1 | 9/2003 |
| WO | WO03075792 | A1 | 9/2003 |
| WO | WO03086205 | A2 | 10/2003 |
| WO | WO03092546 | A2 | 11/2003 |
| WO | WO03096928 | A1 | 11/2003 |
| WO | WO03096929 | A1 | 11/2003 |
| WO | WO2004012626 | A1 | 2/2004 |
| WO | WO2004016196 | A2 | 2/2004 |
| WO | WO2004017862 | A2 | 3/2004 |
| WO | WO2004045457 | A1 | 6/2004 |
| WO | WO2005004727 | A1 | 1/2005 |
| WO | WO2005037132 | A2 | 4/2005 |
| WO | WO2005046511 | A2 | 5/2005 |
| WO | WO2005048850 | A2 | 6/2005 |
| WO | WO2005079790 | A1 | 9/2005 |
| WO | WO2005094741 | A1 | 10/2005 |
| WO | WO2005112842 | A1 | 12/2005 |
| WO | WO2005122954 | A1 | 12/2005 |
| WO | WO2006007190 | A1 | 1/2006 |
| WO | WO2006015031 | A2 | 2/2006 |
| WO | WO2006031879 | A1 | 3/2006 |
| WO | WO2006069078 | | 6/2006 |
| WO | WO2006108145 | A1 | 10/2006 |
| WO | WO2007002012 | A1 | 1/2007 |
| WO | WO2007002071 | A1 | 1/2007 |
| WO | WO2007011341 | A1 | 1/2007 |
| WO | WO2007014241 | A1 | 2/2007 |
| WO | WO2007016083 | A1 | 2/2007 |
| WO | WO2007016698 | A1 | 2/2007 |
| WO | WO2007027592 | a2 | 3/2007 |
| WO | WO2007059199 | A2 | 5/2007 |
| WO | WO2007081955 | A1 | 7/2007 |
| WO | WO2007097994 | | 8/2007 |
| WO | WO2007137226 | A2 | 11/2007 |
| WO | WO2007146784 | A2 | 12/2007 |
| WO | WO2007149348 | A2 | 12/2007 |
| WO | WO2007149555 | A2 | 12/2007 |
| WO | WO2008057261 | A2 | 5/2008 |
| WO | WO2008124056 | A1 | 10/2008 |
| WO | WO2009005714 | A2 | 1/2009 |
| WO | WO2009017680 | A2 | 2/2009 |

OTHER PUBLICATIONS

“Introducing; AlloSling Fascia The Natural Choice for Suburethral Sling Procedures”, Advertisement from UroMed Corporation (1 page).

Advantage A/T™, Surgical Mesh Sling Kit, Boston Scientific, 6 pages (2002).

Albert H. Aldridge, B.S., M.D., F.A.C.S., Transplantation of Fascia for Relief of Urinary Stress Incontinence, American Journal of Obstetrics and Gynecology, V. 44, pp. 398-411, (1948).

AlloSource product literature (11 pages).

Amundsen, Cindy L. et al., Anatomical Correction of Vaginal Vault Prolapse by Uterosacral Ligament Fixation in Women Who Also Require a Pubovaginal Sling, The Journal of Urology, vol. 169, pp. 1770-1774, (May 2003).

Benderev, Theodore V., MD, A Modified Percutaneous Outpatient Bladder Neck Suspension System, Journal of Urology, vol. 152, pp. 2316-2320 (Dec. 1994).

Benderev, Theodore V., MD, Anchor Fixation and Other Modifications of Endoscopic Bladder Neck Suspension, Urology, vol. 40, No. 5, pp. 409-418 (Nov. 1992).

Blaivas, Jerry et al., Pubovaginal Fascial Sling for the Treatment of Complicated Stress Urinary Incontinence, The Journal of Urology, vol. 145, pp. 1214-1218 (Jun. 1991).

Blaivas, Jerry et al., Type III Stress Urinary Incontinence: Importance of Proper Diagnosis and Treatment, Surgical Forum, pp. 473-475, (1984).

Blavis, Jerry, Commentary: Pubovaginal Sling Procedure, Experience with Pubovaginal Slings, pp. 93-101 (1990).

Bryans, Fred E., Marlex Gauze Hammock Sling Operation With Cooper's Ligament Attachment in the Management of Recurrent Urinary Stress Incontinence, American Journal of Obstetrics and Gynecology, vol. 133, pp. 292-294 (Feb. 1979).

Capio™ CL—Transvaginal Suture Capturing Device—Transvaginal Suture Fixation to Cooper's Ligament for Sling Procedures, Boston Scientific, Microvasive®, 8 pages, (2002).

Choe, Jong M. et al., Gore-Tex Patch Sling: 7 Years Later, Urology, vol. 54, pp. 641-646 (1999).

Dargent, D. et al., Insertion of a Suburethral Sling through the Obturator Membrane in the Treatment of Female Urinary Incontinence, Gynecol Obstet Fertil, vol. 30, pp. 576-582 (2002).

Decter, Ross M., Use of the Fascial Sling for Neurogenic Incontinence: Lessons Learned, The Journal of Urology, vol. 150, pp. 683-686 (Aug. 1993).

Delorme, Emmanuel, Trans-Obturator Sling: A Minimal Invasive Procedure to Treat Female Stress Urinary Incontinence, Progress en Urologie, vol. 11, pp. 1306-1313 (2001) English Abstract attached.

Falconer, C., et al., Influence of Different Sling Materials of Connective Tissue Metabolism in Stress Urinary Incontinent Women, International Urogynecology Journal, Supp. 2, pp. S19-S23 (2001).

Gynecare TVT Tension-Free Support for Incontinence, The tension-free solution to female Incontinence, Gynecare Worldwide, 6 pages, (2002).

Handa, Victoria L. et al, Banked Human Fascia Lata for the Suburethral Sling Procedure: A Preliminary Report, Obstetrics & Gynecology, vol. 88 No. 6, 5 pages (Dec. 1996).

Horbach, Nicollette S., et al., Instruments and Methods, A Suburethral Sling Procedure with Polytetrafluoroethylene for the Treatment of Genuine Stress Incontinence in Patients with Low Urethral Closure Pressure, Obstetrics & Gynecology, vol. 71, No. 4, p. Intramesh L.I.F.T. Siliconized polyester, Cousin Biotech, 1 page (no date).

Intramesh® L.I.F.T.® Polypropylene Less Invasive Free Tape, Cousin Biotech, 2 pages (no date).

Kersey, J., The Gauze Hammock Sling Operation in the Treatment of Stress Incontinence, British Journal of Obstetrics and Gynaecology, vol. 90, pp. 945-949 (Oct. 1983).

Klutke, John M.D. et al, The promise of tension-free vaginal tape for female SUI, Contemporary Urology, 7 pages (Oct. 2000).

Korda, A. et al., Experience With Silastic Slings for Female Urinary Incontinence, Aust NZ J. Obstet Gynaecol, vol. 29, pp. 150-154 (May 1989).

Kovac, S. Robert, et al, Pubic Bone Suburethral Stabilization Sling: A Long Term Cure for SUI?, Contemporary OB/GYN, 10 pages (Feb. 1998).

Mitek Brochure, Therapy of Urinary Stress Incontinence in Women Using Mitek Gill Anchors, BY Valenzio C. Mascio, MD.

Morgan, J. E., A Sling Operation, Using Marlex Polypropylene Mesh, for the Treatment of Recurrent Stress Incontinence, Am. J. Obst. & Gynecol, pp. 389-377 (Feb. 1970).

Nichols, David H., The Mersilene Mesh Gauze-Hammock for Severe Urinary Stress Incontinence, Obstetrics and Gynecology, vol. 41, pp. 68-93 (Jan. 1973).

(56)

References Cited

OTHER PUBLICATIONS

- Niknejad, Kathleen et al., Autologous and Synthetical Urethral Slings for Female Incontinence, *Urol Clin N Am*, vol. 29, pp. 597-611 (2002).
- Norris, Jeffrey P. et al., Use of Synthetic Material in Sling Surgery: A Minimally Invasive Approach, *Journal of Endourology*, vol. 10, pp. 227-230 (Jun. 1996).
- O'Donnell, Pat, Combined Raz Urethral Suspension and McGuire Pubovaginal Sling for Treatment of Complicated Stress Urinary Incontinence, *Journal Arkansas Medical Society*, vol. 88, pp. 389-392 (Jan. 1992).
- Ostergard, Donald R. et al., Urogynecology and Urodynamics Theory and Practice, pp. 569-579 (1998).
- Pelosi, Marco Antonio III et al., Pubic Bone Suburethral Stabilization Sling: Laparoscopic Assessment of a Transvaginal Operation for the Treatment of Stress Urinary Incontinence, *Journal of Laparoendoscopic & Advaned Surgical Techniques*, vol. 9, No. 1, pp. 45-50 (1999).
- Readjustable REMEEX® system, Neomedic International, 8 pages (no date).
- Ridley, John H., Appraisal of the Goebell-Frangenheim-Stoeckel Sling Procedure, *American Journal Obst & Gynec.*, vol. 95, No. 5, pp. 741-721 (Jul. 1, 1986).
- SABRE™ Bioabsorbable Sling, Generation Now, Mentor, 4 pages (May 2002).
- SABRE™ Surgical Procedure, Mentor, 6 pages (Aug. 2002).
- Sloan W. R. et al., Stress Incontinence of Urine: A Retrospective Study of the Complications and Late Results of Simple Suprapubic Suburethral Fascial Slings, *The Journal of Urology*, vol. 110, pp. 533-536 (Nov. 1973).
- Spencer, Julia R. et al., A Comparison of Endoscopic Suspension of the Vesical Neck With Suprapubic Vesicourethropexy for Treatment of Stress Urinary Incontinence, *The Journal of Urology*, vol. 137, pp. 411-415 (Mar. 1987).
- Stamey, Thomas A., M.D., Endoscopic Suspension of the Vesical Neck for Urinary Incontinence in Females, *Ann. Surgery*, vol. 192 No. 4, pp. 465-471 (Oct. 1980).
- Stanton, Stuart L., Suprapubic Approaches for Stress Incontinence in Women, *Journal of American Geriatrics Society*, vol. 38, No. 3, pp. 348-351 (Mar. 1990).
- Stanton, Stuart, Springer-Veglag, *Surgery of Female Incontinence*, pp. 105-113 (1986).
- Studdiford, William E., Transplantation of Abdominal Fascia for the Relief of Urinary Stress Incontinence, *American Journal of Obstetrics and Gynecology*, pp. 764-775 (1944).
- Suport™, Sub-Urethral Perineal Retro-Pubic Tensionless Sling, Matrix Medical (Pty) Ltd, (no date), 1 pg.
- T-Sling® (Totally Tension-free) Urinary Incontinence Procedure, Herniamesh, 2 pages (no date).
- TVT Tension-free Vaginal Tape, Gynecare, Ethicon, Inc., 6 pages (1999).
- Ulmsten, U. et al., An Ambulatory Surgical Procedure Under Local Anesthesia for Treatment of Female Urinary Incontinence, *International Urogynecology Journal*, vol. 7, pp. 81-86 (May 1996).
- Ulmsten, Ulf et al., A Three Year Follow Up of Tension Free Vaginal Tape for Surgical Treatment of Female Stress Urinary Incontinence, *British Journal of Obstetrics and Gynaecology*, vol. 106, pp. 345-350 (1999).
- Ulmsten, Ulf et al., Intravaginal Slingplasty (IVS): An Ambulatory Surgical Procedure for Treatment of Female Urinary Incontinence, *Scand J Urol Nephrol*, vol. 29, pp. 75-82 (1995).
- Vesica® Percutaneous Bladder Neck Stabilization Kit, A New Approach to Bladder Neck Suspension, Microvasive® Boston Scientific Corporation, 4 pages (1995).
- Vesica® Sling Kits, Simplifying Sling Procedures, Microvasive® Boston Scientific Corporation, 4 pages (1998).
- Walters, Mark D., Percutaneous Suburethral Slings: State of the Art, Presented at the conference of the American Urogynecologic Society, Chicago, 29 pages (Oct. 2001).
- Drutz, H.P. et al., Clinical and Urodynamic Re-Evaluation of Combined Abdominovaginal Marlex Sling Operations for Recurrent Stress Urinary Incontinence, *International Urogynecology Journal*, vol. 1, pp. 70-73 (1990).
- Horbach, Nicollette, Suburethral Sling Procedures, *Genuine Stress Incontinence*, Chapter 42, pp. 569-579.
- Precision Twist, Low Profile design for Precise Anchor Placement, Boston Scientific Microvasive, 2001 2 pp.
- Vesica Sling Kit, Microvasive Boston Scientific, 1997, 6pp.
- Precision Tack, The Precise Approach to Transvaginal Sling Procedures, Boston Scientific, 1998, 4pp.

* cited by examiner



Fig. 1

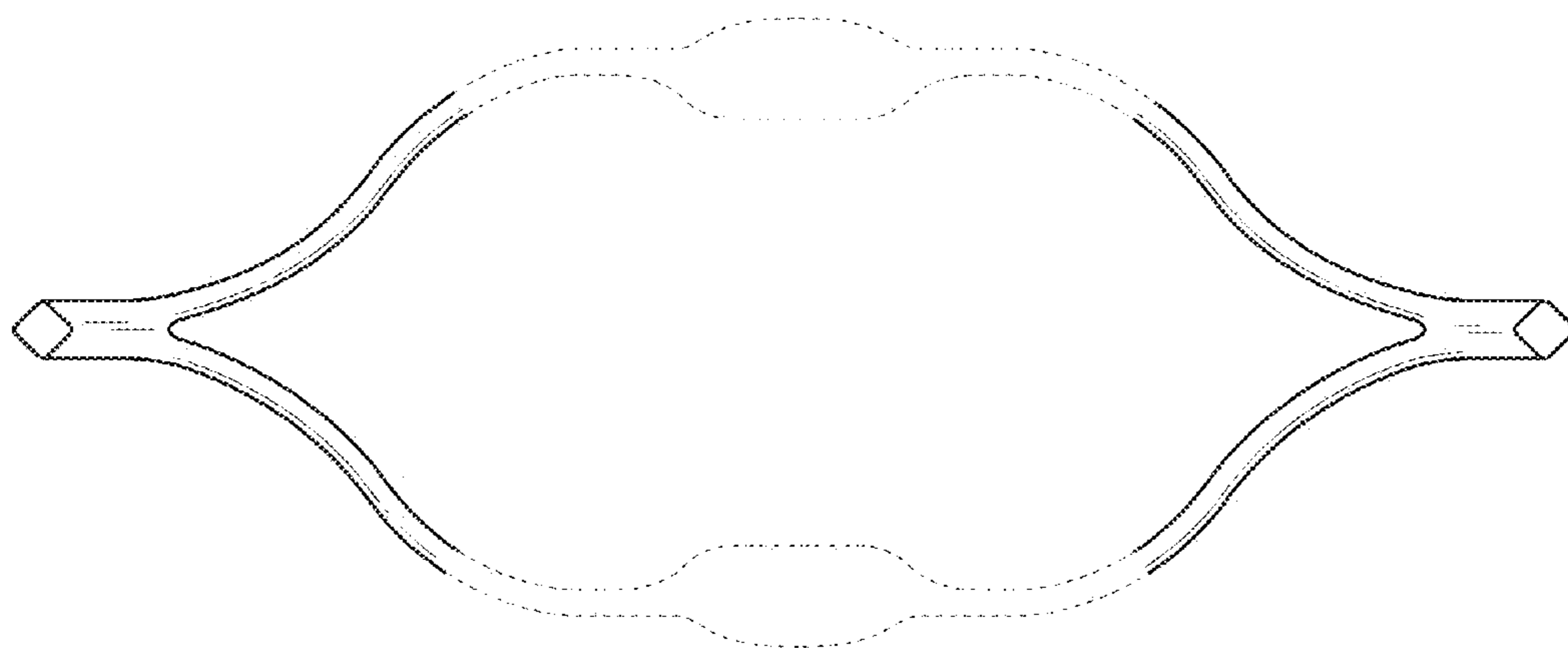


Fig. 2

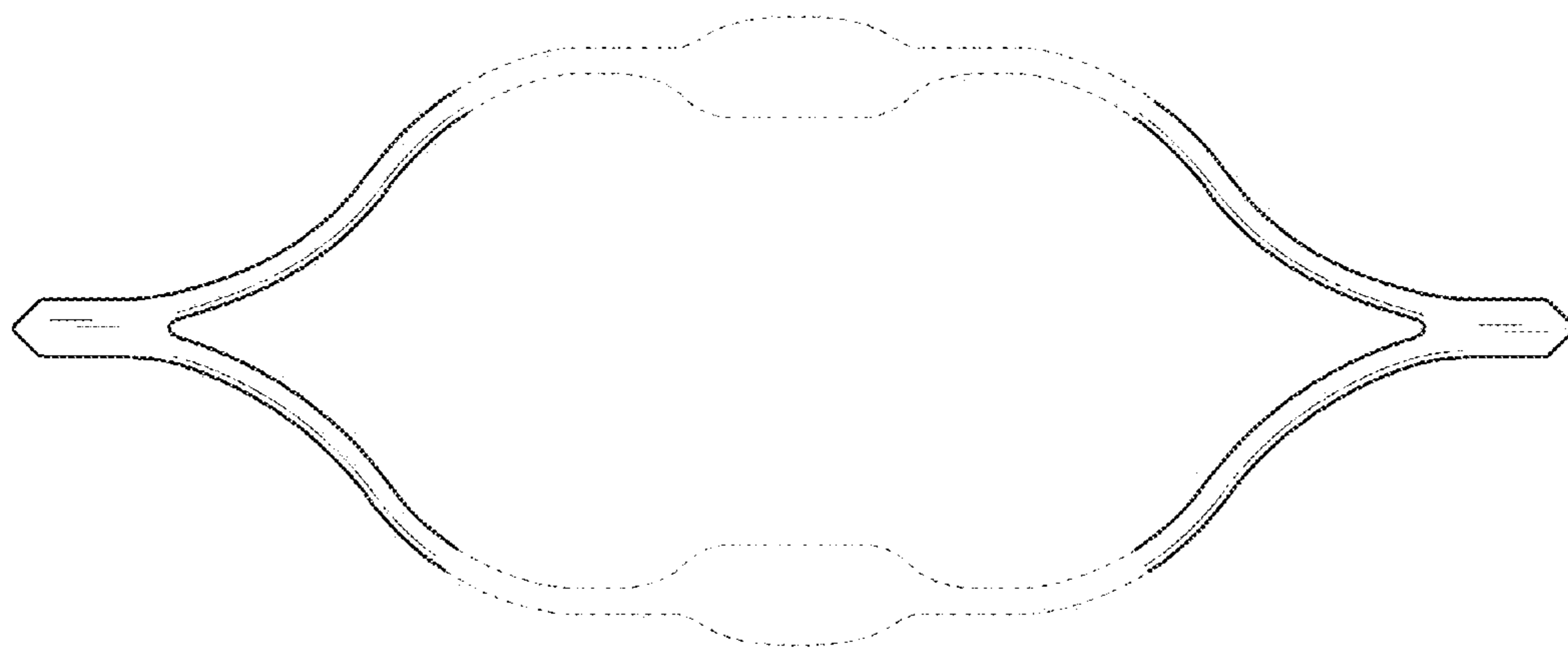


Fig. 3




Fig. 4



Fig. 5