



US00D746444S

(12) **United States Design Patent**
Jones

(10) **Patent No.:** **US D746,444 S**

(45) **Date of Patent:** **** Dec. 29, 2015**

(54) **PEN-SHAPED INJECTION DEVICE**

(71) Applicant: **SANOFI-AVENTIS DEUTSCHLAND GmbH**, Frankfurt am Main (DE)

(72) Inventor: **James Leslie Rhodri Jones**, Wales (GB)

(73) Assignee: **SANOFI-AVENTIS DEUTSCHLAND GMBH**, Frankfurt am Main (DE)

(**) Term: **14 Years**

(21) Appl. No.: **29/483,755**

(22) Filed: **Mar. 3, 2014**

(30) **Foreign Application Priority Data**

Sep. 4, 2013 (EM) 002 302 513

(51) **LOC (10) Cl.** **24-02**

(52) **U.S. Cl.**
USPC **D24/113**

(58) **Field of Classification Search**

USPC D24/112-114, 127-131, 133, 186;
606/181, 185; 604/264, 272, 115, 232,
604/187, 158, 164.08, 192, 263, 163, 181,
604/184, 198, 227; 600/101, 139, 143;
128/200.24, 207.14, 207.15;
D19/115-123, 177, 193
CPC A61M 5/3156; A61M 5/31591; A61M
5/3155; A61M 5/3157; A61M 5/24; A61M
5/31501; A61M 5/31551; A61M 5/31585;
A61M 2005/2407; A61M 2005/2492; A61M
2205/581; A61M 2205/582

See application file for complete search history.

(56) **References Cited**

U.S. PATENT DOCUMENTS

D479,603	S	*	9/2003	Tyce	D24/114
D501,253	S	*	1/2005	Bainton	D24/114
D505,490	S	*	5/2005	Tyce	D24/114
D540,465	S	*	4/2007	Bainton	D24/114
D551,341	S	*	9/2007	Galbraith	D24/114
D651,305	S	*	12/2011	Hawley et al.	D24/113
D652,136	S	*	1/2012	Hawley et al.	D24/113
D687,543	S	*	8/2013	Pala et al.	D24/113
D688,790	S	*	8/2013	Guarraia et al.	D24/113
D688,791	S	*	8/2013	Guarraia et al.	D24/113
D716,442	S	*	10/2014	Magome et al.	D24/113
2010/0152667	A1	*	6/2010	Kietzmann	604/189
2011/0276006	A1	*	11/2011	Matthias et al.	604/189

* cited by examiner

Primary Examiner — David Muller

Assistant Examiner — Nathan Johnston

(74) *Attorney, Agent, or Firm* — Scully Scott Murphy and Presser

(57) **CLAIM**

The ornamental design for a pen-shaped injection device, as shown and described.

DESCRIPTION

The patent or application file contains at least one drawing executed in color. Copies of this patent or patent application publication with color drawing(s) will be provided by the Office upon request and payment of the necessary fee.

FIG. 1 is a perspective view of a pen-shaped injection device showing my new design;

FIG. 2 is a front view of FIG. 1;

FIG. 3 is a rear view of FIG. 1;


FIG. 4 is a side view of FIG. 1;

FIG. 5 is an opposite side view of FIG. 1;

FIG. 6 is a top view of FIG. 1; and,

FIG. 7 is a bottom view of FIG. 1.

1 Claim, 7 Drawing Sheets
(7 of 7 Drawing Sheet(s) Filed in Color)






Fig. 1




Fig. 2




Fig. 3




Fig. 4




Fig. 5




Fig. 6




Fig. 7