



US00D746431S

(12) **United States Design Patent**
Cavasin

(10) **Patent No.:** **US D746,431 S**

(45) **Date of Patent:** **** Dec. 29, 2015**

(54) **FAN GRILL OVERLAY**

(71) Applicant: **Ramona L. Cavasin**, Portsmouth, NH
(US)

(72) Inventor: **Ramona L. Cavasin**, Portsmouth, NH
(US)

(**) Term: **14 Years**

(21) Appl. No.: **29/474,477**

(22) Filed: **Oct. 2, 2014**

(51) **LOC (10) Cl.** **23-04**

(52) **U.S. Cl.**
USPC **D23/412**

(58) **Field of Classification Search**
USPC D23/370-385, 411-414, 59;
392/360-364
CPC F04D 29/34; F04D 29/38; F04D 25/088
See application file for complete search history.

(56) **References Cited**

U.S. PATENT DOCUMENTS

D71,761 S *	12/1926	Nieberding	D23/385
2,885,946 A *	5/1959	Di Loreto	F24F 7/013 417/361
D482,440 S	11/2003	Wilson, Jr.		
D581,518 S *	11/2008	Koury	D23/412
D583,459 S *	12/2008	Koury	D23/411
2008/0089798 A1	4/2008	Litvin		

* cited by examiner

Primary Examiner — Sandra Snapp

(74) *Attorney, Agent, or Firm* — Joseph R. Birkner


(57) **CLAIM**

The ornamental design for a fan grill overlay, as shown and described.

DESCRIPTION

FIG. 1 is a right side front perspective view of a fan grill overlay showing my new design;
 FIG. 2 is a front elevation view thereof;
 FIG. 3 is a top plan view thereof; the bottom being a mirror image of that shown;
 FIG. 4 is a side elevation view thereof; the opposite side being a mirror image of that shown;
 FIG. 5 is a rear elevation view thereof;
 FIG. 6 is an enlarged, partial, cross-sectional view thereof taken along the line 6-6 of FIG. 5;
 FIG. 7 is an enlarged, partial, cross-sectional view thereof taken along the line 7-7 of FIG. 5; and,
 FIG. 8 is a front elevation view showing my new design for a fan grill overlay attached to a grill of a box fan.
 The broken line showing of environmental structure for a grill and for a box fan in FIG. 8 is for illustrative purposes only and forms no part of the claimed design.

1 Claim, 5 Drawing Sheets






FIG. 1




FIG. 2



FIG. 3



FIG. 4

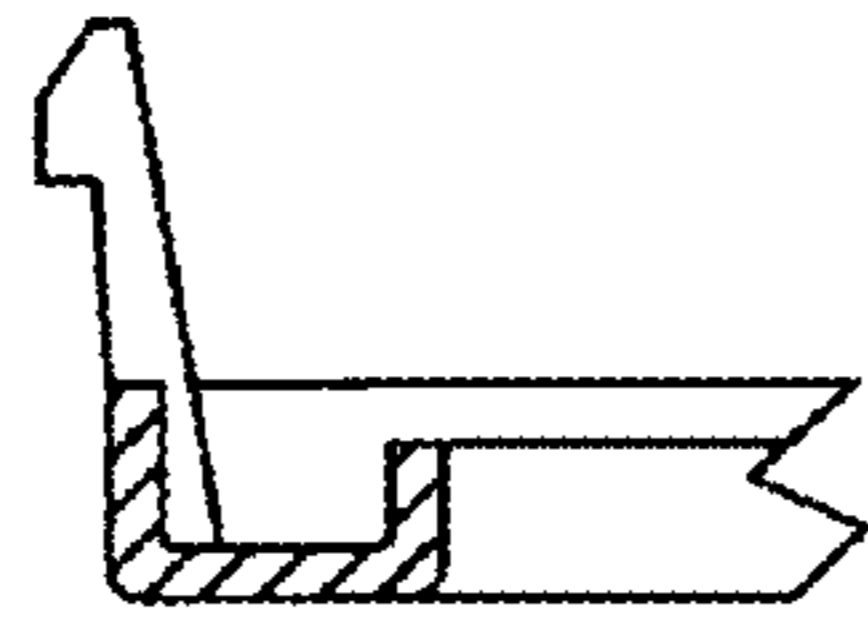


FIG. 7

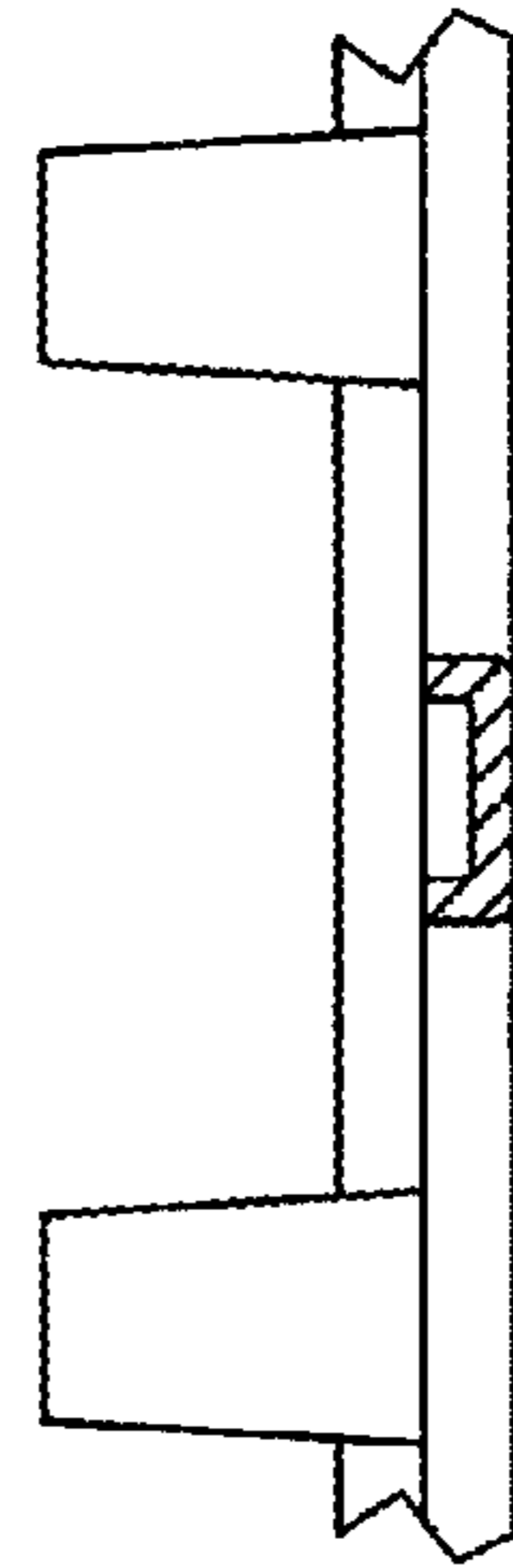


FIG. 6




FIG. 5




FIG. 8