



US00D746430S

(12) **United States Design Patent**
Wang

(10) **Patent No.:** **US D746,430 S**

(45) **Date of Patent:** **** Dec. 29, 2015**

(54) **FAN BLADE BRACKET**

(71) Applicant: **AIR COOL INDUSTRIAL CO., LTD.,**
Taichung (TW)

(72) Inventor: **Cliff Wang,** Taichung (TW)

(73) Assignee: **AIR COOL INDUSTRIAL CO., LTD.,**
Taichung (TW)

(**) Term: **14 Years**

(21) Appl. No.: **29/498,285**

(22) Filed: **Aug. 1, 2014**

(51) **LOC (10) Cl.** **23-04**

(52) **U.S. Cl.**
USPC **D23/411**

(58) **Field of Classification Search**
USPC D23/377, 370-376, 378-394, 411-414,
D23/499; 416/5, 62, 170 R, 214 R, 184, 206,
416/207, 210 R, 220 R, 241 R, 244 R, 248,
416/223 R, 232, 234, 242; 417/423.1;
392/364; D26/59; D8/327, 328, 343,
D8/349, 363, 376, 378, 380
CPC ... F04D 25/088; F04D 29/263; F04D 29/266;
F04D 29/322; F04D 29/34; F04D 29/36;
F04D 29/362; F04D 29/364; F04D 29/366;
F04D 29/368; F04D 29/384; F04D 29/60;
F04D 5/30; F21V 33/0096
See application file for complete search history.

(56) **References Cited**

U.S. PATENT DOCUMENTS

D75,716 S *	7/1928	Boye	D8/376
D76,146 S *	8/1928	Madvig	D8/378
D77,068 S *	12/1928	Dlouhy	D8/376
D80,095 S *	12/1929	Smith	D8/378
D80,267 S *	1/1930	Greene	D8/378
5,458,464 A *	10/1995	Lee	F04D 29/34 416/210 R

D378,312 S *	3/1997	Davis, Jr.	D23/377
D387,156 S *	12/1997	Johnson	D23/377
D389,237 S *	1/1998	Jaspers-Fayer	D23/377
D396,533 S *	7/1998	Tsuji	D23/377
D397,783 S *	9/1998	Gee, II	D23/379
D407,810 S *	4/1999	Jaspers-Fayer	D23/377
D456,891 S *	5/2002	Hsieh	D23/411
D483,472 S *	12/2003	Hsieh	D23/411
D520,630 S *	5/2006	Pickett	D23/411
D524,931 S *	7/2006	Wang	D23/411
D535,386 S *	1/2007	Pickett	D23/411
D540,937 S *	4/2007	Pickett	D23/411
D544,132 S *	6/2007	Curtin	D26/131
D544,596 S *	6/2007	Shurtleff	D23/411
D551,752 S *	9/2007	Ertze	D23/411
D551,754 S *	9/2007	Lee	D23/411
D562,969 S *	2/2008	Pickett	D23/411
D568,461 S *	5/2008	Hidalgo	D23/411
D707,809 S *	6/2014	Pan	D23/411

* cited by examiner

Primary Examiner — Susan Bennett Hattan

Assistant Examiner — Marie Fast Horse

(74) *Attorney, Agent, or Firm* — Ming Chow; Sinorica, LLC

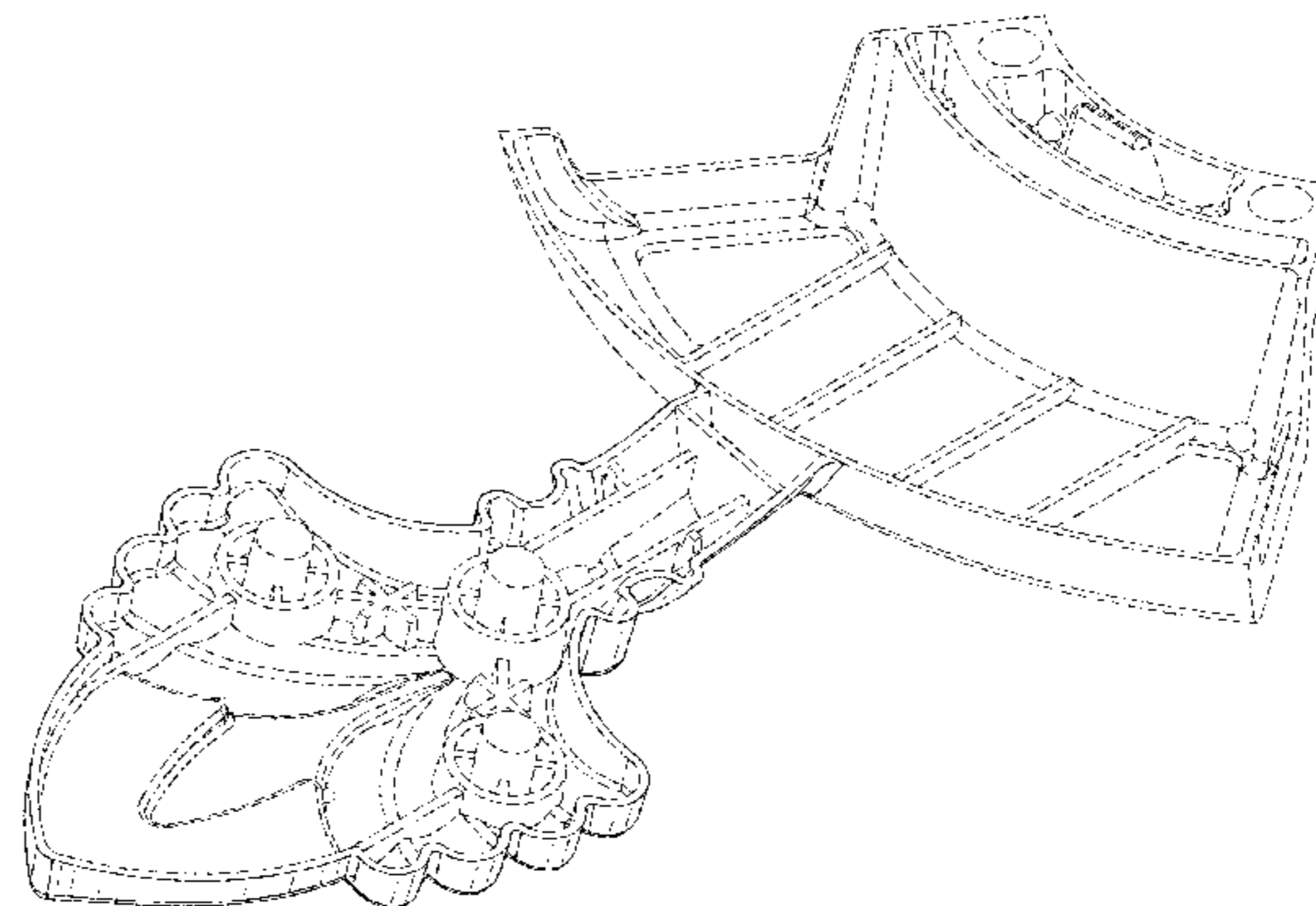
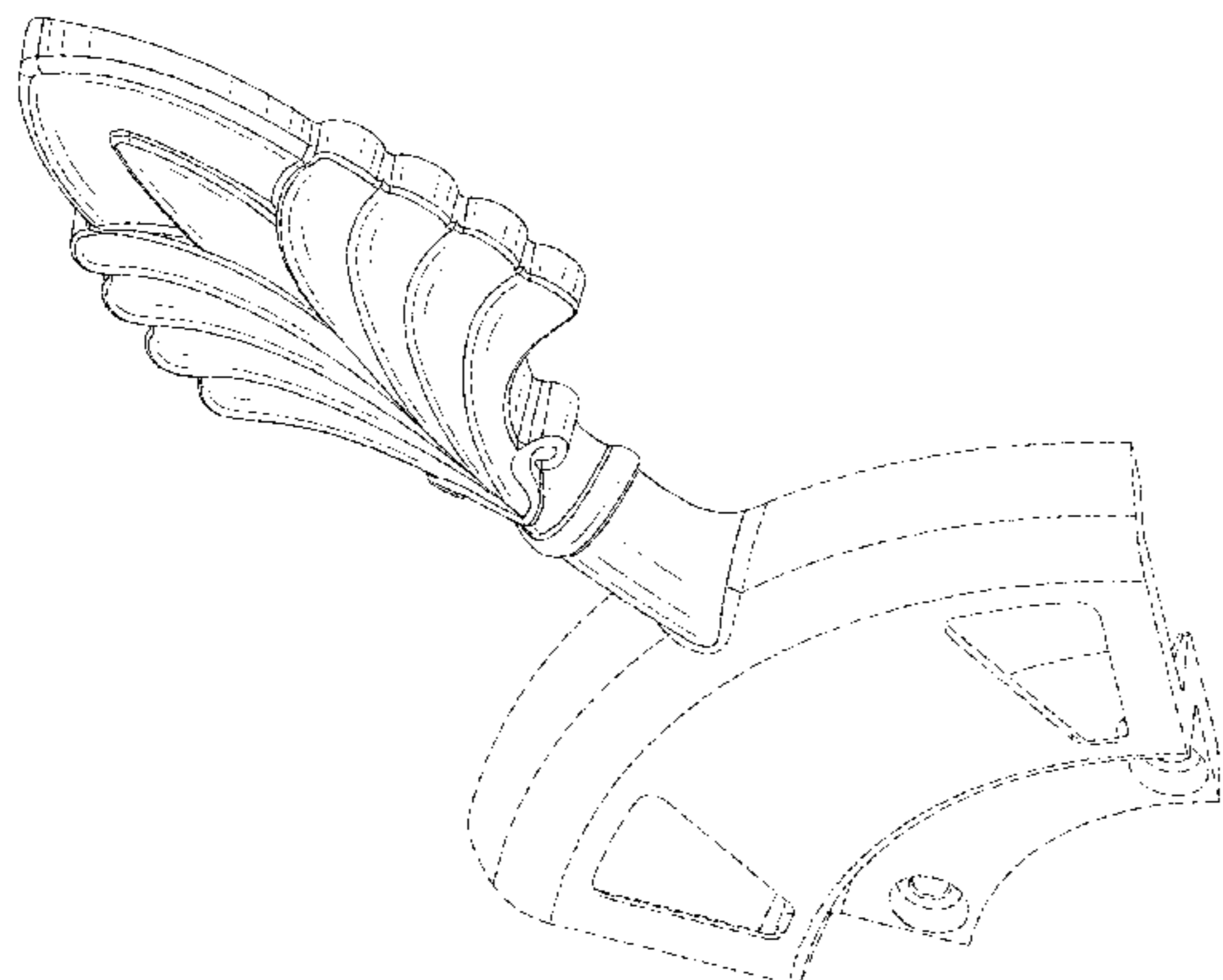
(57) **CLAIM**

I claim the ornamental design for a fan blade bracket, as shown and described.

DESCRIPTION

FIG. 1 is a front perspective view of a fan blade bracket showing my new design;
FIG. 2 is a front elevational view thereof;
FIG. 3 is a rear elevational view thereof;
FIG. 4 is a left side elevational view thereof;
FIG. 5 is a right side elevational view thereof;
FIG. 6 is a top plan view thereof;
FIG. 7 is a bottom plan view thereof; and,
FIG. 8 is another front perspective view.
The broken lines in the drawings depict a part of the fan blade bracket that forms no part of the claimed design.

1 Claim, 6 Drawing Sheets



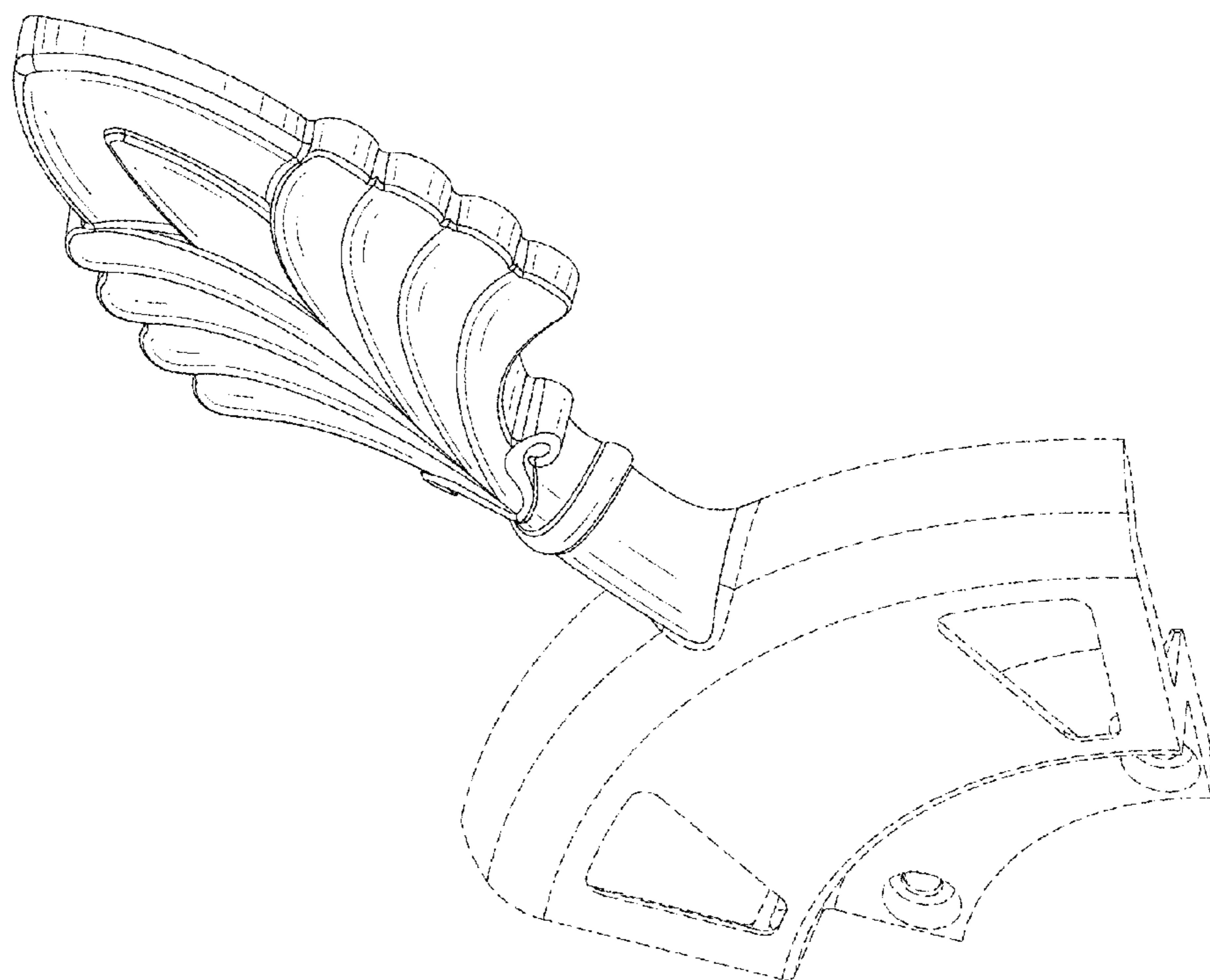


FIG. 1

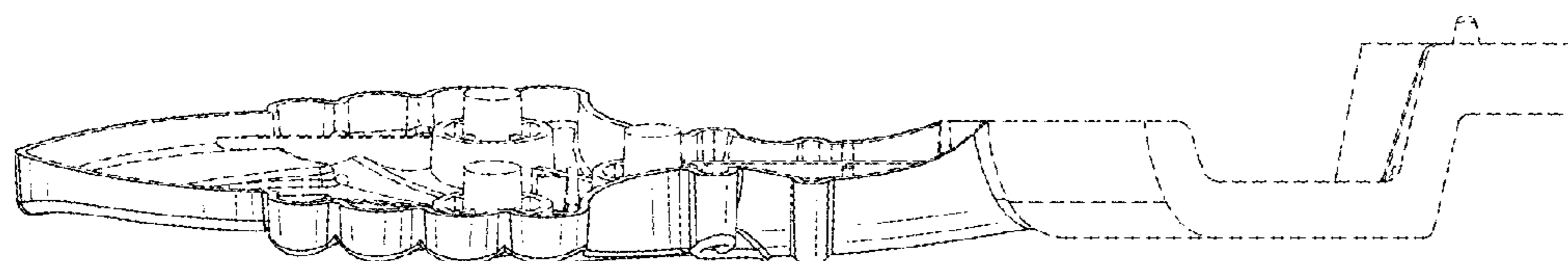


FIG. 2

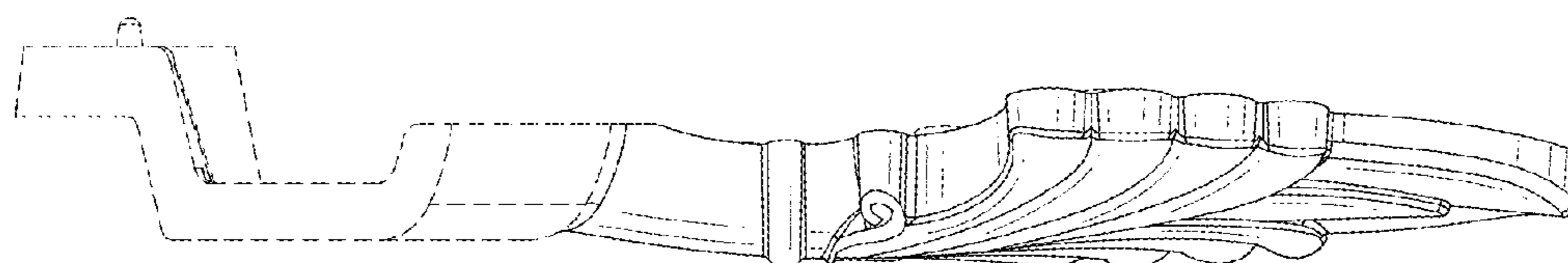


FIG. 3

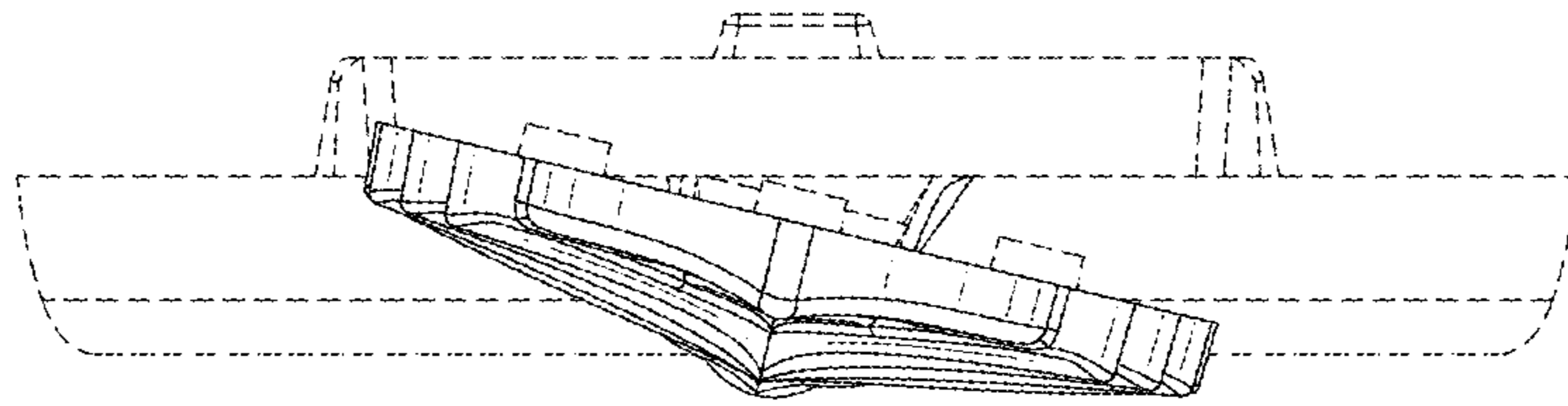


FIG. 4

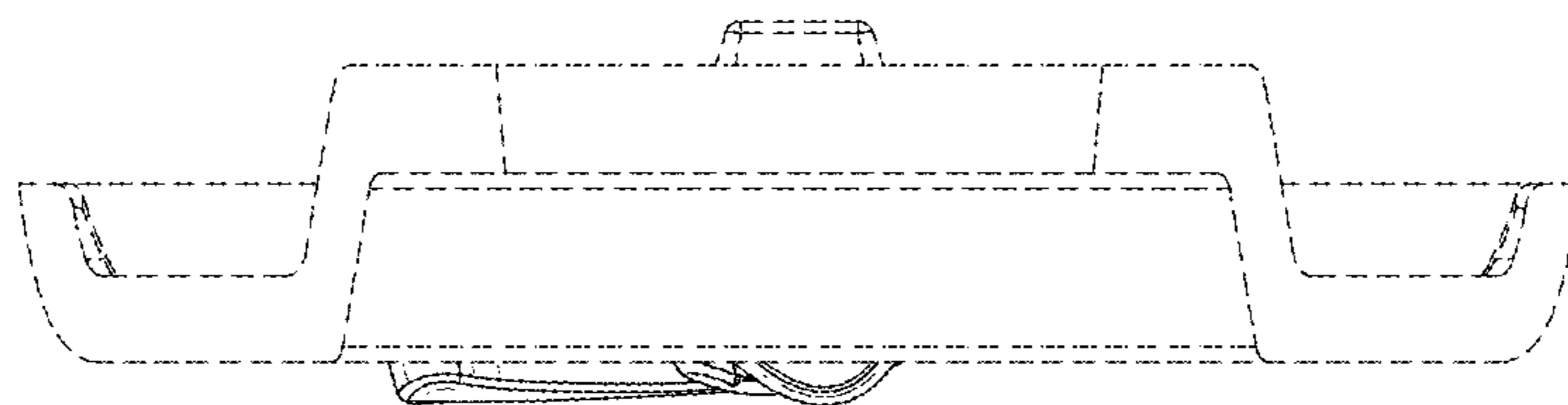


FIG. 5

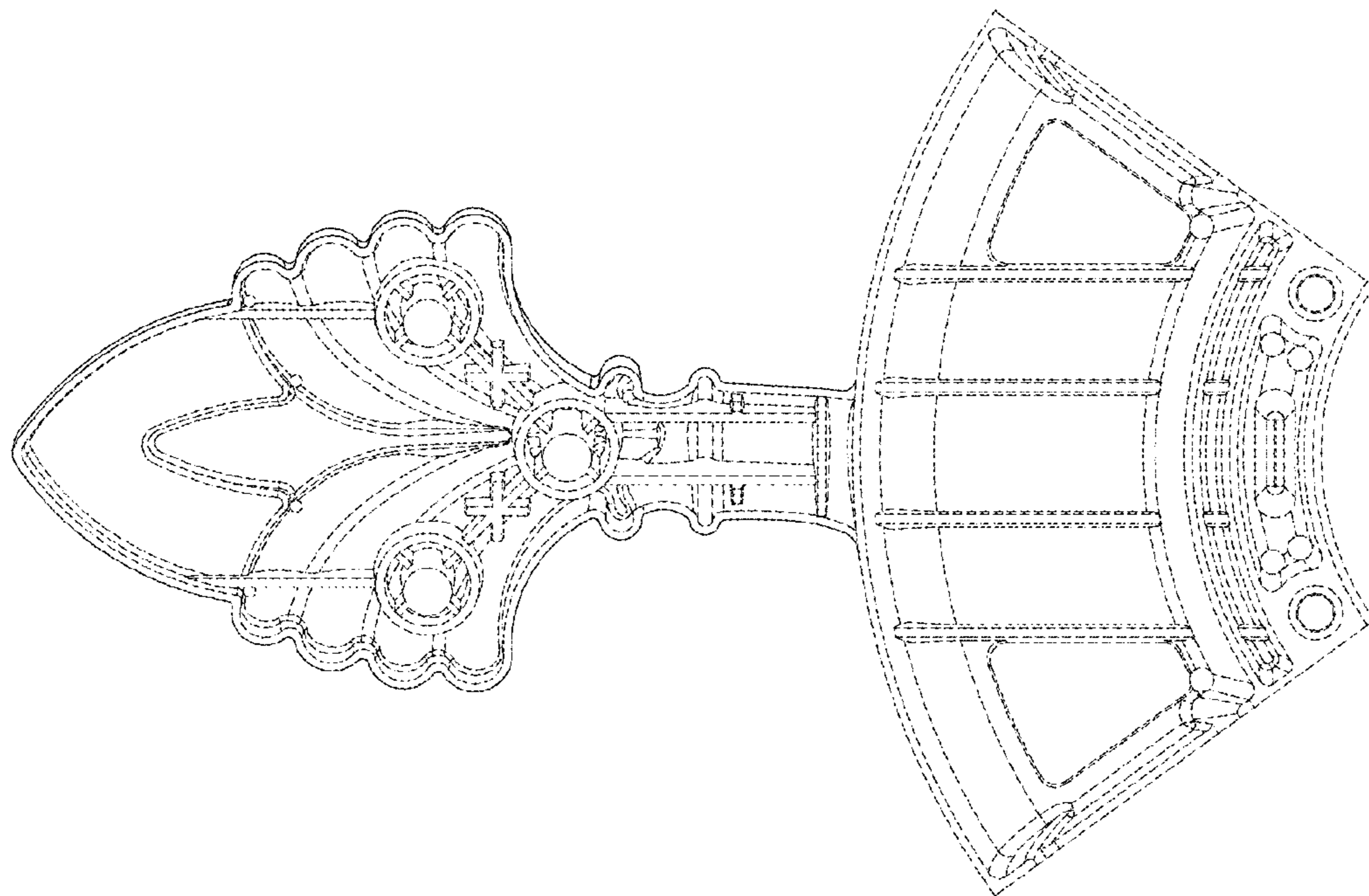


FIG. 6

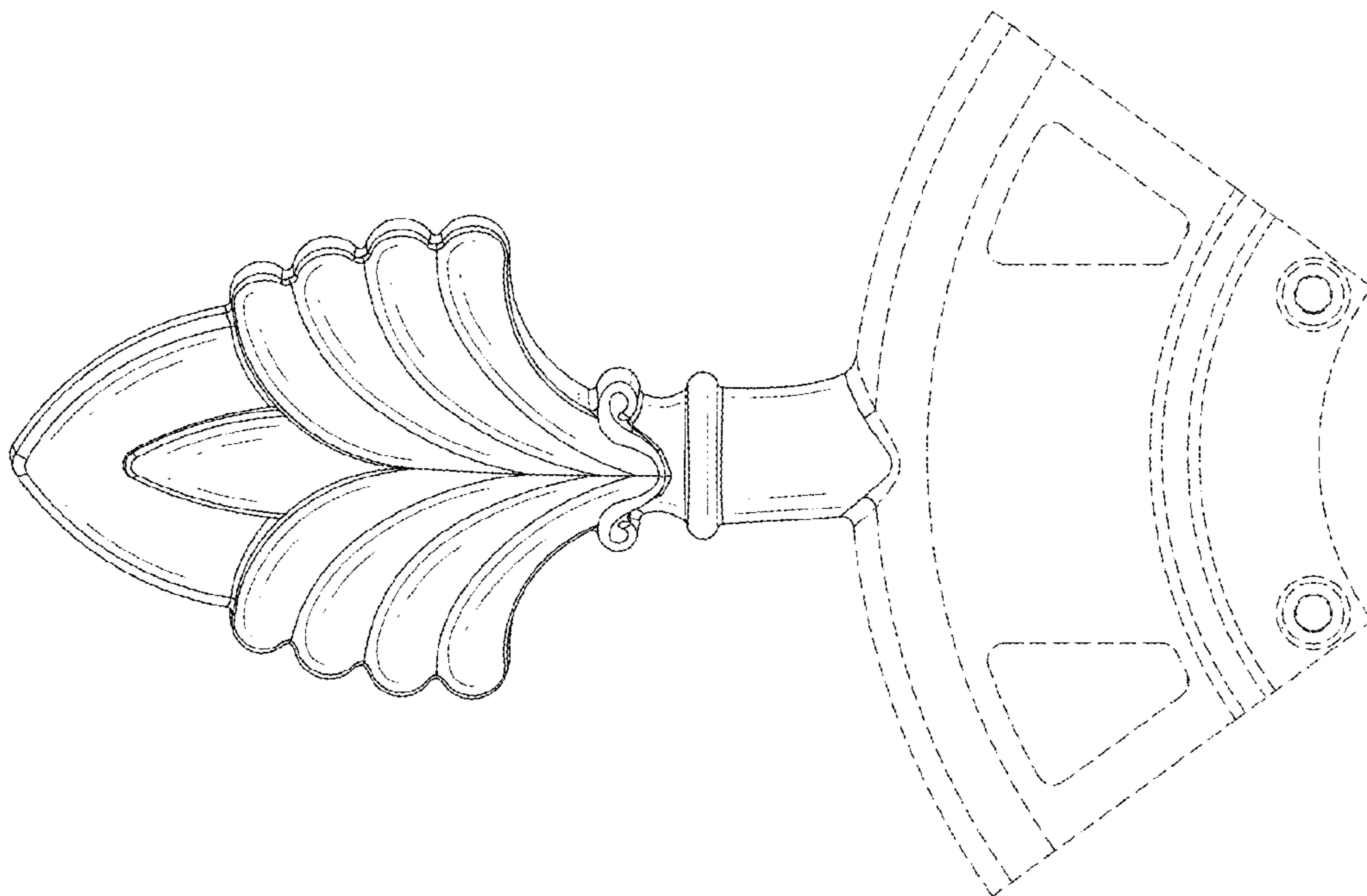


FIG. 7

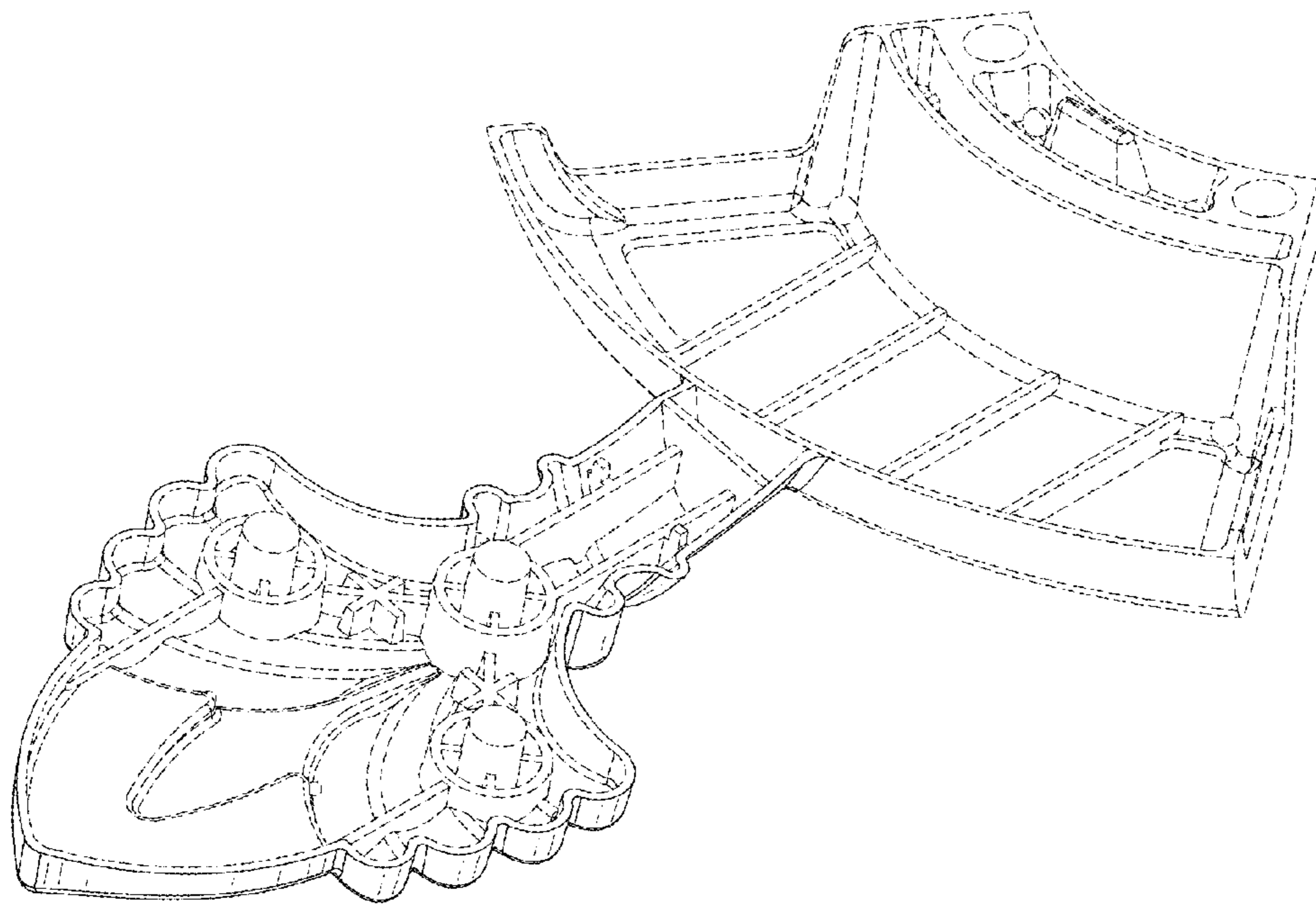


FIG. 8