



US00D746417S

(12) **United States Design Patent**  
**Guterman**

(10) **Patent No.:** **US D746,417 S**

(45) **Date of Patent:** **\*\* Dec. 29, 2015**

(54) **SINK SUPPORTED CUTLERY CUP**

(71) Applicant: **Dawn Guterman**, Omaha, AR (US)

(72) Inventor: **Dawn Guterman**, Omaha, AR (US)

(\*\*) Term: **14 Years**

(21) Appl. No.: **29/489,763**

(22) Filed: **May 2, 2014**

(51) **LOC (10) Cl.** ..... **23-01**

(52) **U.S. Cl.**  
USPC ..... **D23/260**

(58) **Field of Classification Search**  
USPC ..... D23/259, 260, 261, 262, 263, 264, 265;  
210/162, 163, 164, 165; 4/286, 287,  
4/288, 289; 405/118, 119; 404/2, 3, 4;  
138/89, 96 R; D7/637, 638, 640, 641;  
D19/75, 77, 81, 84; 211/60.1, 70.6,  
211/70.7, 71.01

See application file for complete search history.

(56) **References Cited**

**U.S. PATENT DOCUMENTS**

394,213	A *	12/1888	Soanell et al.	4/289
D28,964	S *	6/1898	Jannssen et al.	D23/261
1,424,022	A *	7/1922	Lacoste	4/291
1,428,388	A *	9/1922	Miller	99/403
1,515,073	A *	11/1924	Savard	4/289
1,593,087	A *	7/1926	Logan	4/291
1,596,893	A *	8/1926	Schifter	4/287
1,612,588	A *	12/1926	Lacoste	4/291
1,696,505	A *	12/1928	Settles	4/291
1,704,634	A *	3/1929	Snider	210/445
1,706,000	A *	3/1929	Settles	4/291
1,731,366	A *	10/1929	Windsor	210/460
2,038,852	A *	4/1936	Pasman	4/291
2,285,833	A *	6/1942	Platt	210/238
2,505,305	A *	4/1950	Schaefer	4/289
D293,016	S *	12/1987	Fisher	D23/209
4,932,082	A *	6/1990	Ridgeway	4/287
5,086,594	A *	2/1992	Florence	52/169.5
5,915,847	A *	6/1999	Spears	4/287

6,263,518	B1 *	7/2001	Magtanong	4/289
D446,844	S *	8/2001	Claussen et al.	D23/261
6,276,000	B1 *	8/2001	Saman et al.	4/287
D454,941	S *	3/2002	Dietzel	D23/262

(Continued)

**OTHER PUBLICATIONS**

Flatware Cylinder—Stainless Steel, Flatware Cylinder Holder, kitcheninspire.com, Searched Sep. 23, 2014, <http://www.kitcheninspire.com/catering-buffetware/flatware-cylinder-holder/flatware-cylinder-stainless-steel>.\*

(Continued)

*Primary Examiner* — John Windmuller

*Assistant Examiner* — Steven Czyz

(74) *Attorney, Agent, or Firm* — Daniel Boudwin; Global Intellectual Property Agency LLC

(57) **CLAIM**

The ornamental design for a sink supported cutlery cup, as shown and described.

**DESCRIPTION**

FIG. 1 shows a perspective view of the cutlery cup of the present invention.

FIG. 2 shows a front view of the cutlery cup of the present invention.

FIG. 3 shows a rear view of the cutlery cup of the present invention.

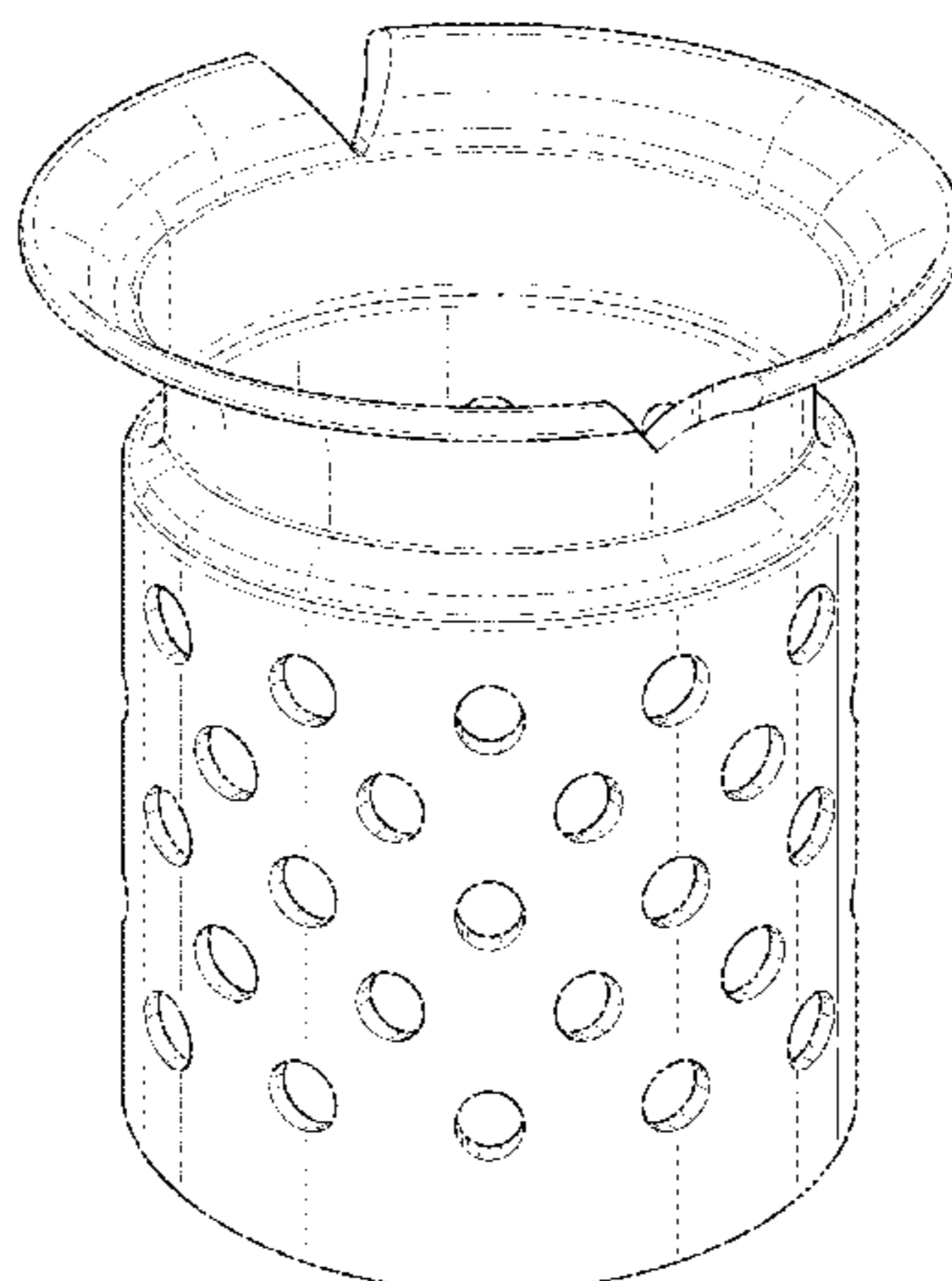
FIG. 4 shows a first side view of the cutlery cup of the present invention.

FIG. 5 shows a second side view of the cutlery cup of the present invention.

FIG. 6 shows an overhead view of the cutlery cup of the present invention. The portion of the drawing appearing in broken line is shown for the purpose of illustrating portions of the article and forms no part of the claimed design; and,

FIG. 7 shows an underside view of the cutlery cup of the present invention.

**1 Claim, 6 Drawing Sheets**



(56)

**References Cited**

U.S. PATENT DOCUMENTS

7,300,573 B1 \* 11/2007 Trangsrud ..... 210/163  
D593,652 S \* 6/2009 Thomas et al. .... D23/303  
7,887,697 B2 \* 2/2011 Worth ..... 210/164  
D644,072 S \* 8/2011 McDonald et al. .... D7/667  
8,496,811 B2 \* 7/2013 Cohen ..... 210/163  
2012/0216683 A1 \* 8/2012 Difante ..... 99/352  
2013/0074702 A1 \* 3/2013 Difante ..... 99/403

2013/0125765 A1 \* 5/2013 Difante ..... 99/403  
2014/0227415 A1 \* 8/2014 Difante ..... 426/438

OTHER PUBLICATIONS

Ordning, Dishwashing Accessories, Cooking, ikea.com, Searched  
Sep. 23, 2014, <http://www.ikea.com/us/en/catalog/products/30131716/>.\*

\* cited by examiner

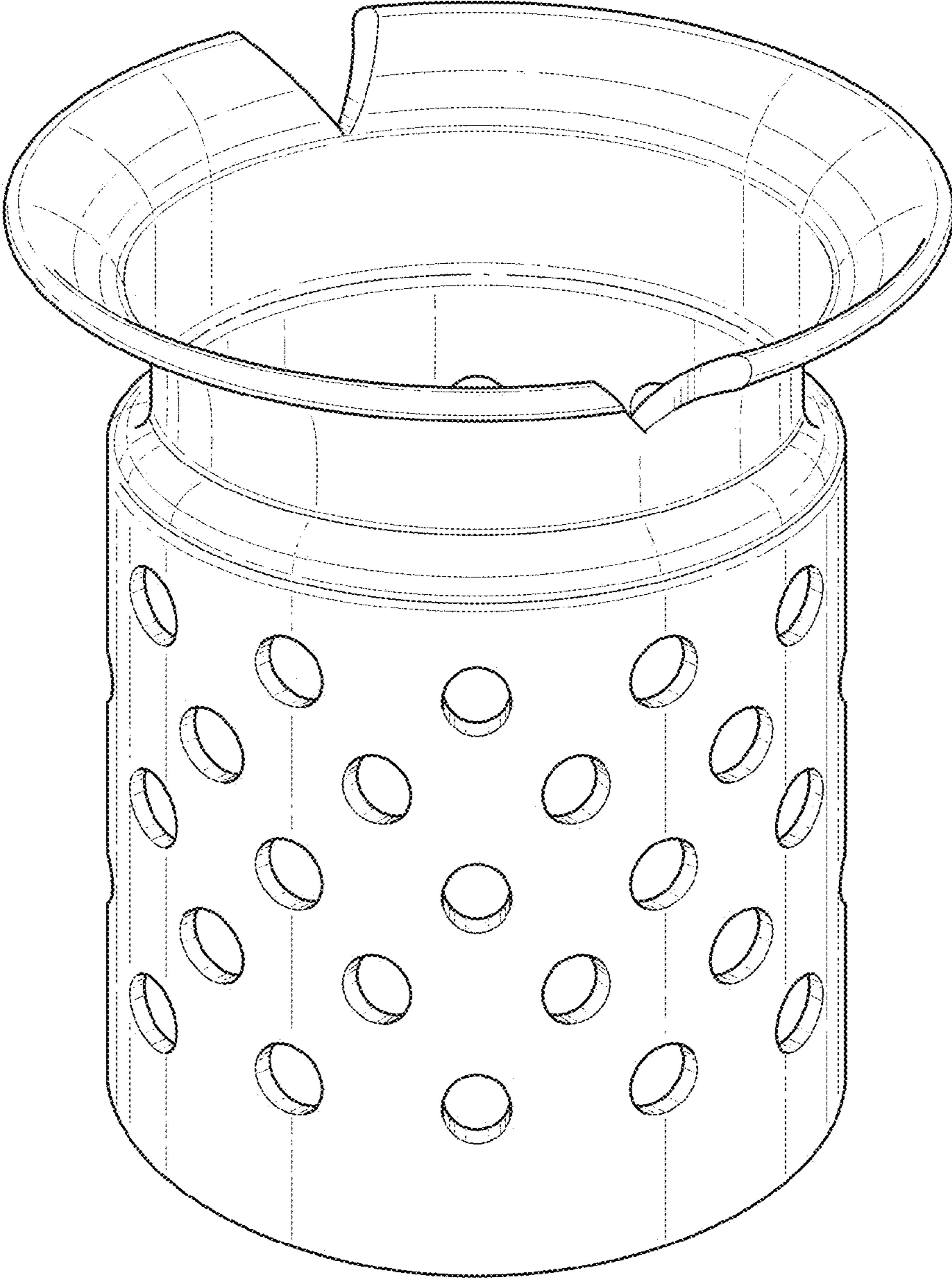


FIG. 1

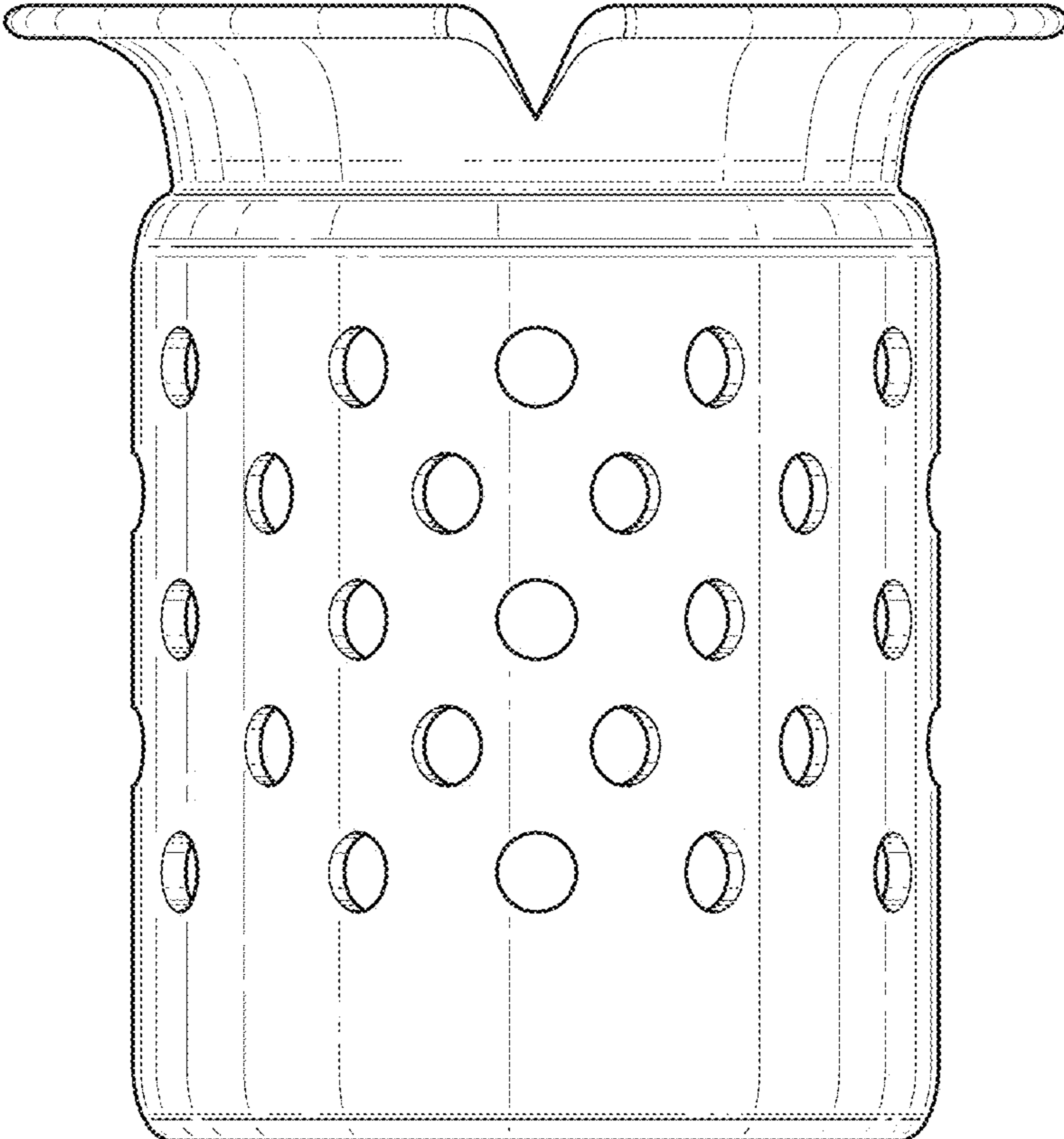


FIG. 2

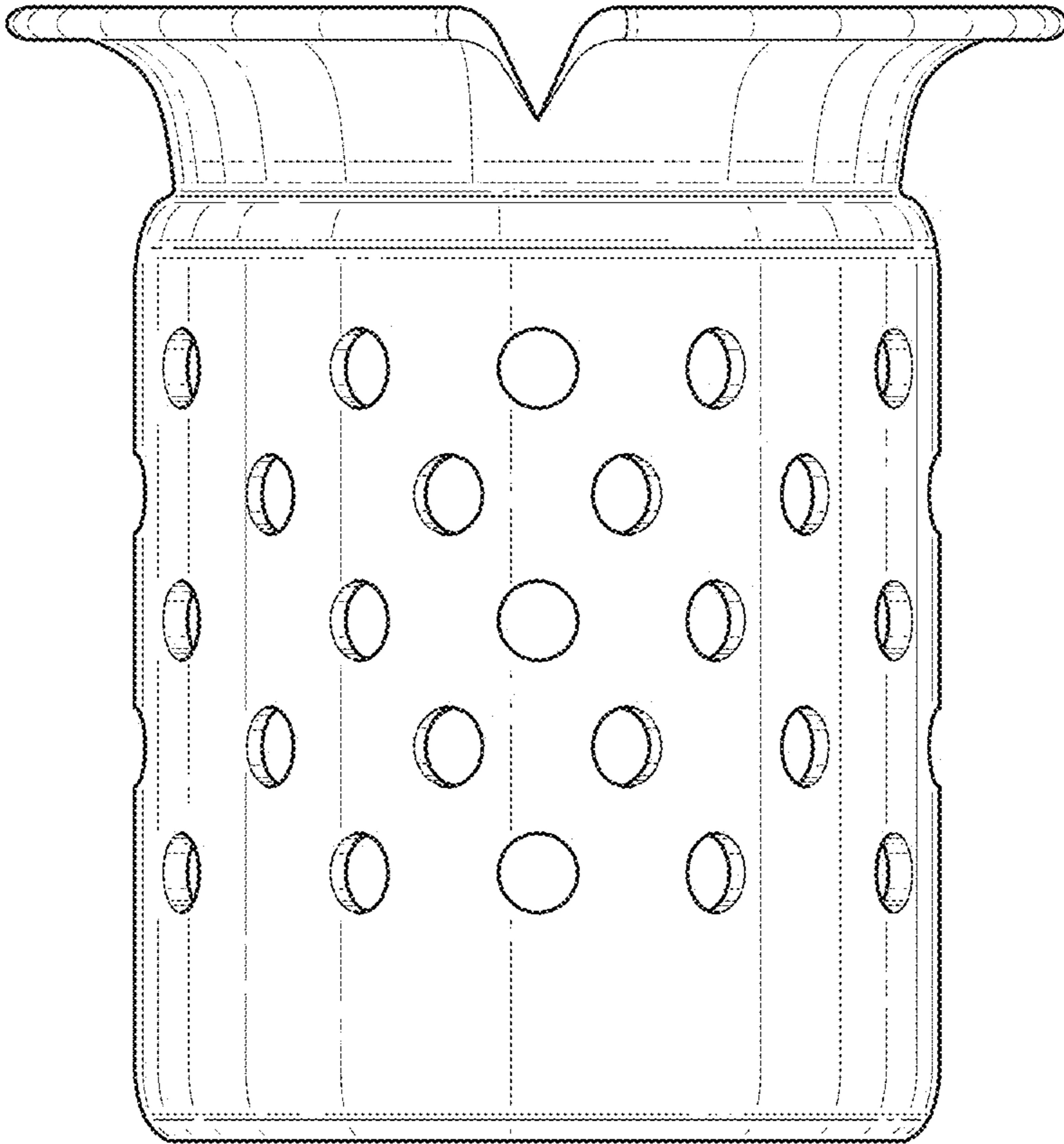


FIG. 3

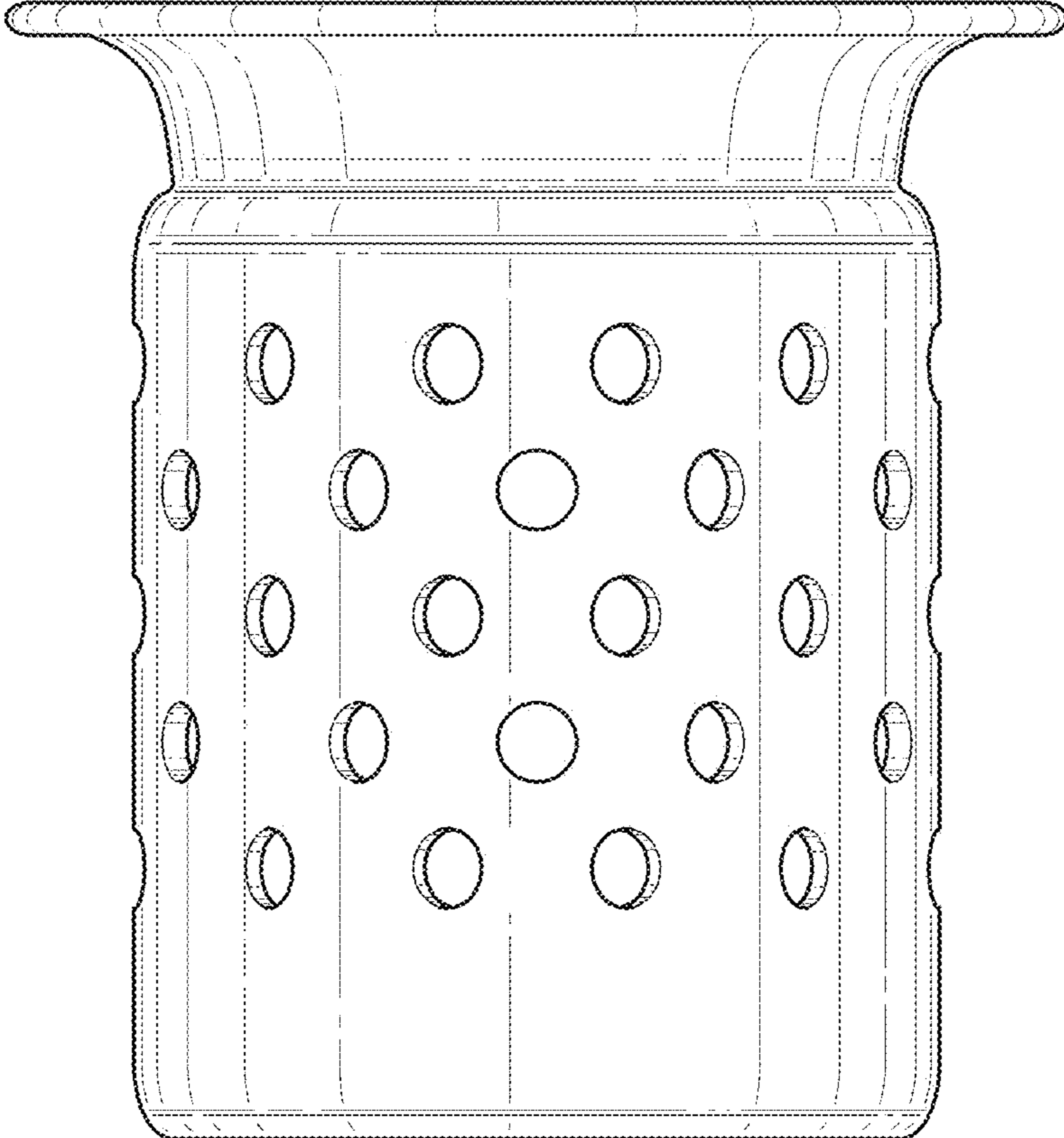


FIG. 4

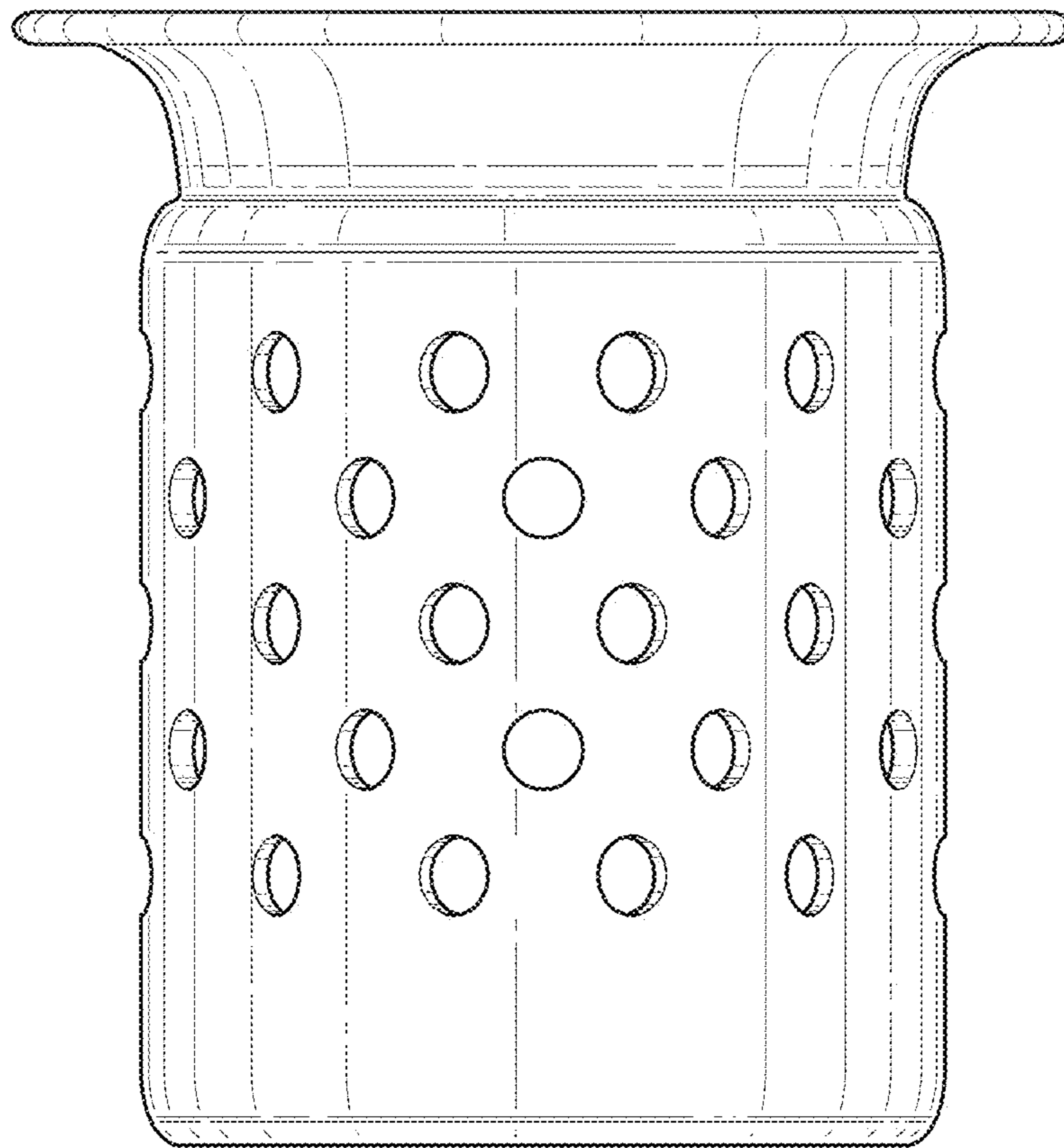


FIG. 5

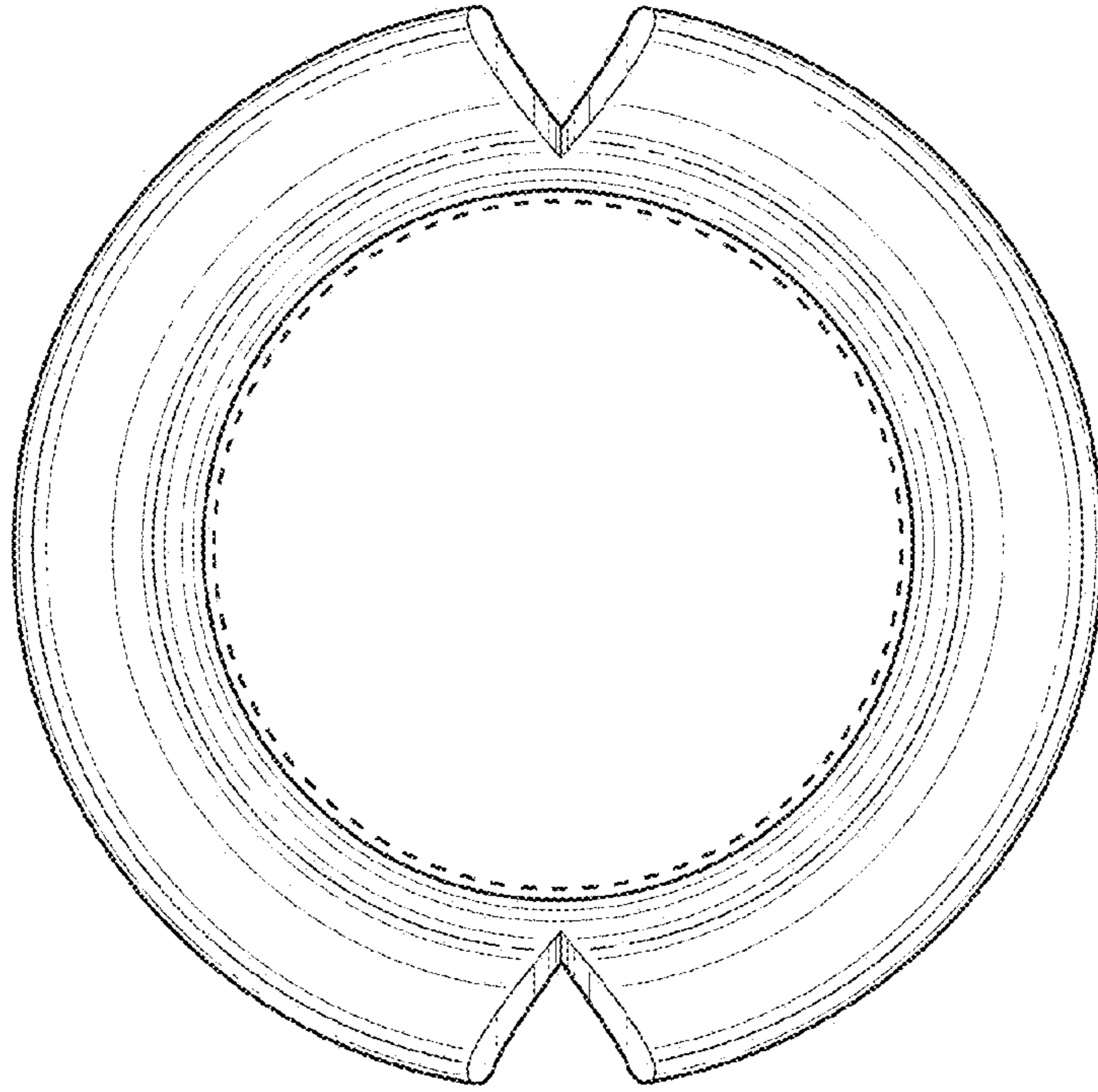


FIG. 6

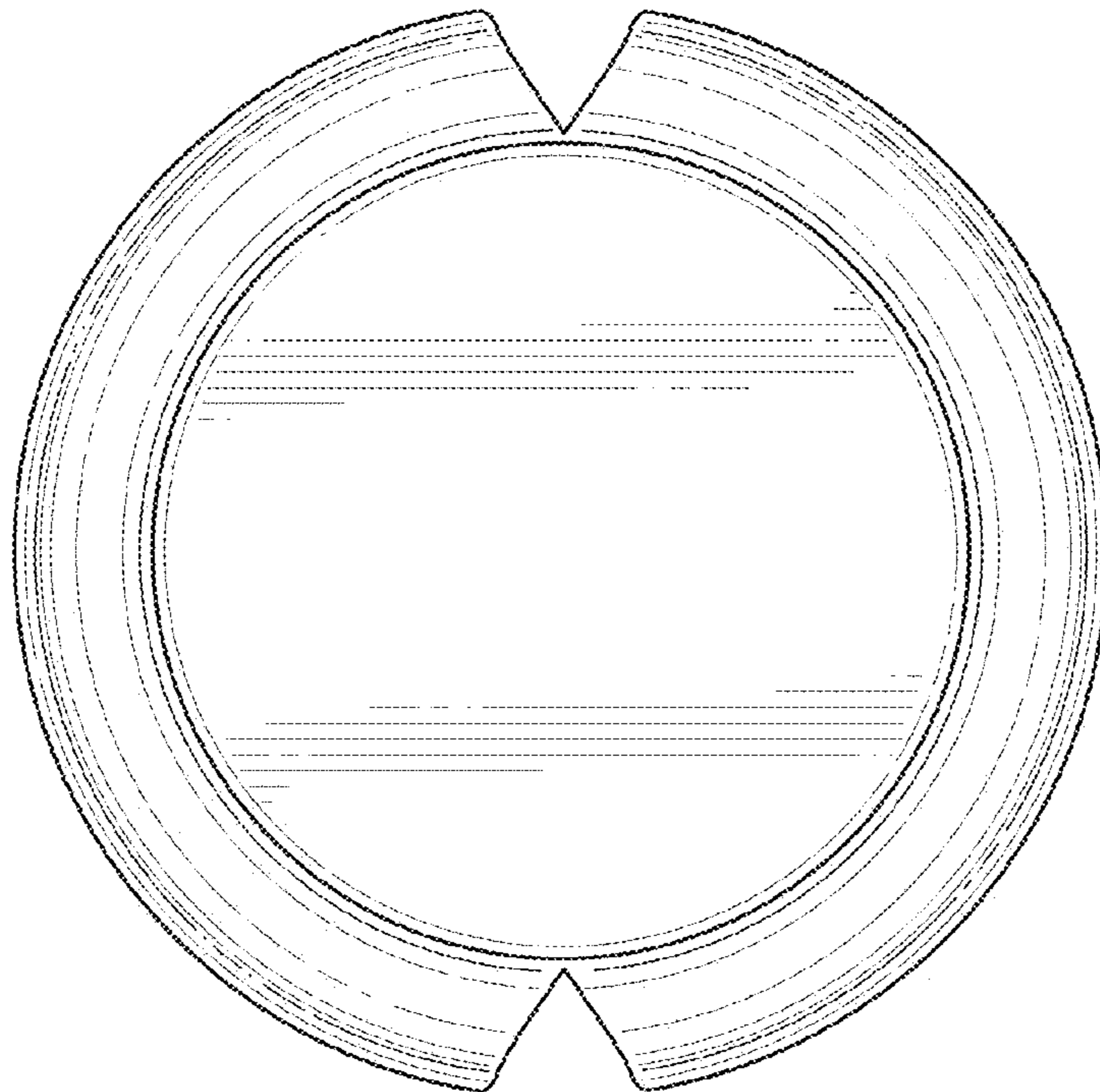


FIG. 7