

US00D746414S

(12) **United States Design Patent**
Georgeson

(10) **Patent No.:** **US D746,414 S**

(45) **Date of Patent:** **** Dec. 29, 2015**

(54) **FAUCET**

(71) Applicant: **Kohler Co.**, Kohler, WI (US)

(72) Inventor: **Paul B. Georgeson**, Milwaukee, WI (US)

(73) Assignee: **KOHLER CO.**, Kohler, WI (US)

(**) Term: **14 Years**

(21) Appl. No.: **29/494,753**

(22) Filed: **Jun. 24, 2014**

(51) **LOC (10) Cl.** **23-01**

(52) **U.S. Cl.**
USPC **D23/257**

(58) **Field of Classification Search**
USPC D23/238, 241–243, 249, 252, 255, 257
CPC E03C 1/04; E03C 1/0401; E03C 1/0402;
E03C 1/0404; E03C 2001/0415
See application file for complete search history.

(56) **References Cited**

U.S. PATENT DOCUMENTS

D349,948 S	8/1994	Bollenbacher et al.	
D354,548 S	1/1995	Bollenbacher et al.	
D415,259 S *	10/1999	Slothower	D23/255
D433,483 S	11/2000	Paredes	
D464,117 S	10/2002	Blomstrom	
D492,981 S	7/2004	Bloomstrom	
D510,760 S	10/2005	Blomstrom	
D512,126 S	11/2005	Blomstrom	
D531,271 S	10/2006	Kohler et al.	
D536,561 S	2/2007	Berberet	
D566,818 S *	4/2008	Kohler et al.	D23/255
D569,486 S *	5/2008	Fritz et al.	D23/241
D572,799 S	7/2008	Kohler et al.	
D603,023 S	10/2009	Tippens et al.	
D612,016 S *	3/2010	Williams	D23/242

D636,461 S *	4/2011	Romero	D23/238
D644,304 S	8/2011	Slothower et al.	
D649,224 S	11/2011	McKeone	
D661,782 S	6/2012	Slothower et al.	
D680,626 S *	4/2013	Kwok	D23/242
D682,396 S *	5/2013	Romero	D23/242
D682,991 S *	5/2013	Liao	D23/242
D697,178 S *	1/2014	Georgeson et al.	D23/255
D713,942 S *	9/2014	Potter et al.	D23/255

* cited by examiner

Primary Examiner — Robert Delehanty

(74) *Attorney, Agent, or Firm* — Foley & Lardner LLP

(57) **CLAIM**

I claim the ornamental design for a faucet, as shown and described.

DESCRIPTION

This application is related to U.S. patent application Ser. No. 29/494,785, filed on Jun. 24, 2014, entitled “Bath Fixtures,” which is incorporated herein by reference in its entirety.

FIG. 1 is a top, front, right perspective view of an embodiment of the claimed design;

FIG. 2 is a front elevation view thereof;

FIG. 3 is a rear elevation view thereof;

FIG. 4 is a right elevation view thereof;

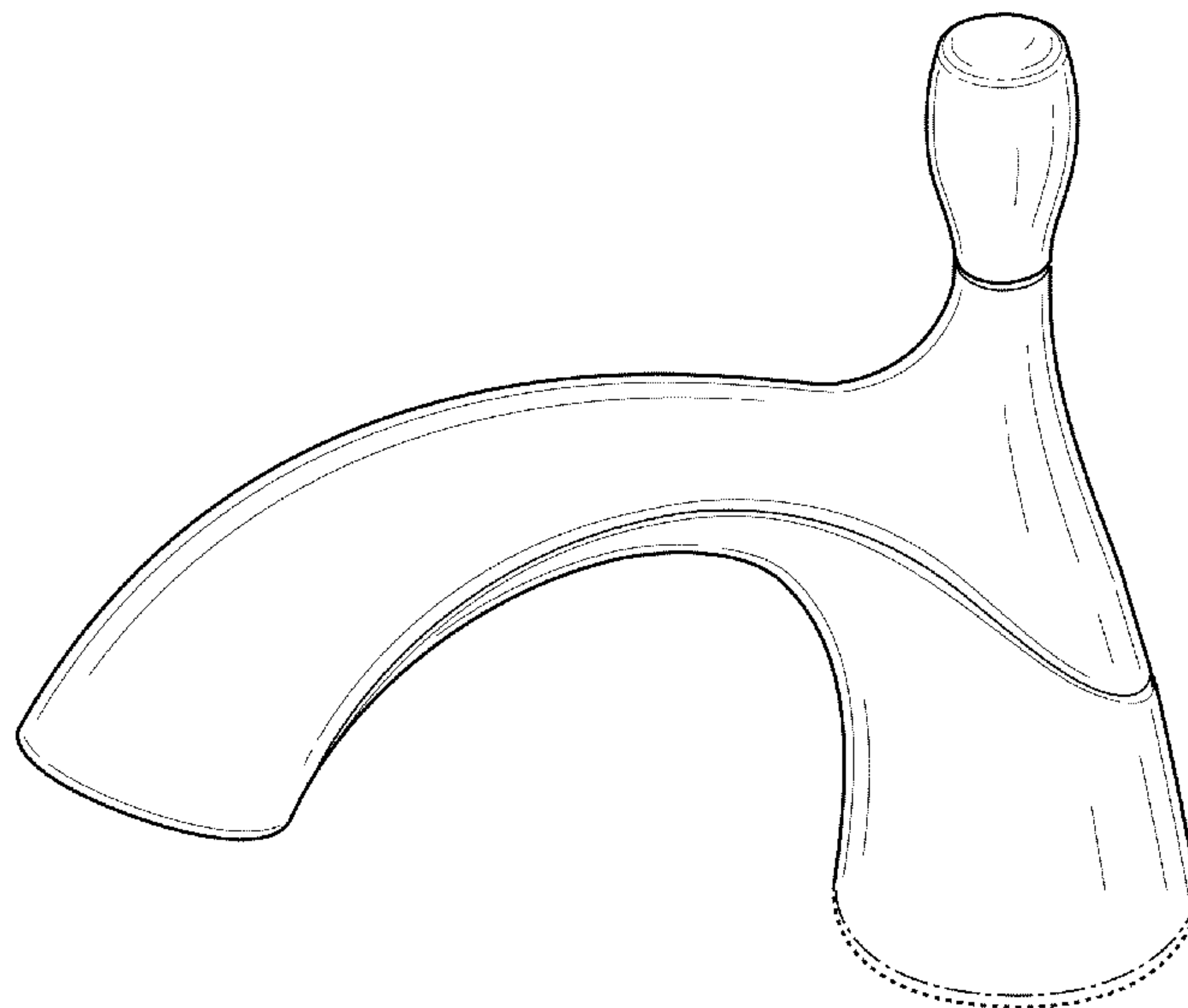
FIG. 5 is a left elevation view thereof;

FIG. 6 is a top plan view thereof; and,

FIG. 7 is a bottom plan view thereof.

The ornamental design which is claimed is shown in solid lines in the drawings. The broken lines in the drawings form no part of the claimed design. Broken lines formed by equal length dashes show unclaimed subject matter. Broken lines formed by unequal length dashes (i.e., dash-dot) define bounds of the claimed design. Broken away symbols having a jagged element show that no particular length of the portion is claimed.

1 Claim, 7 Drawing Sheets



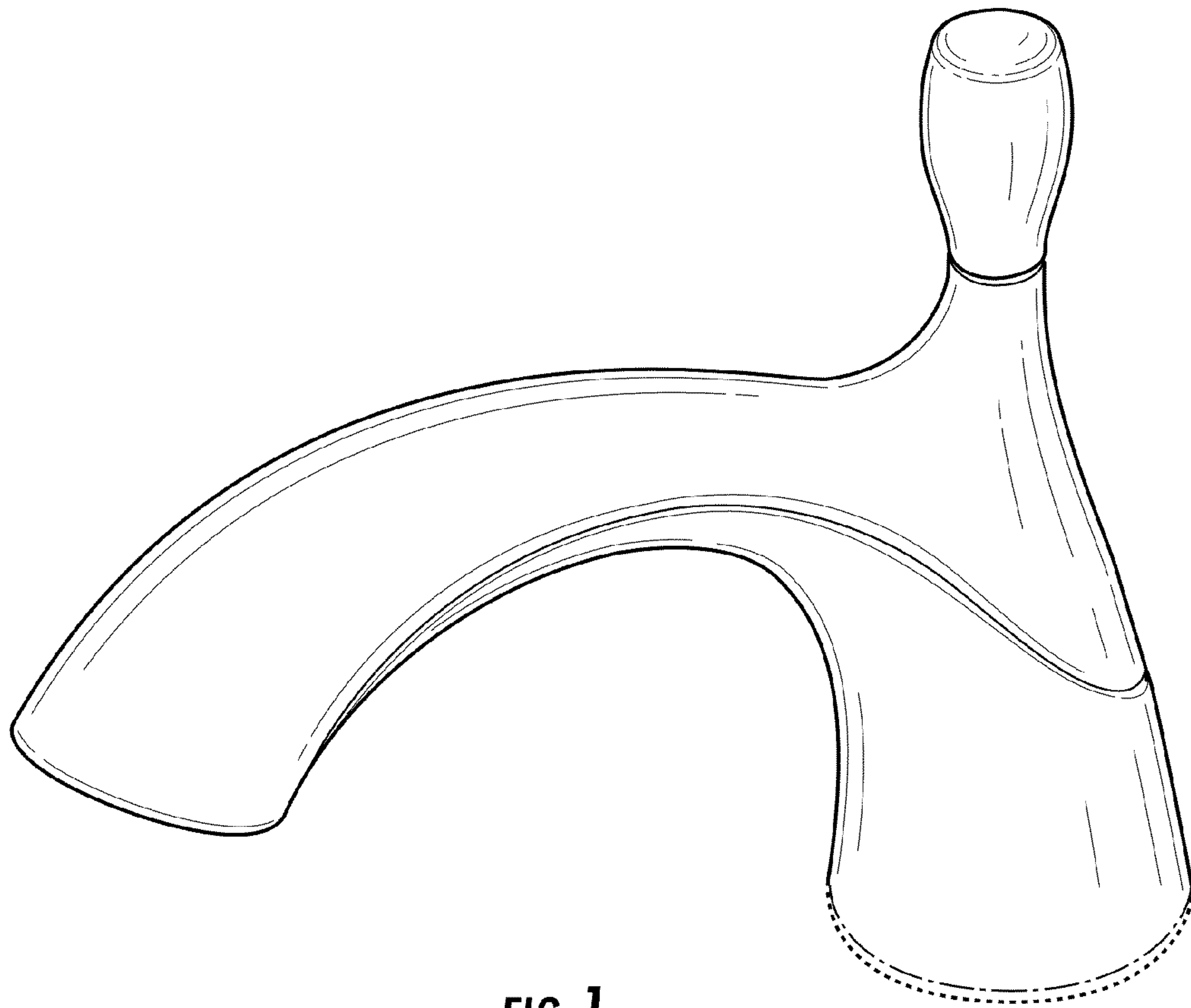


FIG. 1

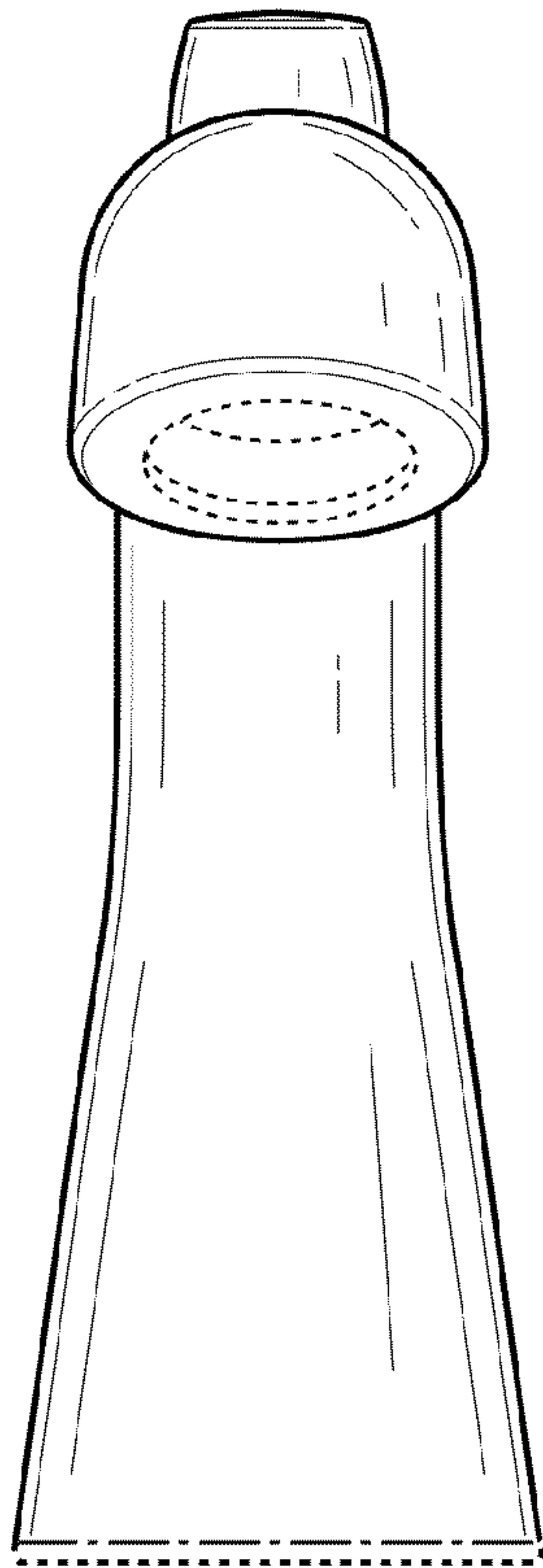


FIG. 2

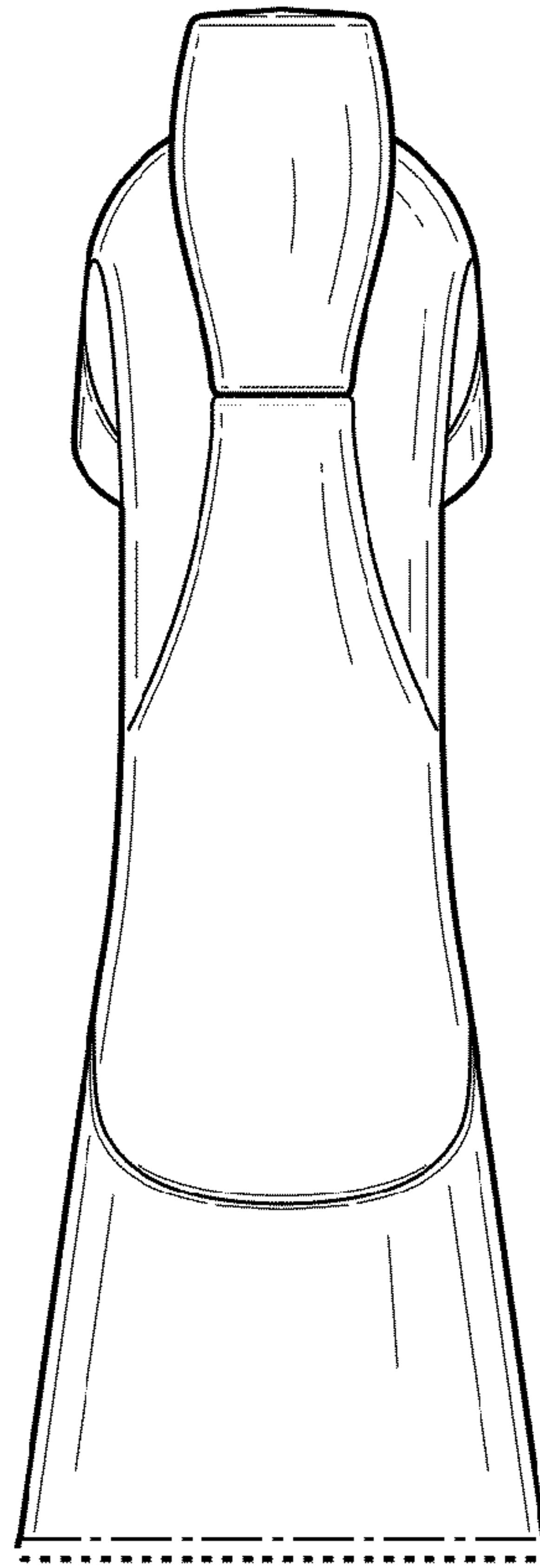


FIG. 3

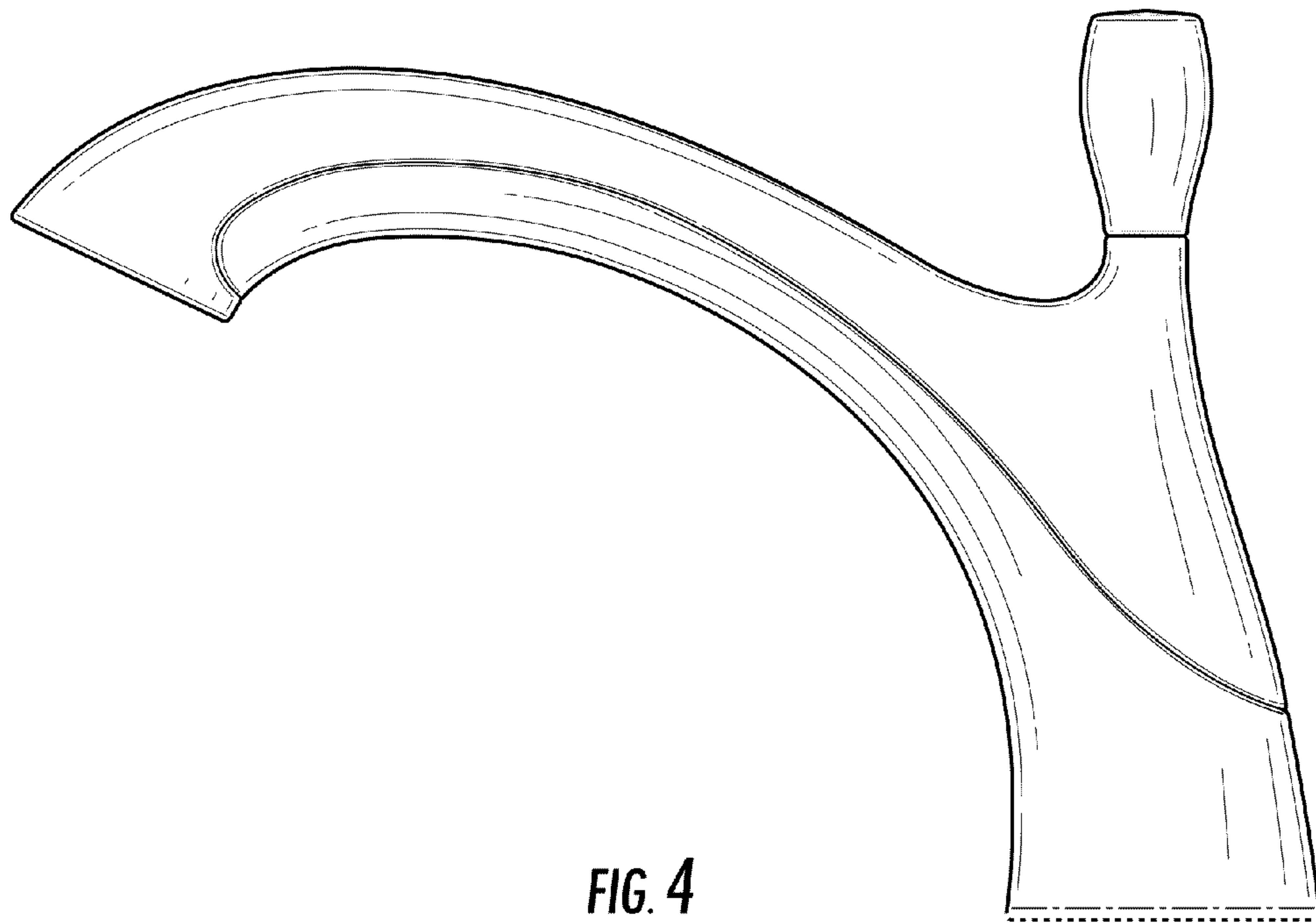
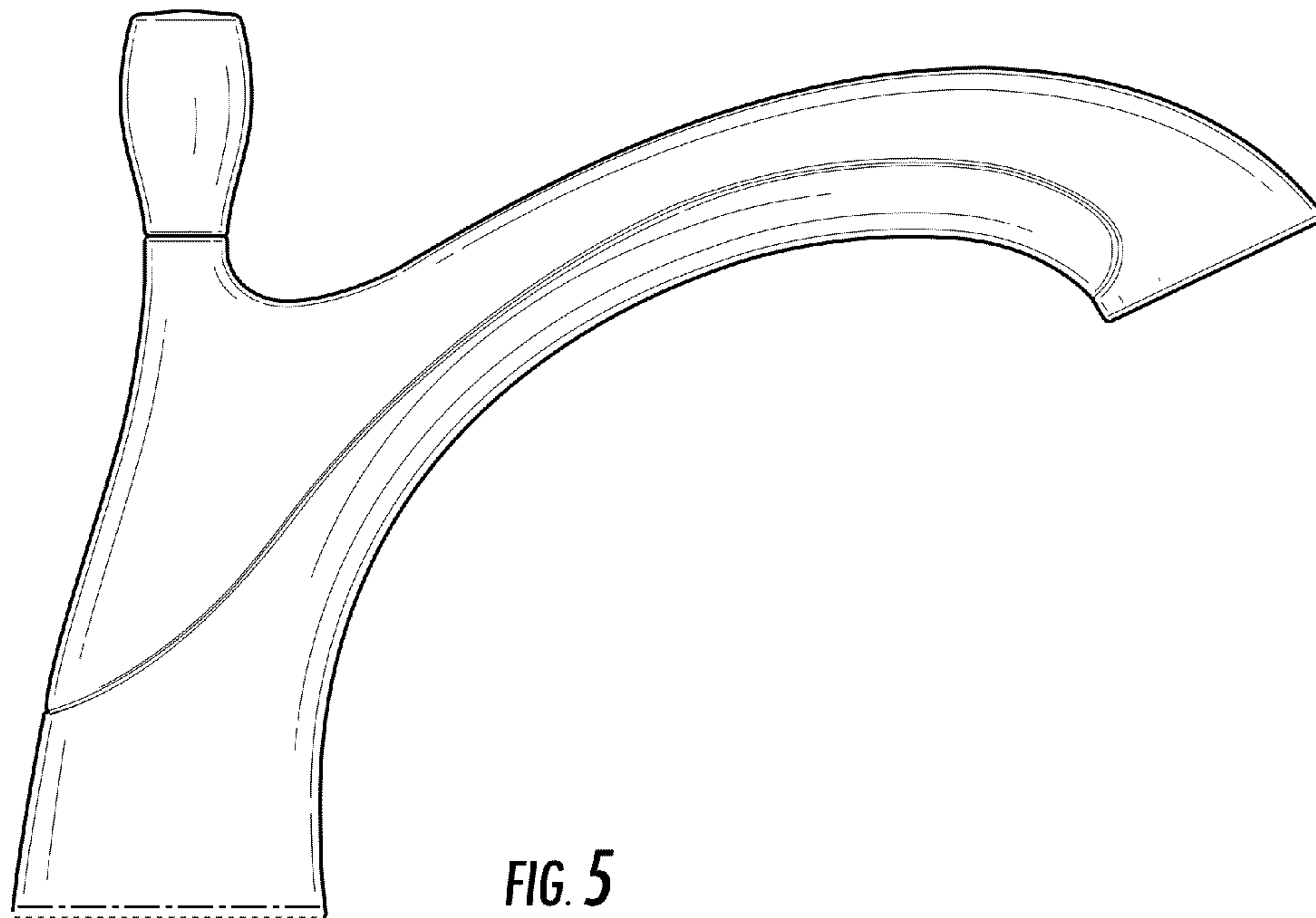


FIG. 4



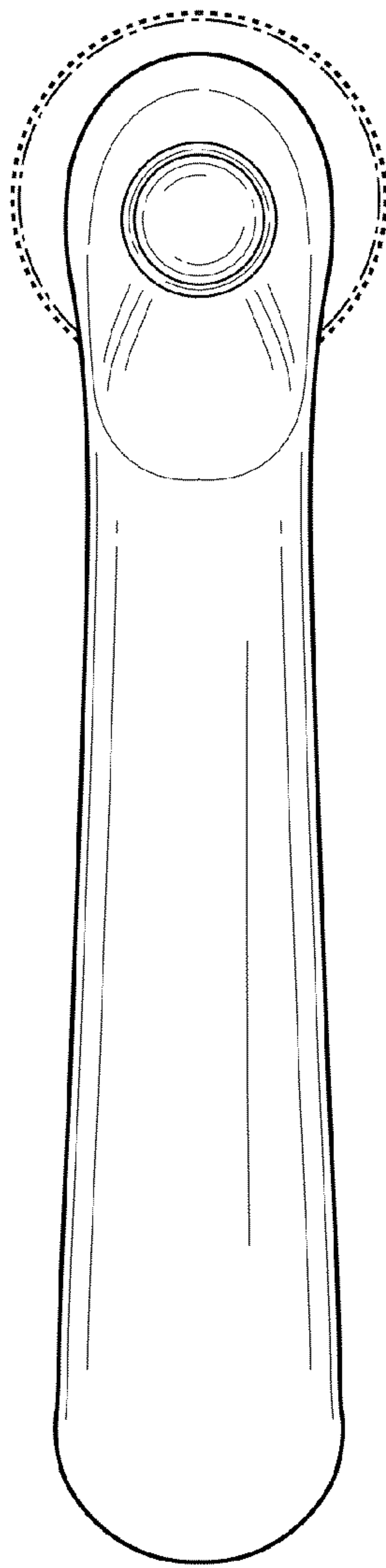


FIG. 6

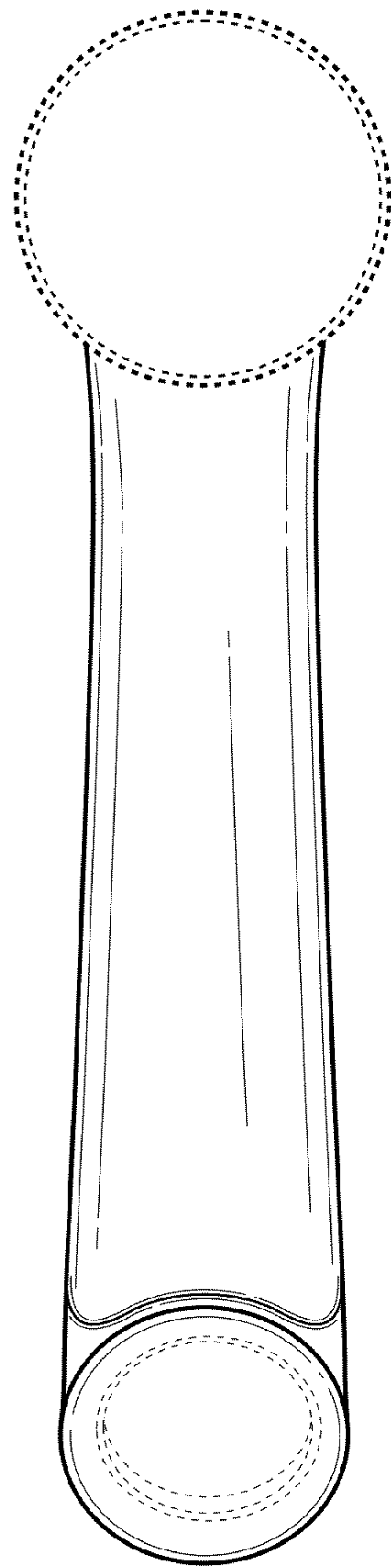


FIG. 7