



US00D746413S

(12) **United States Design Patent**  
**Hanna**

(10) **Patent No.:** **US D746,413 S**

(45) **Date of Patent:** **\*\* Dec. 29, 2015**

- (54) **FAUCET**
- (71) Applicant: **Ken S. Hanna**, Bellingham, WA (US)
- (72) Inventor: **Ken S. Hanna**, Bellingham, WA (US)
- (73) Assignee: **KOHLER CO.**, Kohler, WI (US)
- (\*\*) Term: **14 Years**
- (21) Appl. No.: **29/503,895**
- (22) Filed: **Sep. 30, 2014**
- (51) **LOC (10) Cl.** ..... **23-01**
- (52) **U.S. Cl.**  
USPC ..... **D23/255**
- (58) **Field of Classification Search**  
USPC ..... D23/238, 249, 250, 252, 255, 257  
CPC ..... E03C 1/04; E03C 1/0401; E03C 1/0402;  
E03C 1/0404; E03C 2001/0415  
See application file for complete search history.

- D684,242 S 6/2013 McKeone et al.
- D689,595 S 9/2013 Georgeson
- D691,708 S 10/2013 Georgeson et al.
- D694,861 S 12/2013 McKeone et al.
- D698,424 S 1/2014 Georgeson et al.
- D703,789 S \* 4/2014 Mazz et al. .... D23/238
- D708,714 S 7/2014 Georgeson

\* cited by examiner

*Primary Examiner* — Robert Delehanty

(74) *Attorney, Agent, or Firm* — Foley & Lardner LLP

(57) **CLAIM**

I claim the ornamental design for a faucet, as shown and described.

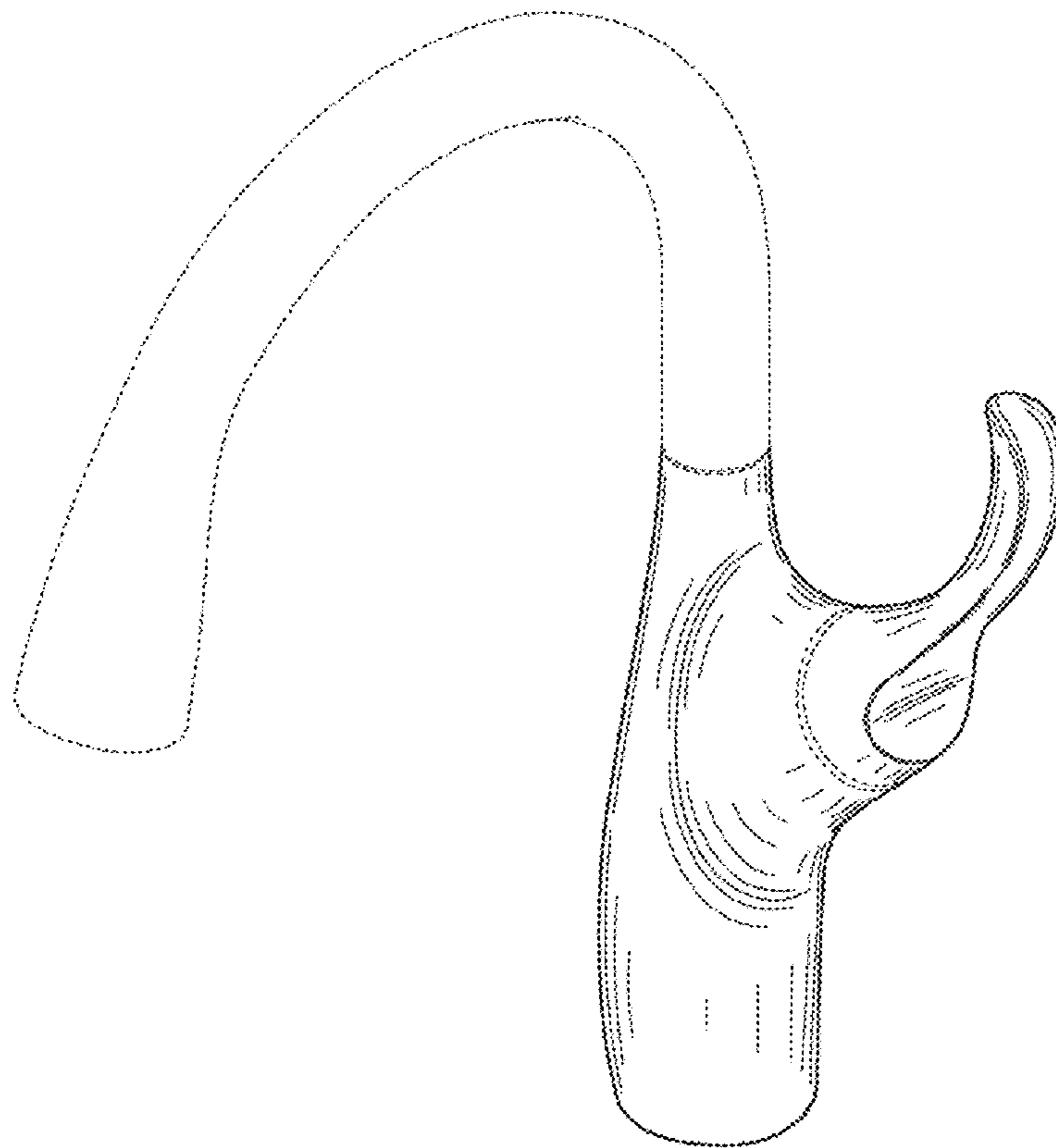
**DESCRIPTION**

FIG. 1 is a top, front, right perspective view of an embodiment of the claimed design;  
 FIG. 2 is a right elevation view thereof;  
 FIG. 3 is a left elevation view thereof;  
 FIG. 4 is a front elevation view thereof;  
 FIG. 5 is a rear elevation view thereof;  
 FIG. 6 is a top plan view thereof; and,  
 FIG. 7 is a bottom plan view thereof.

The ornamental design which is claimed is shown in solid lines in the drawings. The broken lines in the drawings form no part of the claimed design. Broken lines formed by equal length dashes show unclaimed subject matter.

**1 Claim, 7 Drawing Sheets**

- (56) **References Cited**  
U.S. PATENT DOCUMENTS
- D428,965 S 8/2000 Slothower
- D487,798 S 3/2004 Bayer
- D499,795 S 12/2004 Bayer
- D670,361 S 11/2012 Georgeson et al.
- D676,117 S 2/2013 Georgeson et al.
- D683,825 S 6/2013 Sofield



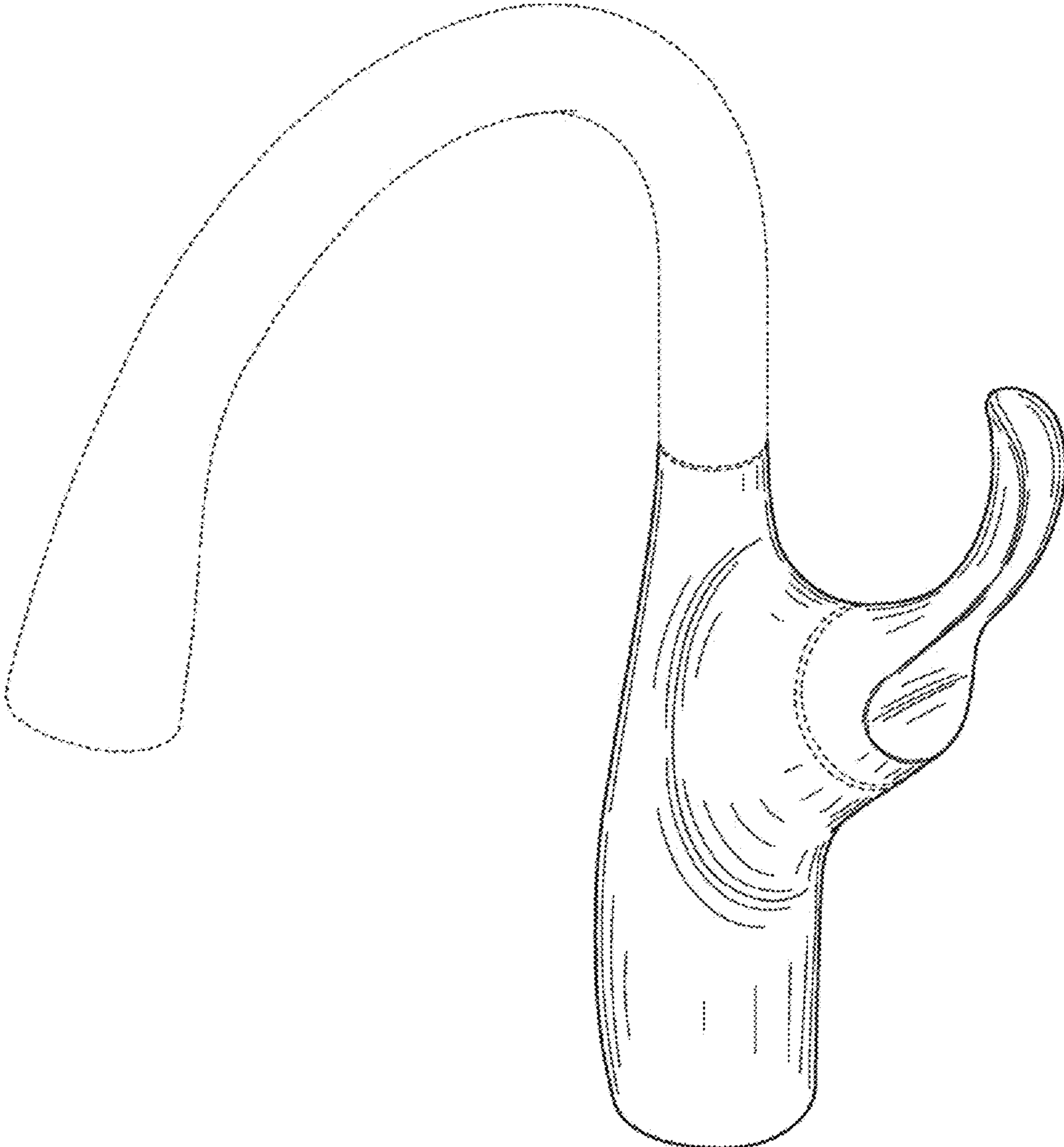


FIG. 1

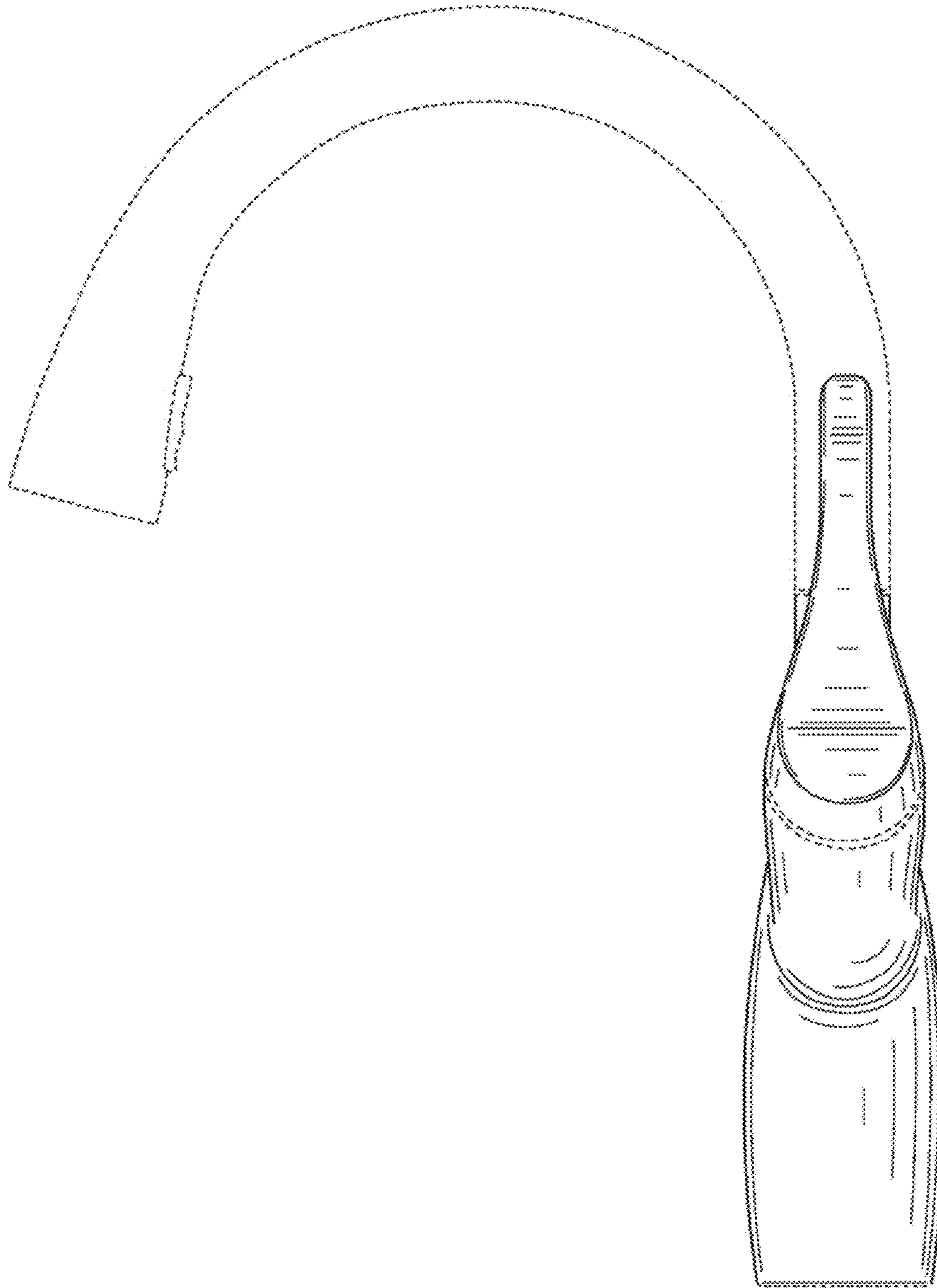


FIG. 2

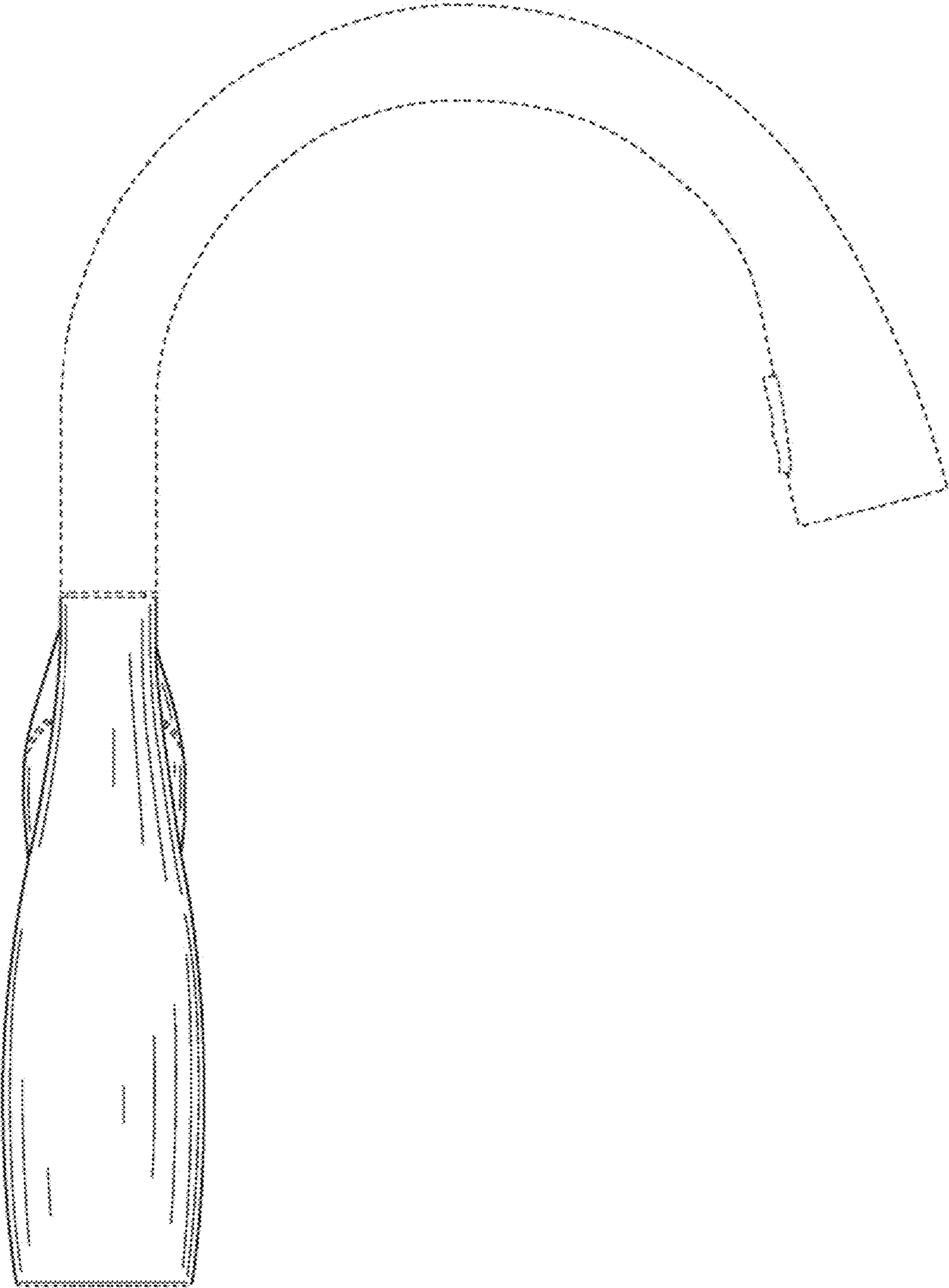


FIG. 3

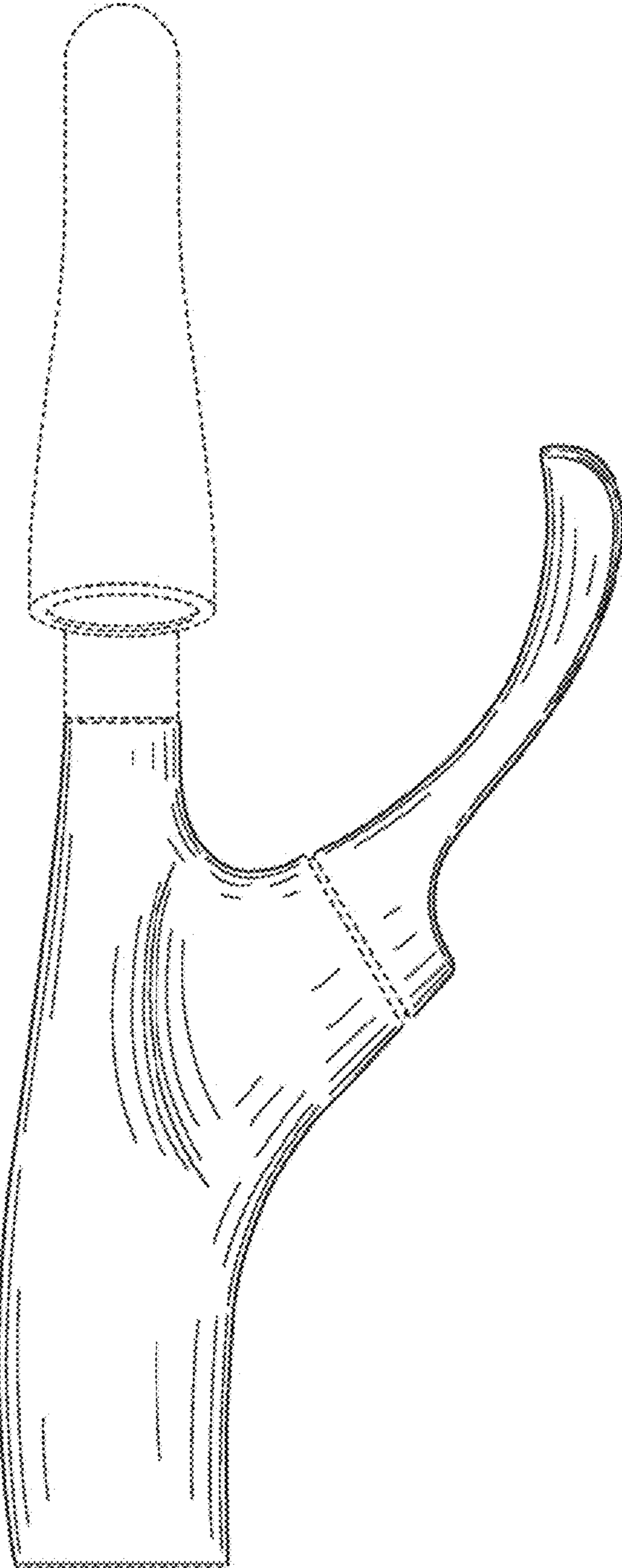


FIG. 4

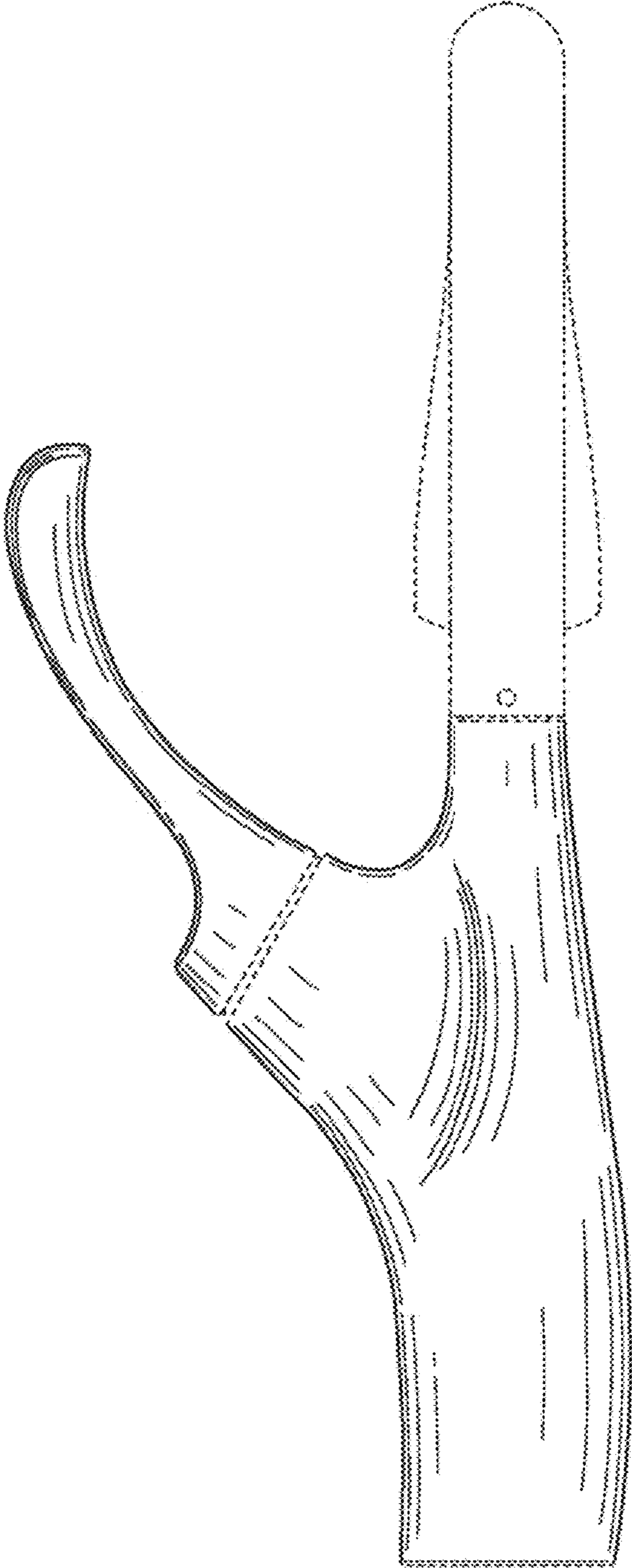


FIG. 5




FIG. 6




FIG. 7