



US00D746376S

(12) **United States Design Patent**
Fleming

(10) **Patent No.:** **US D746,376 S**
(45) **Date of Patent:** **** Dec. 29, 2015**

(54) **PEN**
(71) Applicant: **Hub Pen Company, Inc.**, Braintree, MA (US)
(72) Inventor: **Joseph Fleming**, Hanover, MA (US)
(73) Assignee: **Hub Pen Company, Inc.**, Braintree, MA (US)

D672,812 S * 12/2012 Zhang D19/172
D672,813 S * 12/2012 Zhang D19/172
D679,326 S * 4/2013 Li D19/172
D690,358 S * 9/2013 Jin D19/172
D692,483 S * 10/2013 Laemle D19/172
D692,484 S * 10/2013 Laemle D19/172
D716,872 S * 11/2014 Kim D19/172
D718,387 S * 11/2014 Kim D19/172
9,120,347 B1 * 9/2015 Mock B43K 23/008

(**) Term: **14 Years**
(21) Appl. No.: **29/506,901**
(22) Filed: **Oct. 21, 2014**
(51) **LOC (10) Cl.** **19-06**
(52) **U.S. Cl.**
USPC **D19/192**
(58) **Field of Classification Search**
USPC D14/411; D19/115–204
CPC B43K 5/005; B43K 7/00; B43K 7/10;
B43K 7/12; B43K 8/04; B43K 19/00; B43K
19/14; B43K 23/00; B43K 23/001; B43K
23/016; B43K 24/08; B43K 24/084
See application file for complete search history.

OTHER PUBLICATIONS

Hub Pen Company's Enjoy Writing Catalog, 2012, (Imprezza) p. 12, (Fiji) p. 13, (Cappuccino) p. 19 and (Cubano) p. 20.
Hub Pen Company's Enjoy Writing Catalog, 2013, (Pavle) p. 30.
Hub Pen Company's Enjoy Writing Catalog, 2014, (Fiji Chrome Stylus) p. 67 and (Chillex) p. 110.

* cited by examiner

Primary Examiner — Elizabeth Albert

(74) *Attorney, Agent, or Firm* — Dingman, McInnes & McLane, LLP

(57) **CLAIM**

The ornamental design for a pen, as shown and described.

DESCRIPTION

FIG. 1 is a perspective view of a pen showing my new design; FIG. 2 is a front elevational view of the pen of FIG. 1; FIG. 3 is a rear elevational view of the pen of FIG. 1; FIG. 4 is a left side elevational view of the pen of FIG. 1; FIG. 5 is a right side elevational view of the pen of FIG. 1; FIG. 6 is a top plan view of the pen of FIG. 1; and, FIG. 7 is a bottom plan view of the pen of FIG. 1.


The portions shown in broken lines are included for illustrative purposes only and form no part of the claimed design, except for the vertical, parallel broken lines on the grip shown in FIGS. 1-2 which do form part of the claimed design.

1 Claim, 6 Drawing Sheets

(56) **References Cited**

U.S. PATENT DOCUMENTS

D562,389 S * 2/2008 Ikeda D19/172
D576,213 S * 9/2008 Fei D19/172
D626,597 S * 11/2010 Casciotti D19/201
D628,641 S * 12/2010 Zhang D19/172
D641,408 S * 7/2011 Zhang D19/172
D651,241 S * 12/2011 Liang D19/172
D651,245 S * 12/2011 Yuan D19/172
D653,705 S * 2/2012 Pearson D19/172
D656,193 S * 3/2012 Yuan D19/172
D664,197 S * 7/2012 Casciotti D19/201
D665,025 S * 8/2012 Li D19/172
D667,882 S * 9/2012 Uchiyama D19/172






FIG. 1




FIG. 2



FIG. 3




FIG. 4




FIG. 5

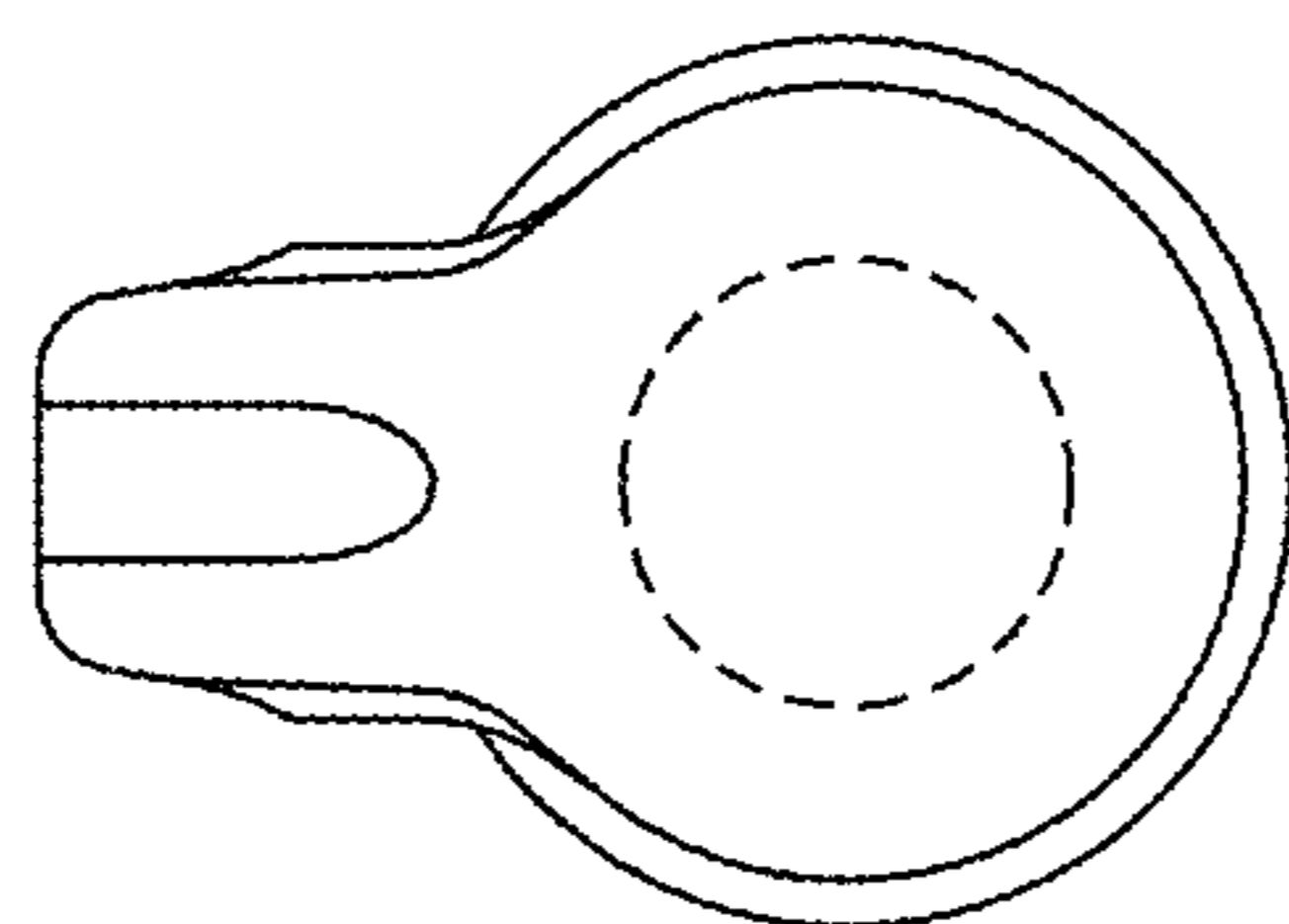


FIG. 6

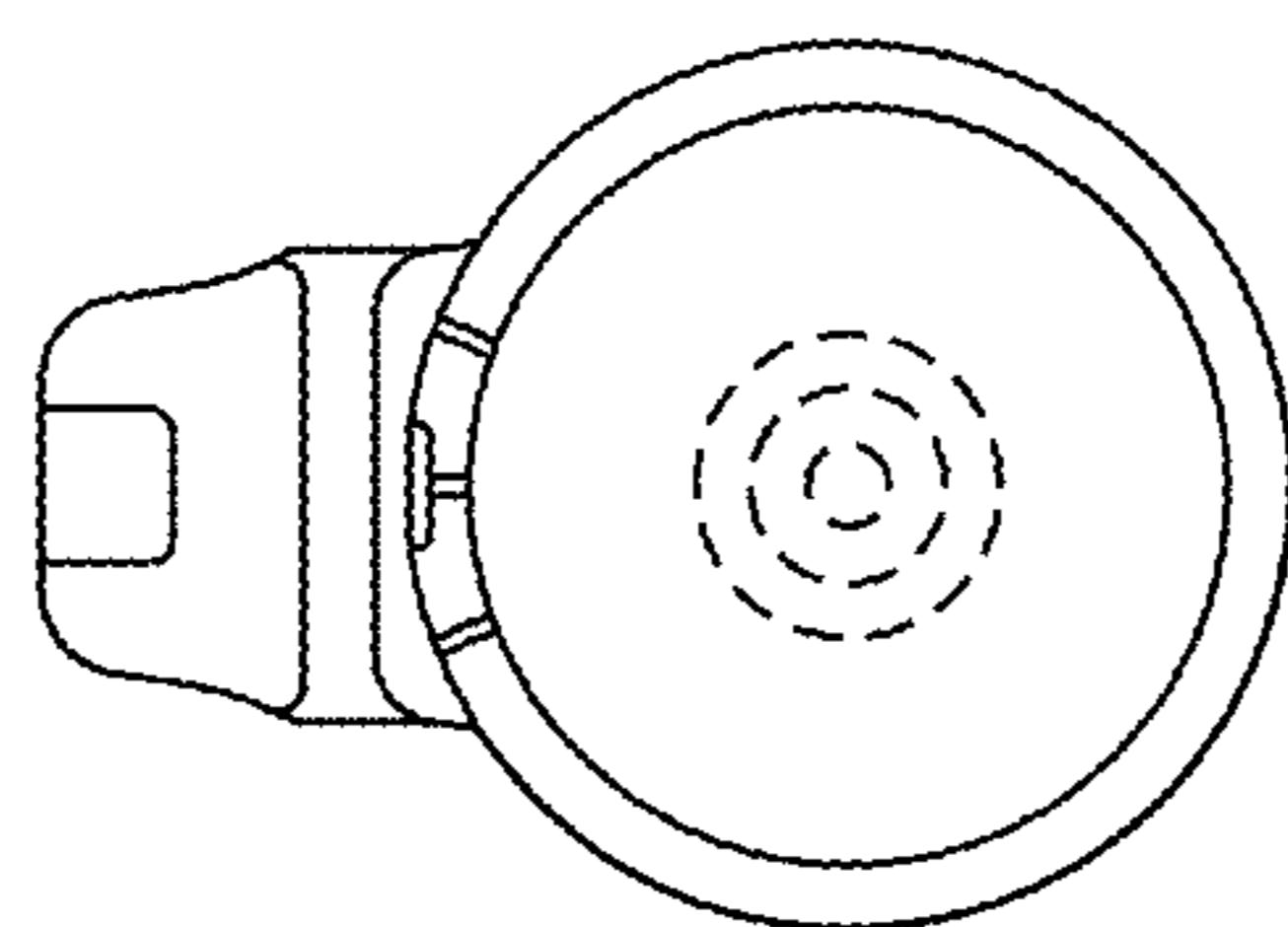


FIG. 7