



US00D746373S

(12) **United States Design Patent**  
**Racosky**

(10) **Patent No.:** **US D746,373 S**

(45) **Date of Patent:** **\*\* Dec. 29, 2015**

(54) **EMOTIONAL INDICATOR DEVICE**

(71) Applicant: **Richard J. Racosky**, Boulder, CO (US)

(72) Inventor: **Richard J. Racosky**, Boulder, CO (US)

(\*\*) Term: **14 Years**

(21) Appl. No.: **29/454,676**

(22) Filed: **May 13, 2013**

D356,046 S *	3/1995	Harper .....	D10/62
D356,742 S *	3/1995	Chenwu .....	D10/23
5,399,092 A	3/1995	Olsen	
5,511,981 A	4/1996	Olsen	
5,580,254 A	12/1996	Ramsey	
D377,949 S *	2/1997	Woldenberg et al. ....	D19/64
5,662,479 A *	9/1997	Rogers .....	434/304
5,741,137 A	4/1998	Aduvala	
D403,018 S *	12/1998	Powell .....	D19/59
D439,615 S	3/2001	Sloniawski	
D469,368 S *	1/2003	Lin .....	D10/65
D471,703 S	3/2003	Moses	
D509,166 S	9/2005	Siaumau	

(Continued)

**Related U.S. Application Data**

(63) Continuation-in-part of application No. 29/354,443, filed on Jan. 25, 2010, now Pat. No. Des. 682,940.

(51) **LOC (10) Cl.** ..... **19-07**

(52) **U.S. Cl.**  
USPC ..... **D19/62**

(58) **Field of Classification Search**  
USPC ..... D19/59-64; 434/106, 112, 236, 304, 434/322; 33/471; D10/23, 62, 64, 65; D21/531

CPC ..... G09B 19/00; G09B 19/10; G09B 19/12; G09B 21/00; G09B 3/00; G09B 3/06; A61B 5/165-5/168; G01B 5/24

See application file for complete search history.

*Primary Examiner* — T. Chase Nelson

*Assistant Examiner* — Mark Cavanna

(74) *Attorney, Agent, or Firm* — Marian J. Furst

(57) **CLAIM**

The ornamental design for an emotional indicator device, as shown and described.

**DESCRIPTION**

The patent or application file contains at least one drawing executed in color. Copies of this patent or patent application publication with color drawing(s) will be provided by the Office upon request and payment of the necessary fee.

FIG. 1 is a front elevational view of an emotional indicator device showing my new design;

FIG. 2 is a top elevational view of the thereof;

FIG. 3 is a bottom elevational view thereof;

FIG. 4 is a left side elevational view and a mirror image of a right side elevational view thereof; and,

FIG. 5 is a rear elevational view thereof.

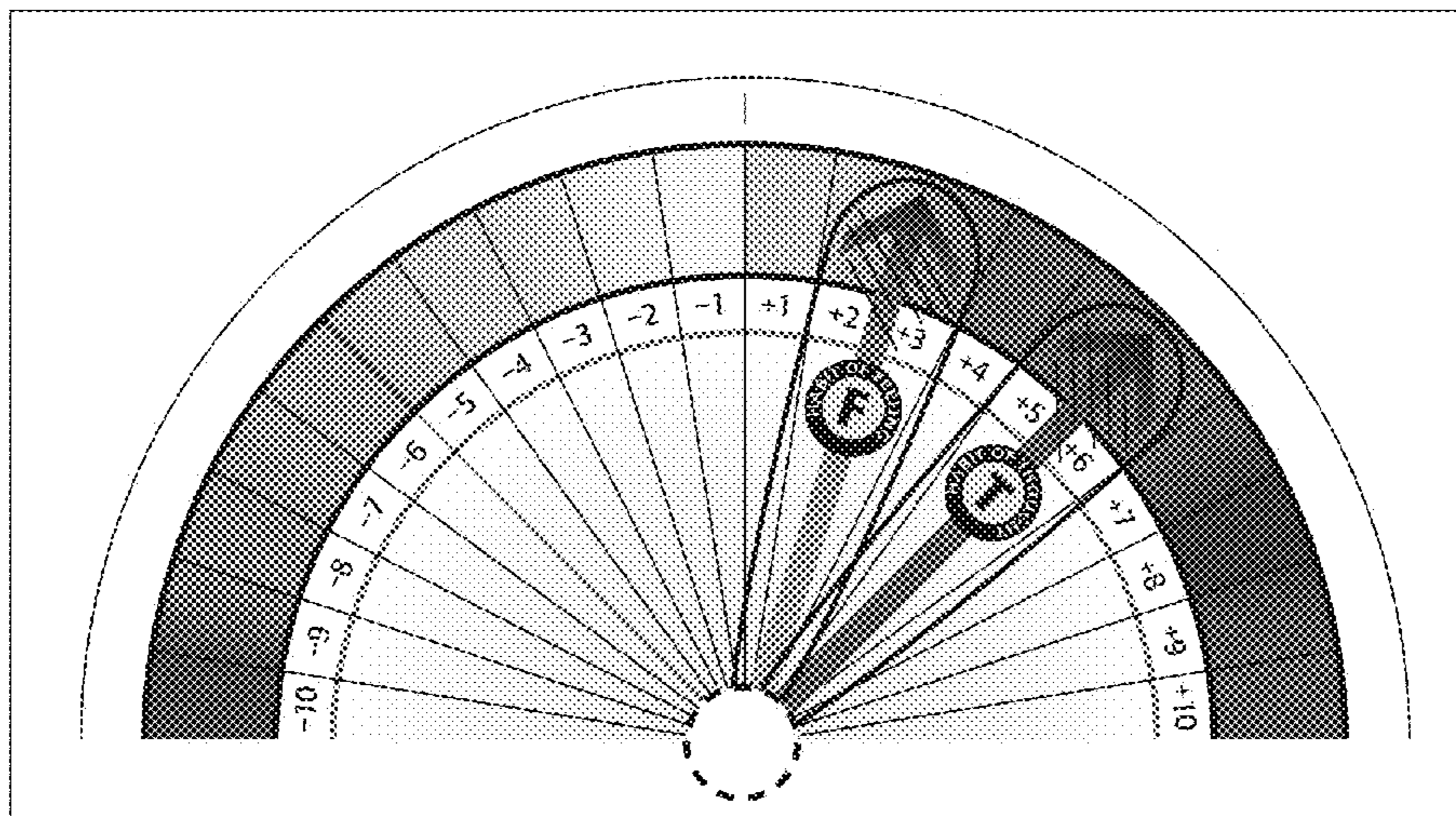
The transparent strips with arrows labeled "F" and "T" thereon are independently rotatable about the center of the dashed line circle near the bottom of the device. The broken lines are included for the purpose of illustrating portions of the emotional indicator device that form no part of the claimed design.

**1 Claim, 2 Drawing Sheets**  
**(1 of 2 Drawing Sheet(s) Filed in Color)**

(56) **References Cited**

**U.S. PATENT DOCUMENTS**

2,340,139 A	7/1944	Norford	
4,013,294 A	3/1977	Smeda et al.	
D269,977 S *	8/1983	Gopfert .....	D19/64
4,440,396 A	4/1984	Frudakis	
D273,873 S *	5/1984	Alessio .....	D19/64
4,741,701 A	5/1988	Kossor	
4,756,692 A	7/1988	Pranger	
D306,611 S *	3/1990	Hills et al. ....	D19/64
4,931,934 A	6/1990	Snyder	
5,040,988 A	8/1991	Brown	
5,113,590 A *	5/1992	Shapiro et al. ....	33/471
5,190,459 A	3/1993	Determan	
D335,823 S *	5/1993	Shapiro et al. ....	D10/64



(56)

**References Cited**

U.S. PATENT DOCUMENTS

7,033,181	B1	4/2006	Bennett				
7,052,279	B1	5/2006	Losq				
D525,711	S	7/2006	Lewandowski				
D541,345	S	4/2007	Chang				
D546,897	S	7/2007	Bruner				
D557,153	S *	12/2007	Light et al. ....	D10/65			
7,510,399	B2 *	3/2009	McNay .....	434/304			
					D599,405	S	9/2009 Fabart
					D621,878	S	8/2010 Weiss et al.
					8,182,268	B2	5/2012 Rekort
					8,191,272	B1 *	6/2012 Light et al. .... 33/471
					D681,732	S *	5/2013 Braflat ..... D19/59
					D682,940	S *	5/2013 Racosky ..... D19/62
					2004/0115605	A1	6/2004 Cooper
					2004/0197751	A1	10/2004 Alexander
					2005/0272014	A1	12/2005 Graham
					2009/0239203	A1	9/2009 Lewis

\* cited by examiner

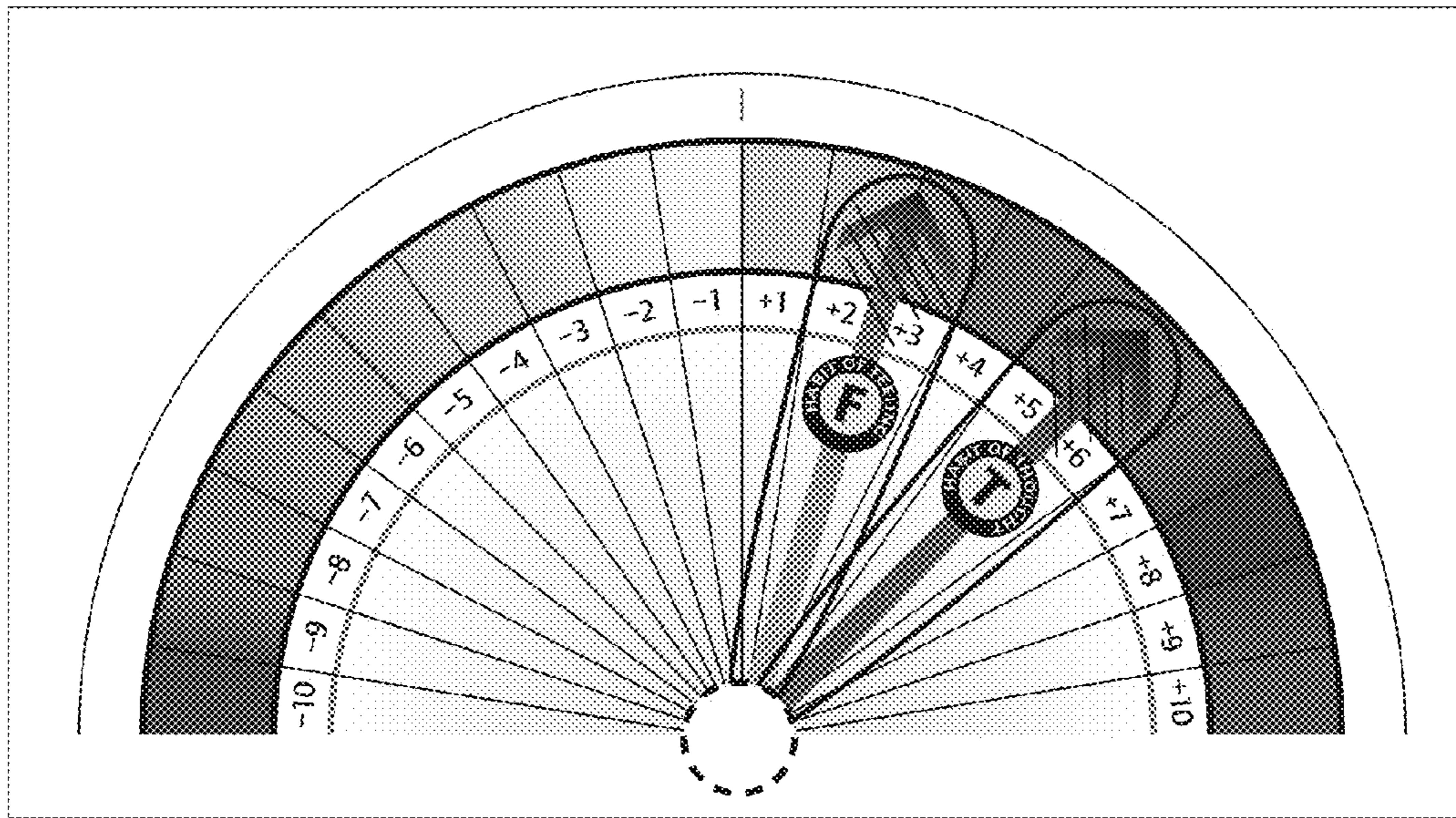


FIG. 1

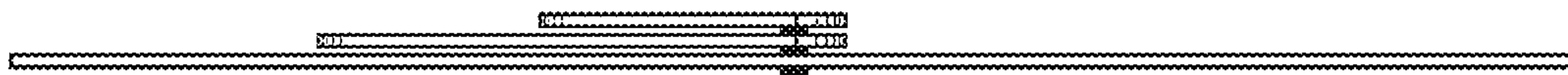


FIG. 2




FIG. 3



FIG. 4



FIG. 5