



US00D746347S

(12) **United States Design Patent**
Jung

(10) **Patent No.:** **US D746,347 S**

(45) **Date of Patent:** **** Dec. 29, 2015**

(54) **CUTTING INSERT**

(71) Applicant: **TaeguTec Ltd.**, Daegu (KR)

(72) Inventor: **Kang Sool Jung**, Daegu (KR)

(73) Assignee: **TaeguTec Ltd.**, Daegu (KR)

(**) Term: **14 Years**

(21) Appl. No.: **29/477,842**

(22) Filed: **Dec. 27, 2013**

(51) **LOC (10) Cl.** **15-09**

(52) **U.S. Cl.**
USPC **D15/139**

(58) **Field of Classification Search**

USPC D15/139, 140; 407/42, 113, 114
CPC B23C 2200/81; B23C 2200/0455;
B23C 2200/0461; B23C 2200/0477; B23C
2200/0483; B23C 2200/0494
See application file for complete search history.

(56) **References Cited**

U.S. PATENT DOCUMENTS

5,207,538	A *	5/1993	Satran	407/113
5,702,210	A *	12/1997	Boianjiu	407/114
5,741,095	A *	4/1998	Charron et al.	407/42
6,543,970	B1 *	4/2003	Qvarth et al.	407/114
D523,039	S *	6/2006	Niebauer et al.	D15/139
D709,110	S *	7/2014	Morrison et al.	D15/139
D709,540	S *	7/2014	Jung	D15/139
D710,917	S *	8/2014	Jung	D15/139

2013/0251468	A1 *	9/2013	Lof	407/114
2014/0010605	A1 *	1/2014	Smilovici et al.	407/42
2014/0126970	A1 *	5/2014	Maeta et al.	407/114

* cited by examiner

Primary Examiner — Susan Bennett Hattan

Assistant Examiner — Brett Miller

(74) *Attorney, Agent, or Firm* — Hamre, Schumann, Mueller & Larson, P.C.

(57) **CLAIM**

The ornamental design for a cutting insert, as shown and described.

DESCRIPTION

FIG. 1 is a perspective view of a cutting insert showing my new design;
FIG. 2 is a front elevational view thereof;
FIG. 3 is a rear elevational view thereof;
FIG. 4 is a left side view thereof;
FIG. 5 is a right side view thereof;
FIG. 6 is a top plan view thereof;
FIG. 7 is a bottom plan view thereof; and,
FIG. 8 is a cross-sectional view taken along line 8-8 of FIG. 2.
The surface shadings and broken line environmental showing is for illustrative purposes only and forms no part of the claimed design. Dash-dot broken lines show boundaries of the claimed design.

1 Claim, 4 Drawing Sheets

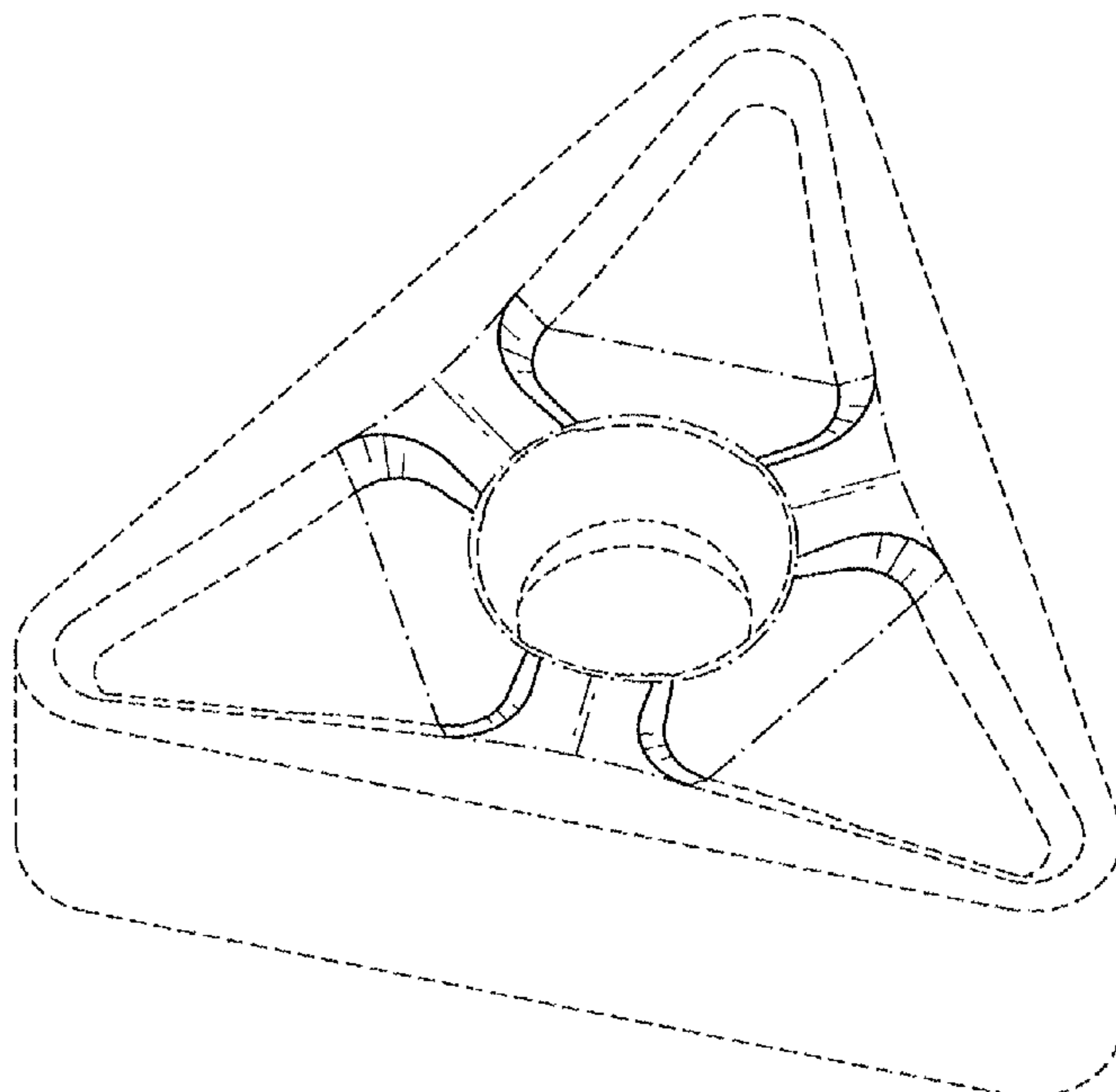


Fig. 1

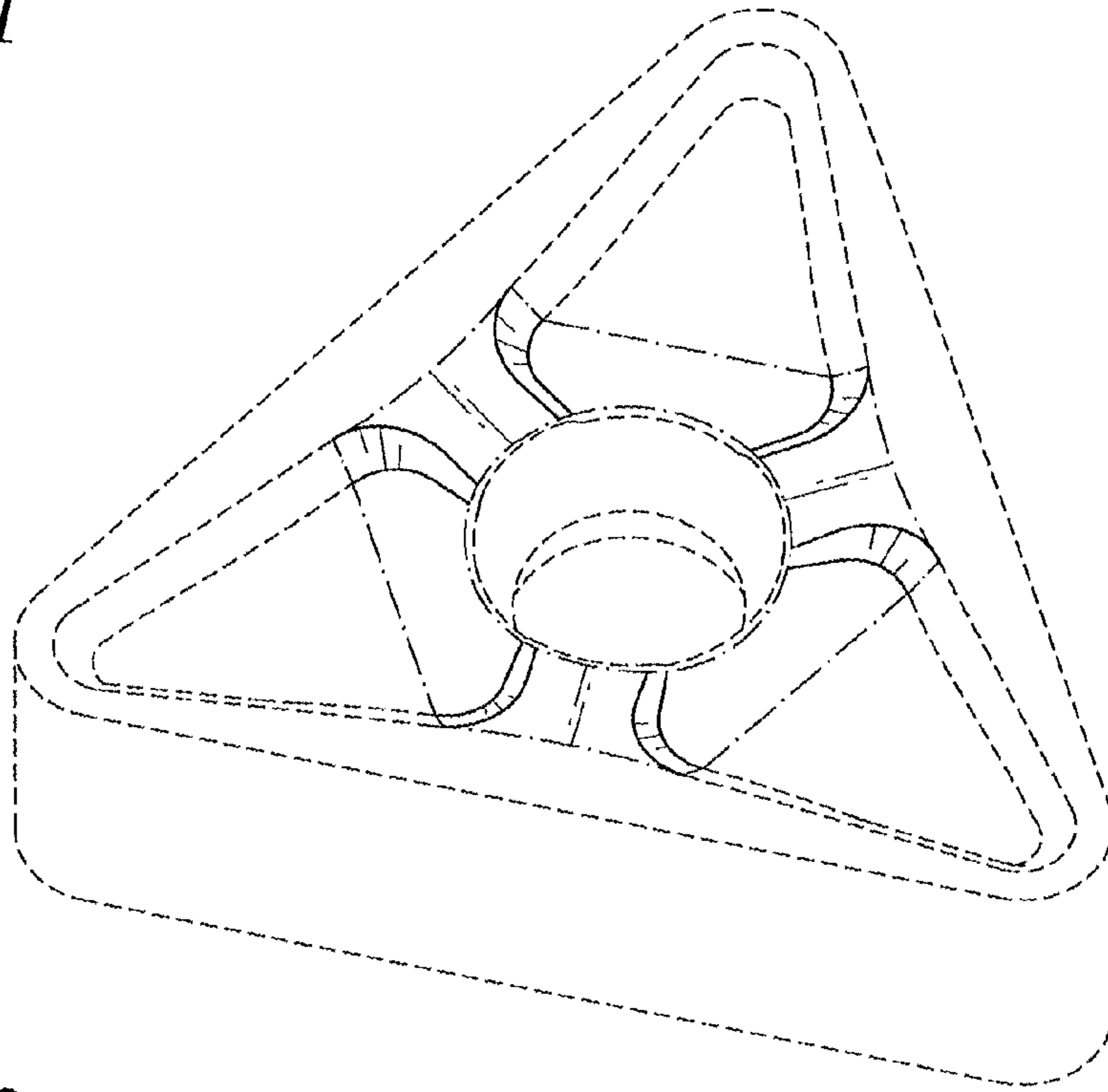


Fig. 2

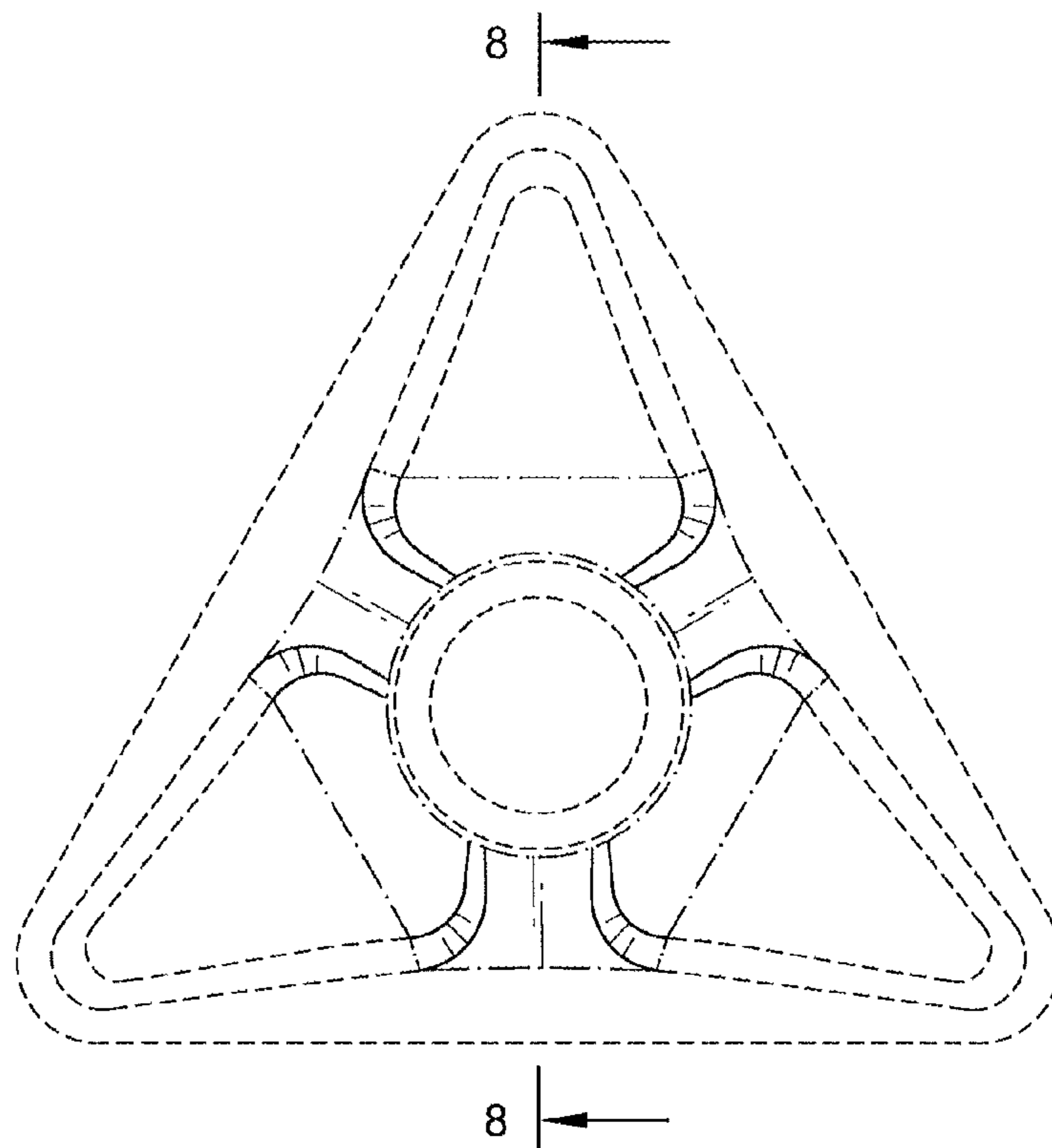


Fig. 3

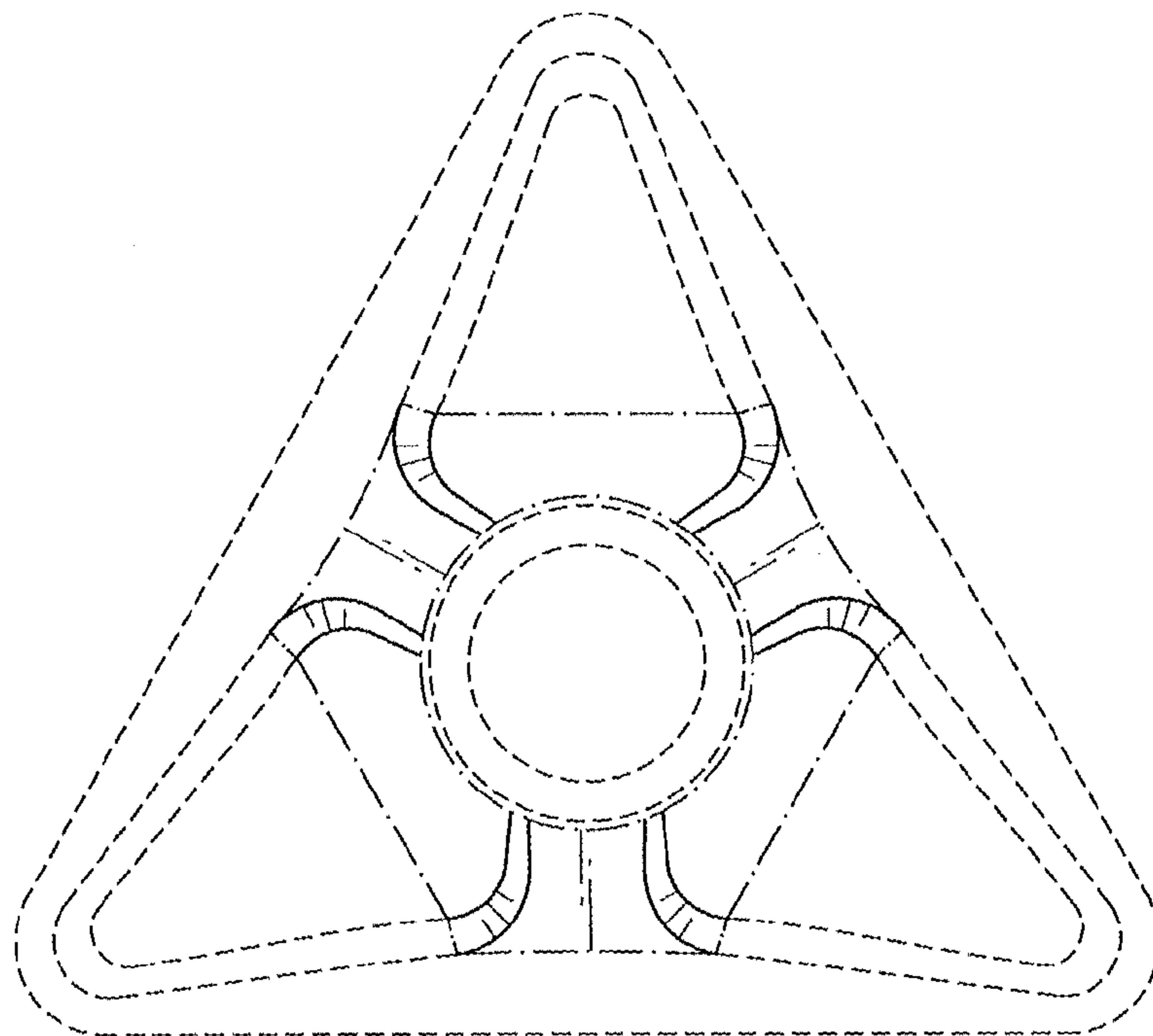


Fig. 4




Fig. 5




Fig. 6




Fig. 7



Fig. 8

