



US00D746344S

(12) **United States Design Patent**
Truty

(10) **Patent No.:** **US D746,344 S**

(45) **Date of Patent:** **** Dec. 29, 2015**

(54) **EMULSION PLATE**

(71) Applicant: **Cozzini LLC**, Chicago, IL (US)

(72) Inventor: **Katarzyna Truty**, Chicago, IL (US)

(73) Assignee: **COZZINI LLC**, Chicago, IL (US)

(**) Term: **14 Years**

(21) Appl. No.: **29/455,307**

(22) Filed: **May 20, 2013**

(51) **LOC (10) Cl.** **07-04**

(52) **U.S. Cl.**
USPC **D15/126**

(58) **Field of Classification Search**
USPC D15/139, 140, 133; D8/70, 20; D7/412,
D7/409
CPC B23D 61/00; B23D 61/02; B23D 61/021;
B23D 61/04; B23D 61/121; A23N 17/00;
A23N 17/02

See application file for complete search history.

(56) **References Cited**

U.S. PATENT DOCUMENTS

1,695,898	A *	12/1928	Laemmel	241/298
2,625,846	A *	1/1953	Hess	408/1 R
3,286,551	A *	11/1966	Tipton	76/101.1
3,417,800	A *	12/1968	Tipton	241/82.5
3,542,104	A *	11/1970	Anderson	241/82.5
3,936,005	A *	2/1976	Schnell	241/83
4,023,253	A *	5/1977	Funakubo	428/566
D336,882	S	6/1993	Steinke et al.		
6,007,007	A *	12/1999	Haack et al.	241/82.1
7,540,440	B2 *	6/2009	Lesar et al.	241/82.5
7,905,436	B2 *	3/2011	Lesar et al.	241/82.3
D678,724	S *	3/2013	Sayers et al.	D7/409

D678,725	S *	3/2013	Sayers et al.	D7/409
D680,373	S *	4/2013	Haggerty et al.	D7/412
2001/0052558	A1 *	12/2001	Yunker	241/82.1
2010/0282887	A1 *	11/2010	Walters	241/278.1
2013/0062445	A1 *	3/2013	Wolff	241/85
2013/0099036	A1 *	4/2013	Wolff	241/82.5
2013/0164425	A1 *	6/2013	Wolff	426/513
2014/0252143	A1 *	9/2014	Wight	241/30

* cited by examiner

Primary Examiner — Susan Bennett Hattan

Assistant Examiner — Brett Miller

(74) *Attorney, Agent, or Firm* — Barnes & Thornburg LLP

(57) **CLAIM**

The ornamental design for an emulsion plate, as shown and described.

DESCRIPTION

FIG. 1 is a top perspective view of an ornamental design for a first embodiment of an emulsion plate;

FIG. 2 is a top elevational view of the emulsion plate of FIG. 1;

FIG. 3 is a side elevational view of the emulsion plate of FIG. 1;

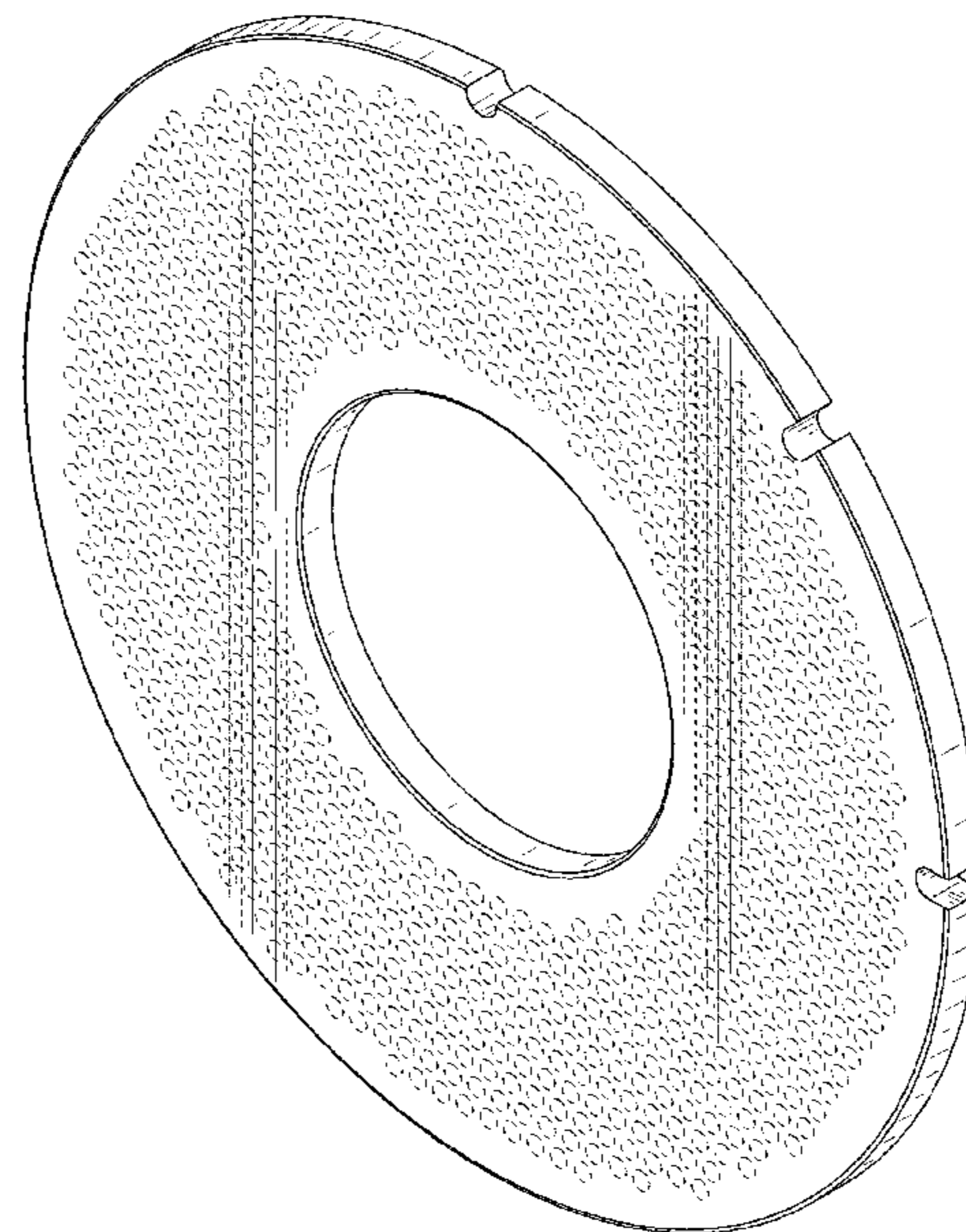
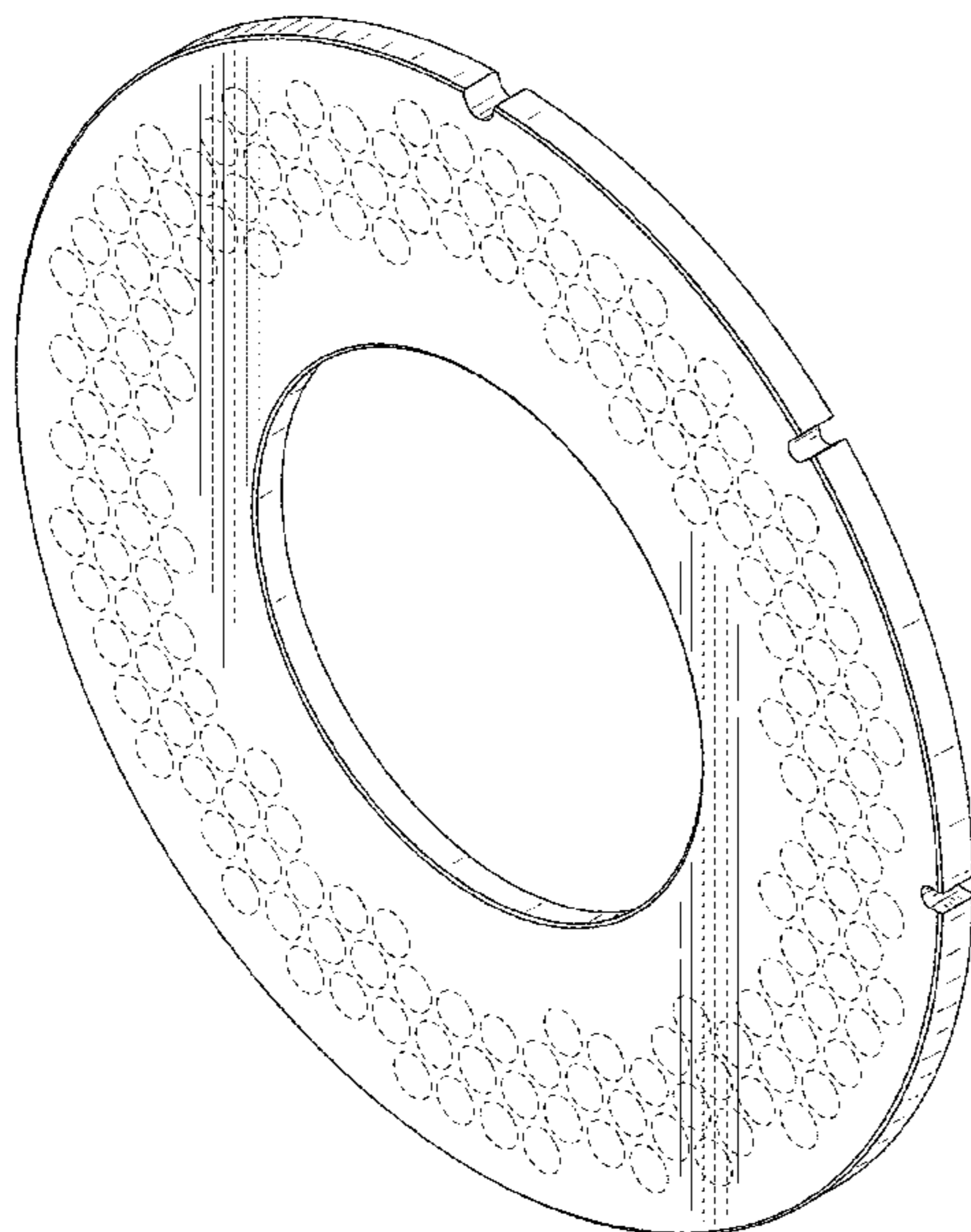
FIG. 4 is a top perspective view of an ornamental design for a second embodiment of an emulsion plate;

FIG. 5 is a top elevational view of the emulsion plate of FIG. 4; and,

FIG. 6 is a side elevational view of the emulsion plate of FIG. 4.

The broken lines in the drawings depict unclaimed portions of the emulsion plate only and form no part of the claimed design.

1 Claim, 4 Drawing Sheets



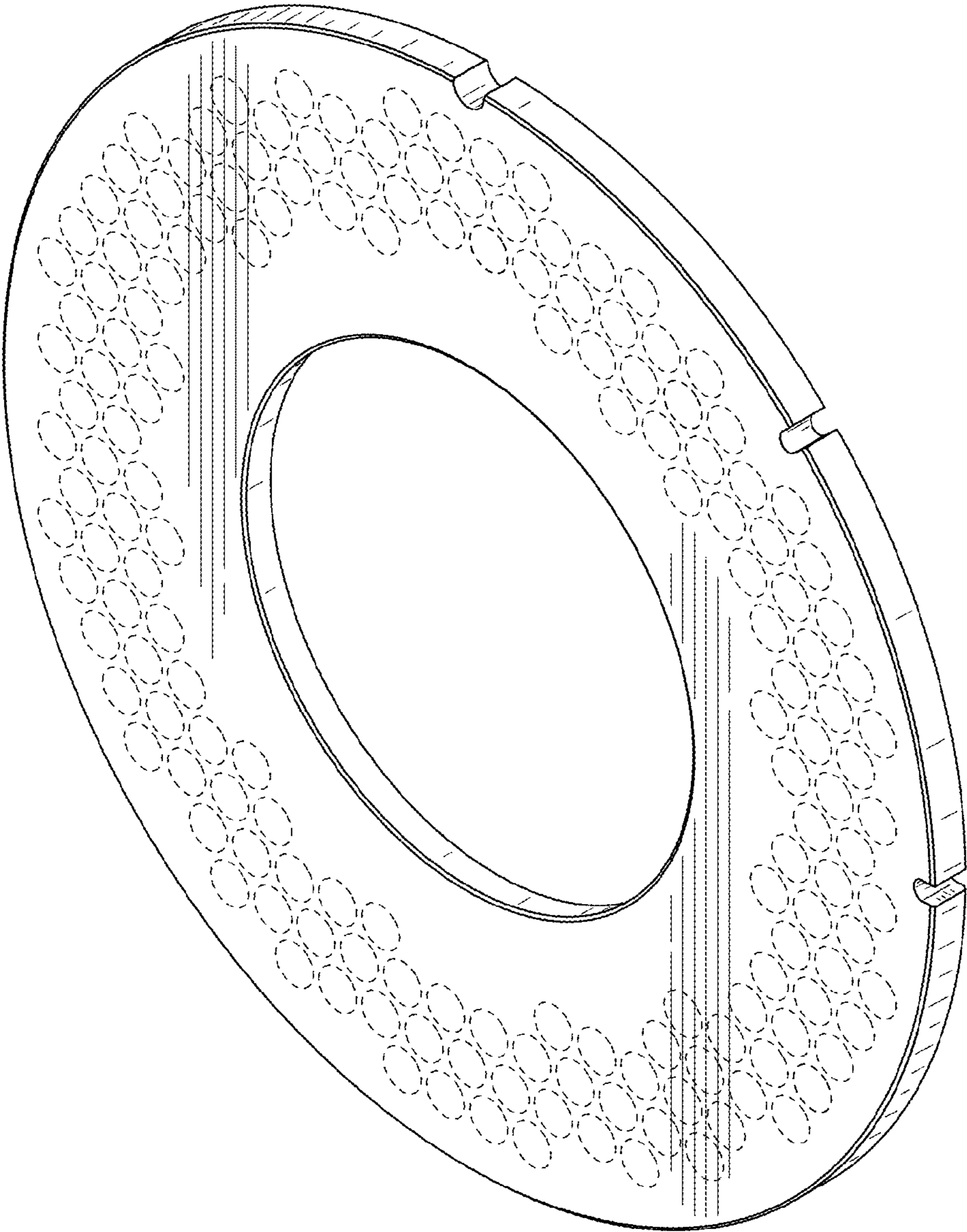


FIG. 1

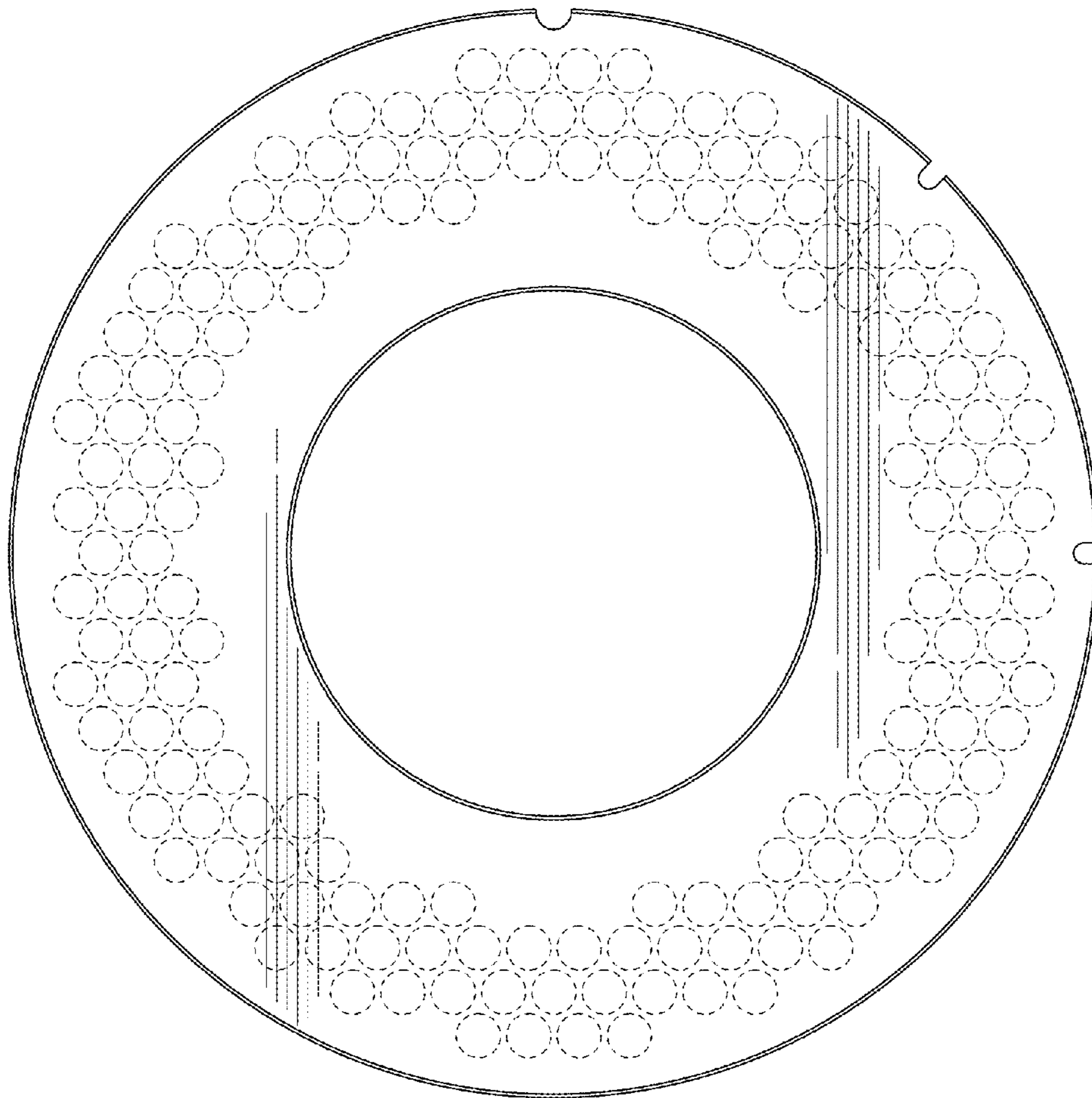


FIG. 2



FIG. 3

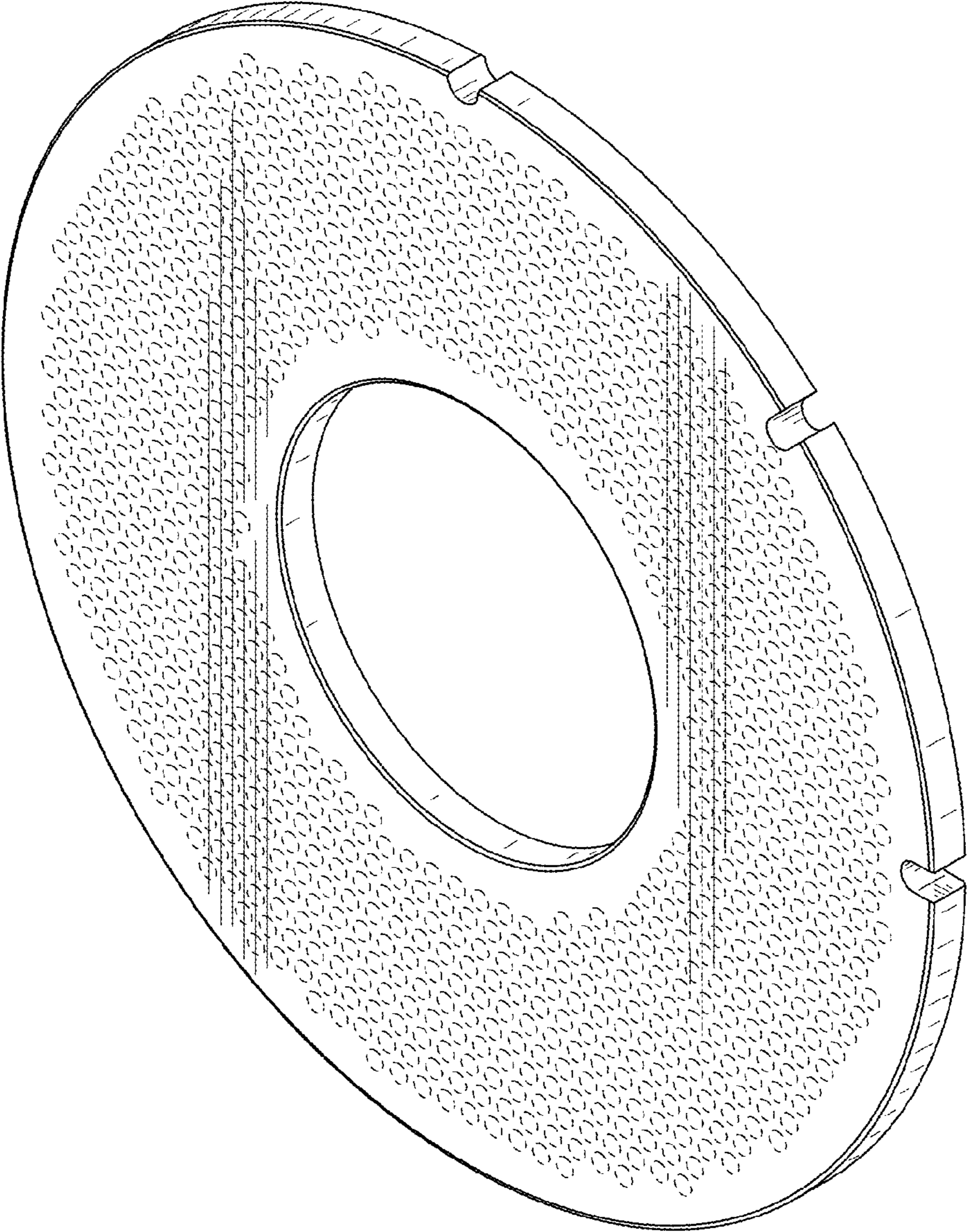


FIG. 4

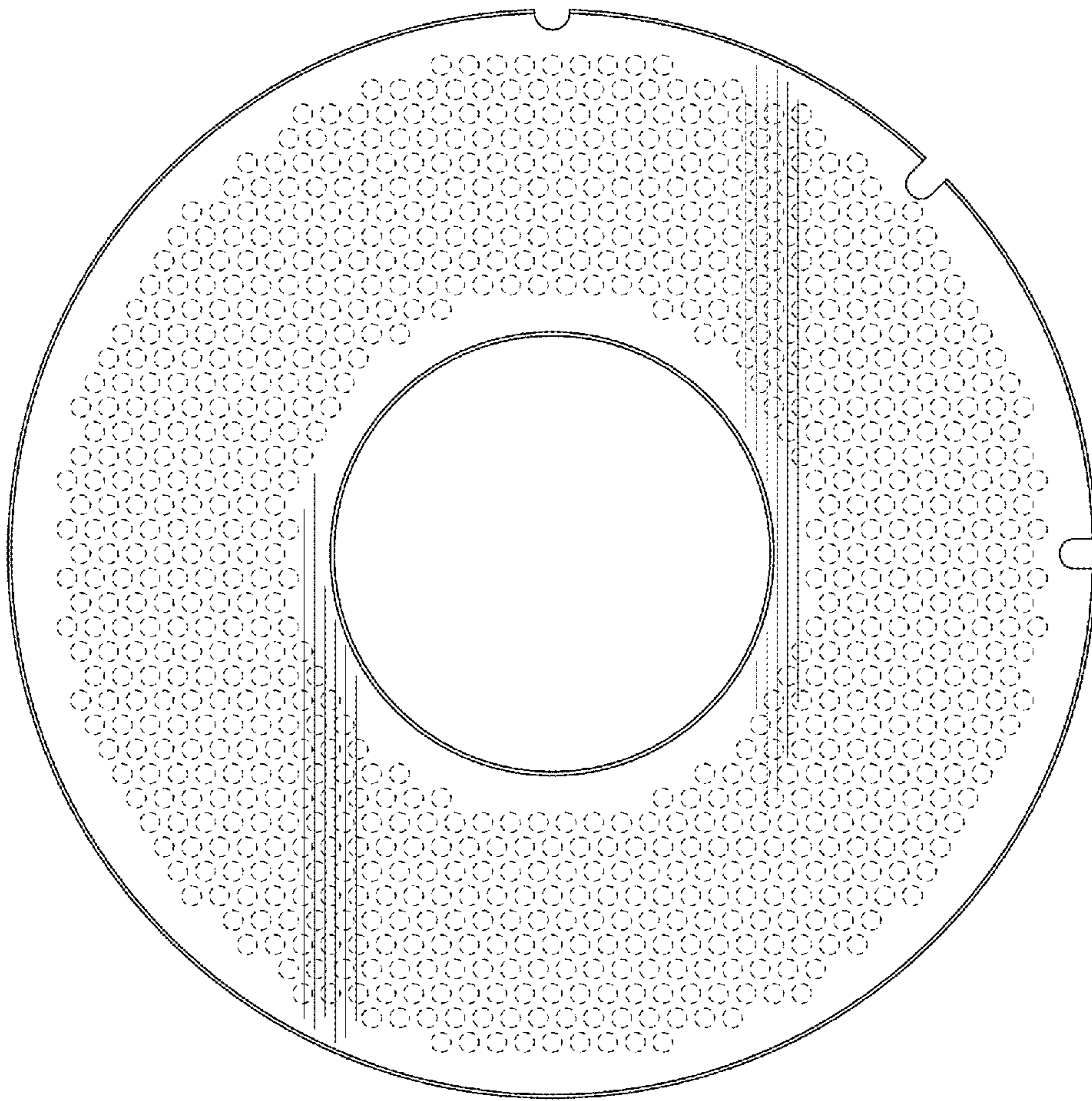


FIG. 5



FIG. 6