



US00D746296S

(12) **United States Design Patent**
Tanaka

(10) **Patent No.:** **US D746,296 S**
(45) **Date of Patent:** **** Dec. 29, 2015**

(54) **PORTION OF A RECORDER DISPLAY PANEL WITH GRAPHICAL USER INTERFACE**

(71) Applicant: **FUJI ELECTRIC CO., LTD.,**
Kawasaki-shi, Kanagawa (JP)

(72) Inventor: **Yukio Tanaka**, Hachioji (JP)

(73) Assignee: **FUJI ELECTRIC CO., LTD.,**
Kawasaki (JP)

(**) Term: **14 Years**

(21) Appl. No.: **29/456,047**

(22) Filed: **May 28, 2013**

(30) **Foreign Application Priority Data**

Mar. 13, 2013 (JP) 2013-005527

(51) **LOC (10) Cl.** **14-04**

(52) **U.S. Cl.**
USPC **D14/485**

(58) **Field of Classification Search**
USPC D14/485-495; 715/700, 716, 730, 732,
715/752, 756, 758, 764, 769, 771, 773, 777,
715/779, 780, 809, 810, 821, 825, 833, 835,
715/838, 841, 864
CPC . G06F 3/0481; G06F 3/04817; G06F 3/0482;
G06F 3/0484; G06F 3/04845; G06F 3/0237;
G06F 3/04886
See application file for complete search history.

(56) **References Cited**

U.S. PATENT DOCUMENTS

D596,192 S * 7/2009 Shotel D14/486
7,984,468 B2 * 7/2011 Westberg 725/46
D664,969 S * 8/2012 Williams et al. D14/486
D677,685 S * 3/2013 Simmons et al. D14/486

D686,634 S * 7/2013 Malasani et al. D14/486
D691,164 S * 10/2013 Lim et al. D14/486
D696,686 S * 12/2013 Yuk et al. D14/486
D698,800 S * 2/2014 Jung D14/486
D704,206 S * 5/2014 Jung D14/486
D710,872 S * 8/2014 Sureshkumar D14/486
D711,402 S * 8/2014 Thornton et al. D14/486
D711,903 S * 8/2014 Mishra et al. D14/486
D715,822 S * 10/2014 Sureshkumar D14/486
D719,582 S * 12/2014 Frew et al. D14/486
D720,763 S * 1/2015 Lee et al. D14/486
D725,142 S * 3/2015 Park et al. D14/488
8,990,672 B1 * 3/2015 Grosz et al. 715/202
D728,586 S * 5/2015 Konno et al. D14/485
2003/0016254 A1 * 1/2003 Abe 345/864
2006/0080342 A1 * 4/2006 Takaki 707/100
2007/0209023 A1 * 9/2007 Nakagawa et al. 715/838
2010/0125789 A1 * 5/2010 Burke et al. 715/706

(Continued)

Primary Examiner — Barbara Fox

Assistant Examiner — Dana K Weiland

(74) *Attorney, Agent, or Firm* — Oliff PLC

(57) **CLAIM**

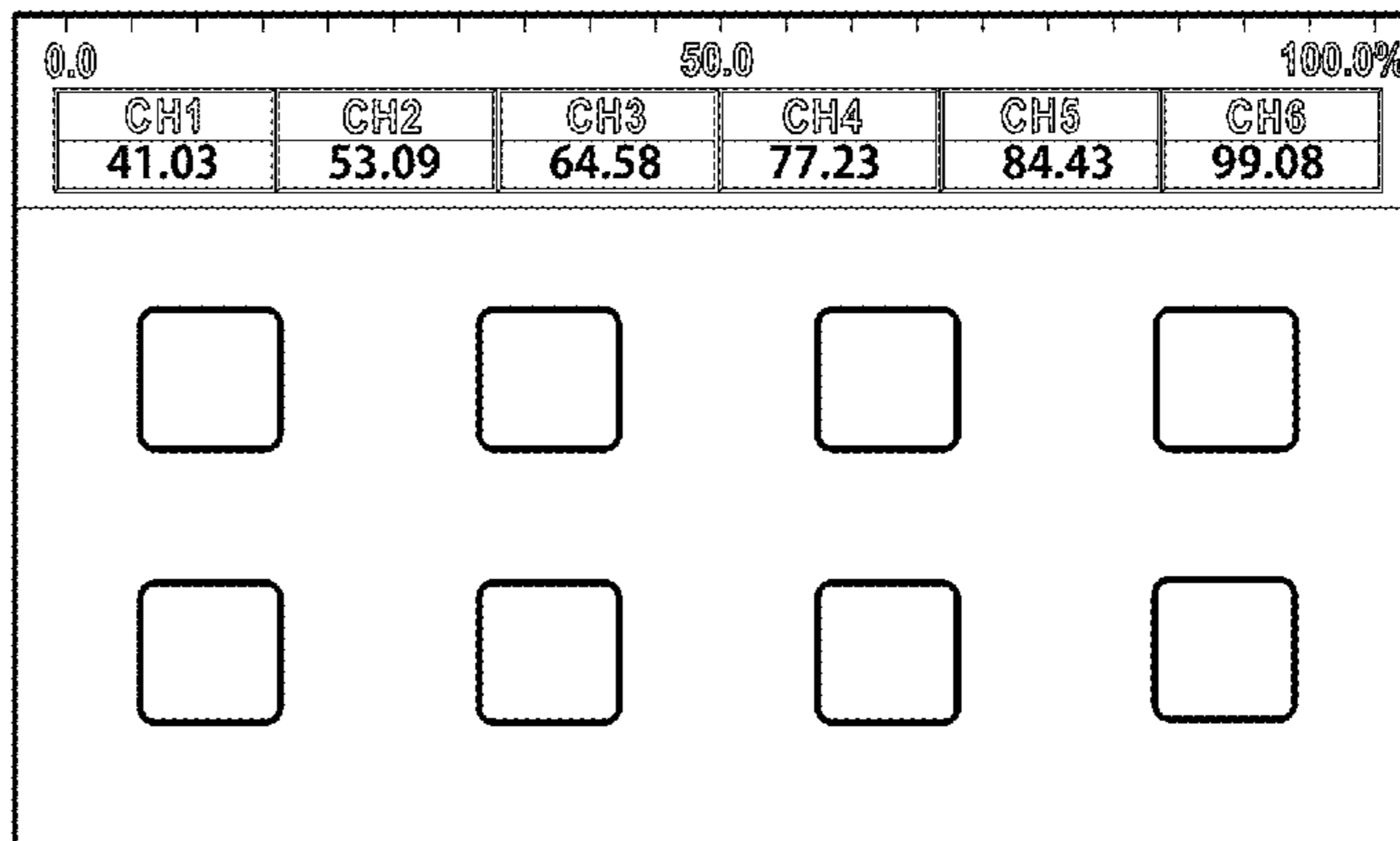
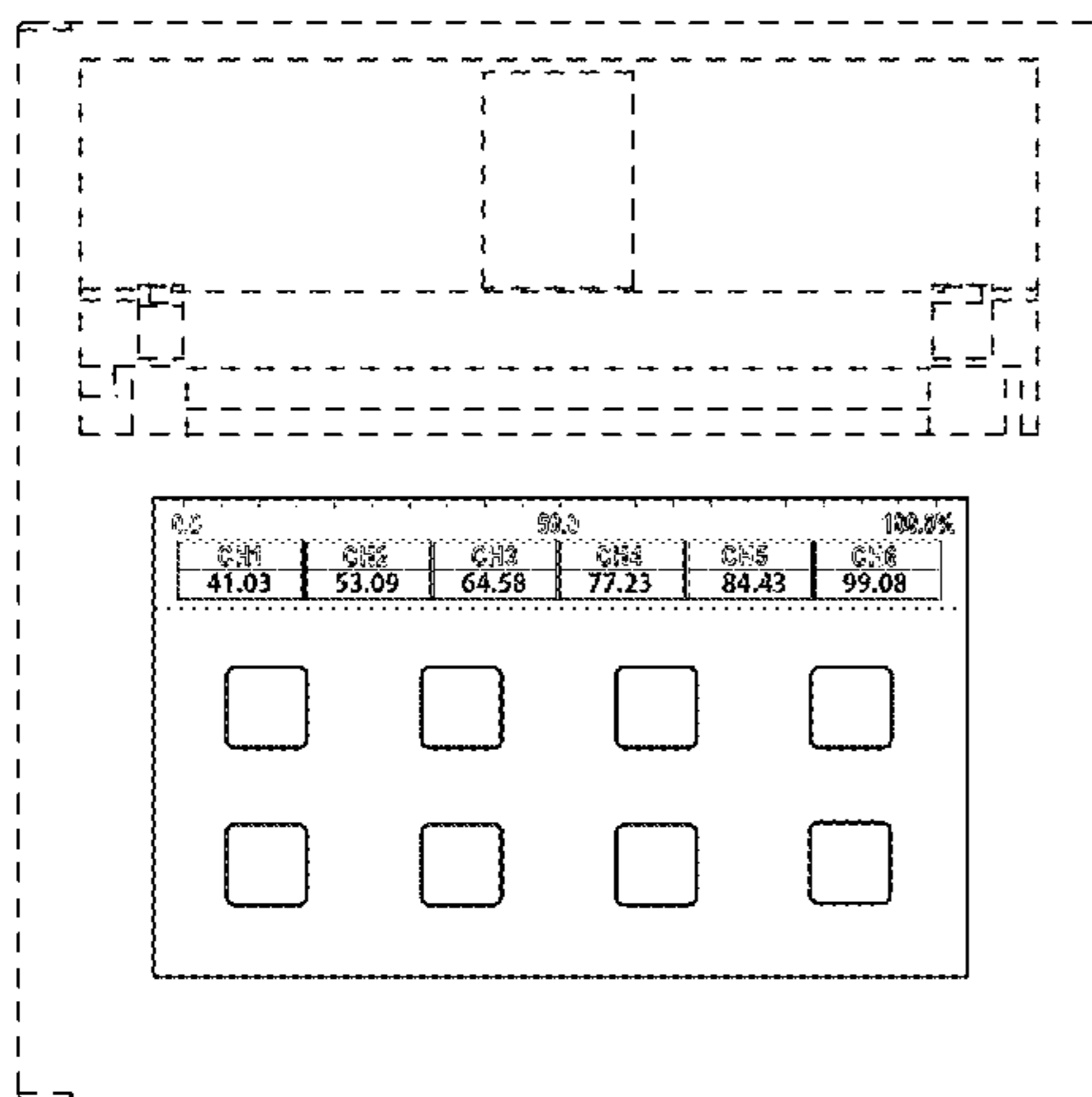
The ornamental design for a portion of a recorder display panel with graphical user interface, as shown and described.

DESCRIPTION

FIG. 1 is a front view of a portion of a recorder display panel with graphical user interface;
FIG. 2 is a rear view thereof;
FIG. 3 is a right side view thereof;
FIG. 4 is a left side view thereof;
FIG. 5 is a top plan view thereof;
FIG. 6 is a bottom view thereof; and,
FIG. 7 is an enlarged front view of only the display panel portion.

The broken lines depict environmental subject matter only and form no part of the claimed design.

1 Claim, 7 Drawing Sheets



US D746,296 S

Page 2

(56)

References Cited

U.S. PATENT DOCUMENTS

2011/0197163	A1*	8/2011	Jegal et al.	715/811	
2011/0258563	A1*	10/2011	Lincke	715/760	* cited by examiner
2011/0320948	A1*	12/2011	Choi	715/719	
2014/0149940	A1*	5/2014	Li et al.	715/838	
2014/0282256	A1*	9/2014	Fish et al.	715/835	
2015/0103025	A1*	4/2015	Yamanaka et al.	345/173	

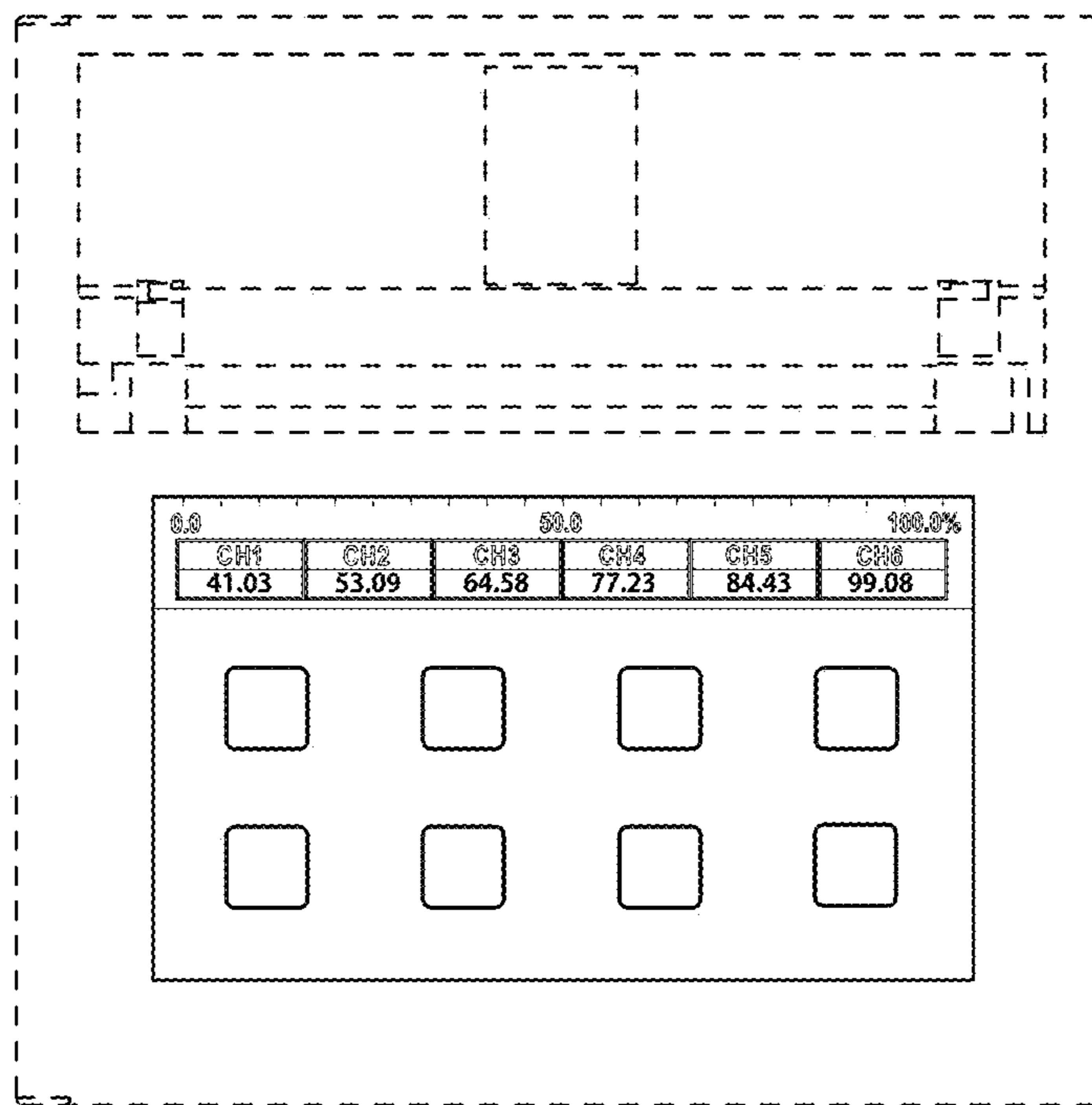


Fig. 1

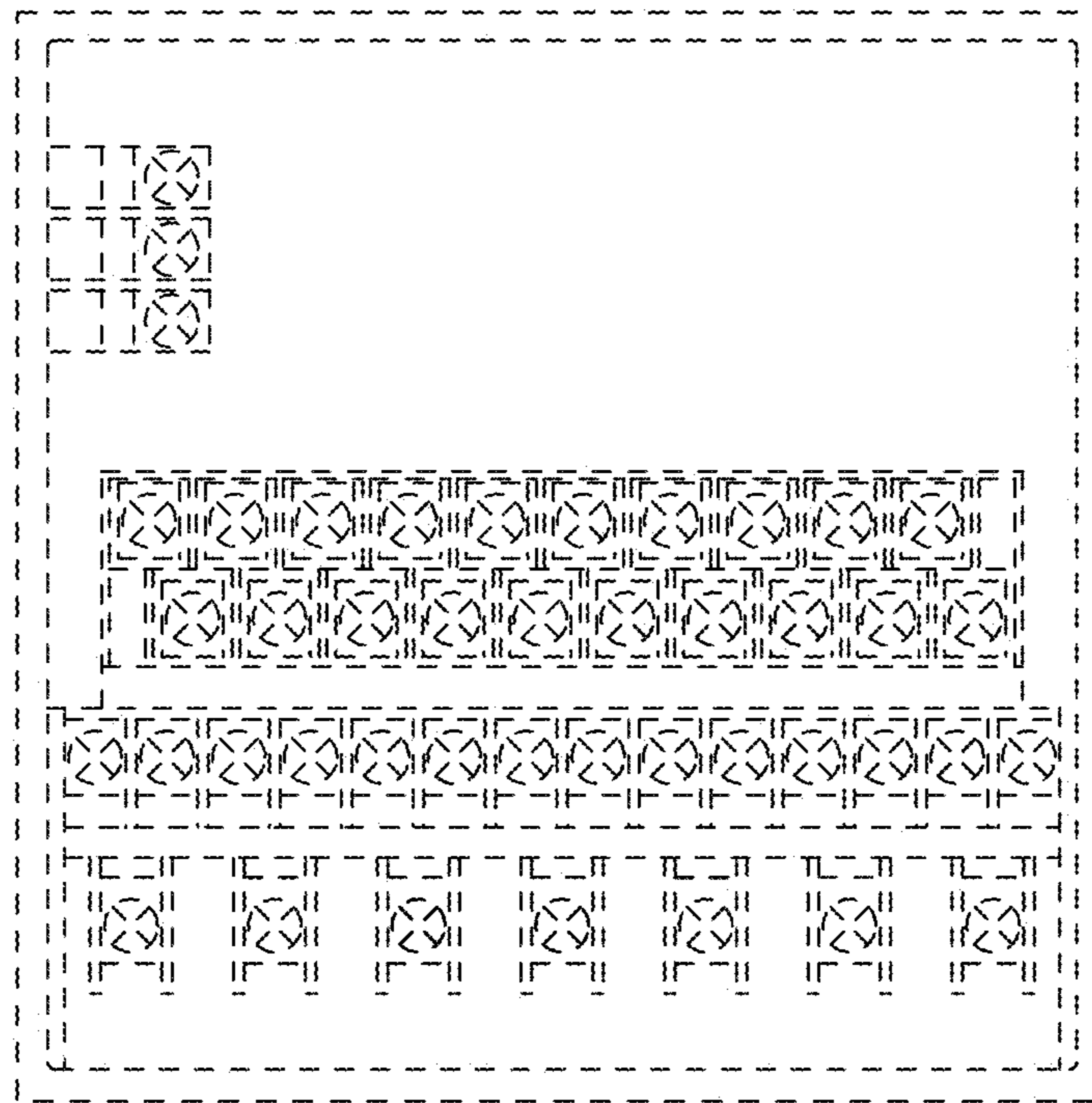


Fig. 2




Fig. 3



Fig. 4




Fig. 5




Fig. 6

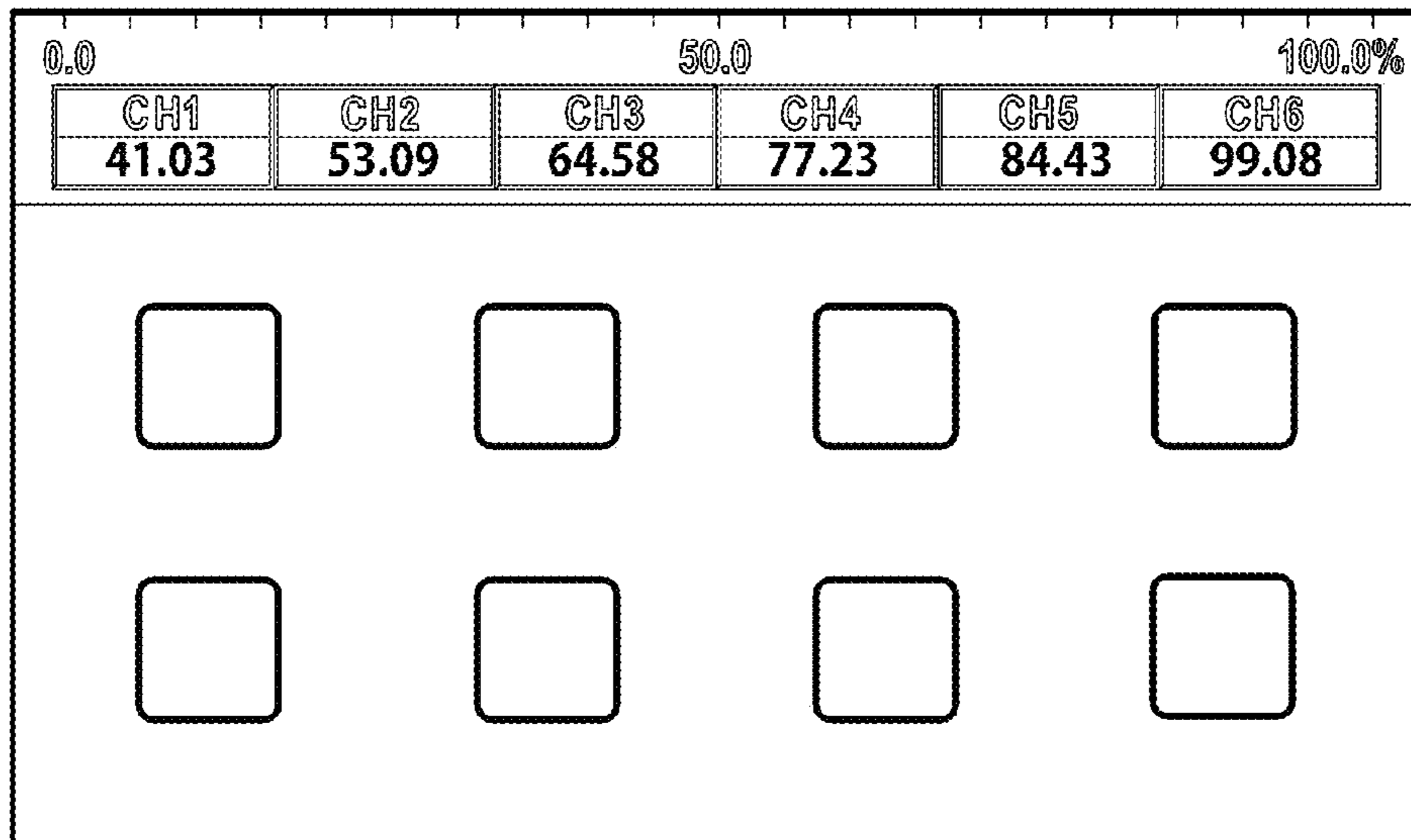


Fig. 7